

Border traffic and expenses made by foreigners in Poland and by Poles abroad in the 3rd quarter of 2021

27.12.2021

↑ 10.9%

The increase in the number of crossings of the Polish border in the 3rd quarter of 2021 in relation to the 3rd quarter of 2020

In the 3rd quarter of 2021, there was an increase in border traffic of foreigners by 8.8% and of Poles by 13.6%, compared to the corresponding period of the previous year.

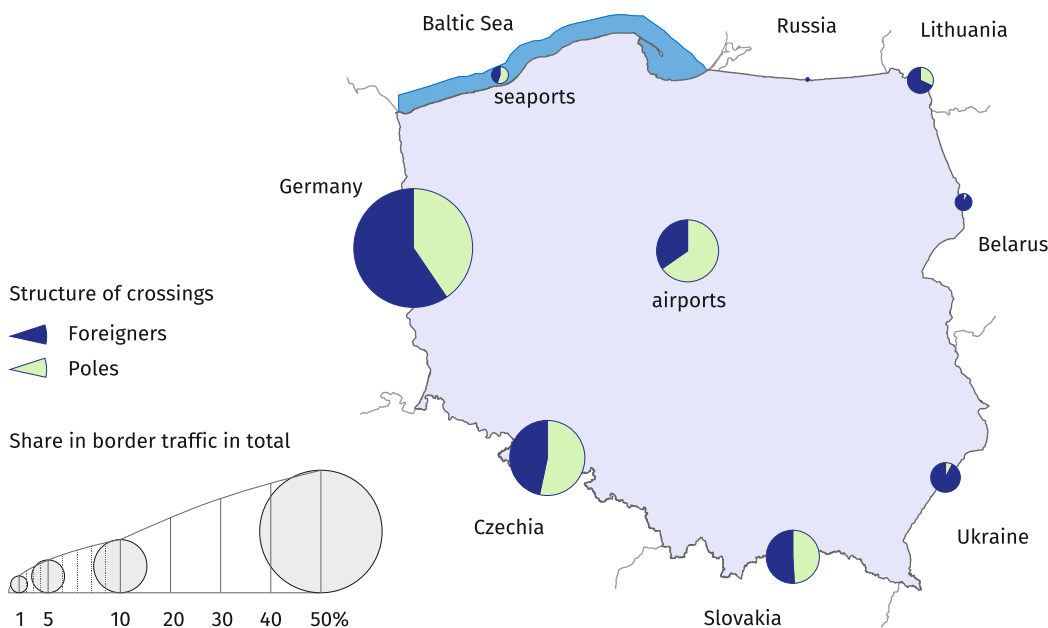
The values of goods and services purchased in this period by foreigners in Poland and goods and services purchased by Poles abroad were higher than in the 3rd quarter of 2020 by 22.4% and 26.8% respectively.

Border traffic

In the 3rd quarter of 2021, the number of crossings of the Polish border amounted to 62.3 million. In the total number of crossings of the border, foreigners (non-residents) constituted 54.5% and Poles (residents) – 45.5%. The border traffic (from and to Poland) was higher by 6.1 million in relation to the same period of the previous year. Compared to the previous quarter, the number of crossings was also higher by 41.4% (foreigners by 33.1% and Poles by 52.9%).

In the 3rd quarter of 2021, 79.8% of all crossings concerned the land border of Poland with the European Union (EU) countries; 13.8% the border at airports, 5.3% external land border of the European Union and 1.0% sea border.

Map 1. Border traffic of people (from and to Poland) by sections of the border in the 3rd quarter of 2021



In the structure of border traffic at the land border, the largest share was accounted for by crossings of the section of the border with Germany (55.0%), followed by Czechia (23.4%), Slovakia (12.0%), Ukraine (4.9%), Lithuania (3.4%), Belarus (1.2%) and Russia (0.1%).

Citizens of a neighbouring country predominated among foreigners crossing individual sections of the Polish land border, for example: on the border with Ukraine - citizens of Ukraine

In the 3rd quarter of 2021, the number of crossings of the Polish border by foreigners and Poles was higher both compared to the same period of the previous year, as well as to the 2nd quarter of 2021

Foreigners predominated in the structure of crossings of the Polish border

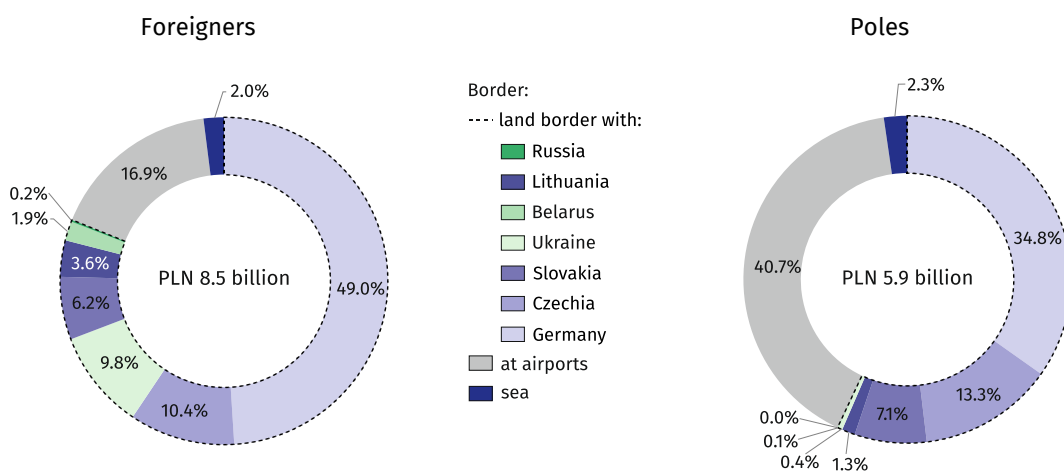
(92.6%), on the border with Belarus – citizens of Belarus (81.1%), on the border with Russia – citizens of Russia (59.1%).

Expenses made by foreigners in Poland and by Poles abroad

The value of goods and services purchased in Poland by foreigners in the 3rd quarter of 2021 amounted to PLN 8.5 billion, while the expenses incurred abroad by Polish residents in this period amounted to PLN 5.9 billion. It was respectively 22.4% and 26.8% more than in the previous year. In comparison with the previous quarter, the expenses of both foreigners and Poles were also higher, by 61.3% and 95.5% respectively.

The value of goods and services purchased both by foreigners in Poland and by Poles abroad was higher than in the 3rd quarter of 2020

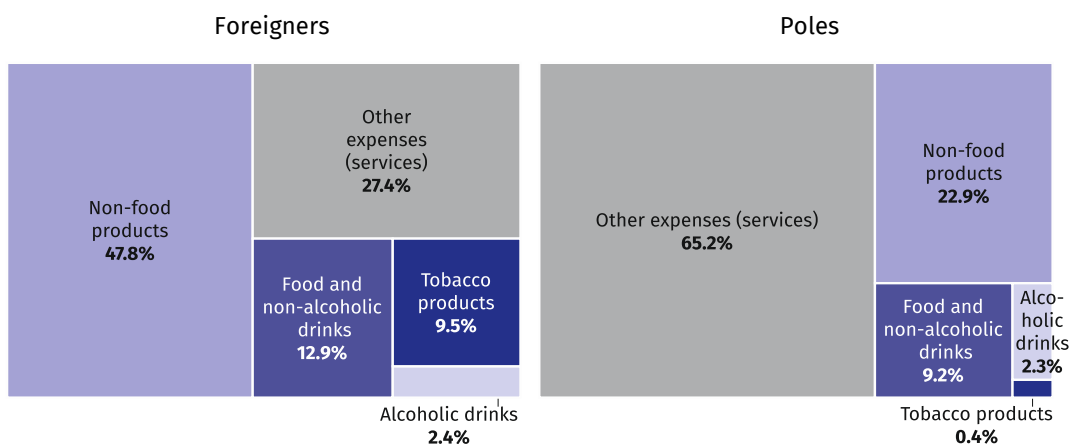
Chart 1. Structure of expenses made by foreigners in Poland and by Poles abroad in the 3rd quarter of 2021



In the structure of expenses incurred in Poland by foreigners crossing the land border in the 3rd quarter of 2021, the largest share was constituted by expenses of persons crossing the border with Germany (60.4%), followed by Czechia (12.8%), Ukraine (12.1%), Slovakia (7.6%), Lithuania (4.5%), Belarus (2.3%) and Russia (0.2%).

In the case of the residents of Poland crossing the land border of the country, the highest expenses abroad were incurred by persons crossing the border with Germany (61.0%), followed by Czechia (23.4%), Slovakia (12.5%), Lithuania (2.2%), Ukraine (0.7%), Belarus (0.2%). The share of expenses of Poles returning to Poland through border crossings with Russia did not exceed 0.1%.

Chart 2. Structure of expenses made by foreigners in Poland and by Poles abroad by assortment groups in the 3rd quarter of 2021



Foreigners crossing the external land border of the EU in Poland incurred 77.8% of their expenses for the purchase of non-food products, on food and non-alcoholic drinks – 14.9% and 7.2% on other expenses (services).

Polish residents who crossed the external land border of the EU in Poland spent majority of their expenses – 49.9% on the purchase of non-food products, other expenses (services) amounted to 19.2%, and food and non-alcoholic drinks to – 11.3%.

Foreigners crossing the internal EU border in 3rd quarter of 2021 spent the largest percentage of their expenses in Poland on non-food products – 49.7%. Other expenses (services) had a significant share in the structure of non-residents expenses – 21.3% and food and non-alcoholic drinks – 13.2%. On the other hand, in the structure of expenditure incurred abroad by Polish citizens, other expenditure (services) – 52.7% and non-food products – 31.4% predominated, while 12.3% of Poles' expenses were spent on food and non-alcoholic beverages.

Table 1. Border traffic and expenses of foreigners in Poland and Poles abroad in the 3rd quarter of 2021

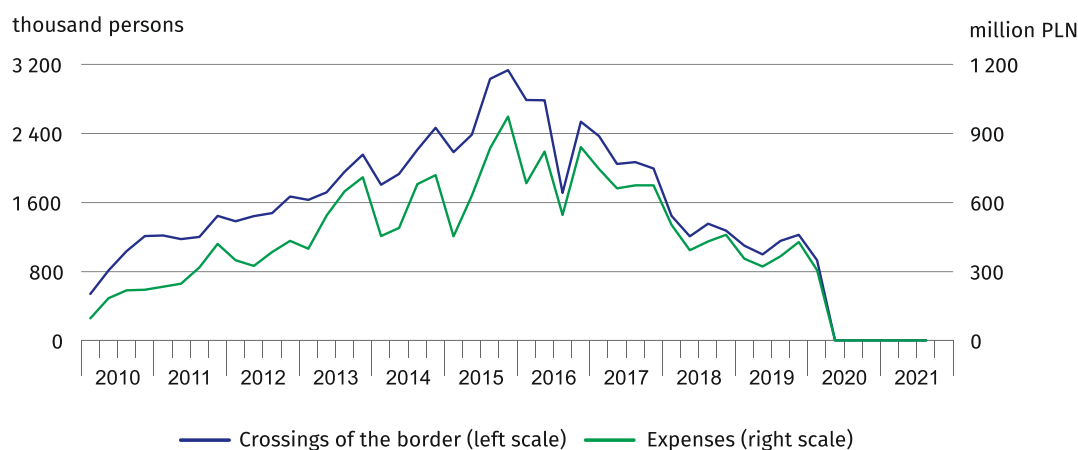
Border	Border traffic ¹				Expenses				Average expenses ²			
	foreigners		Poles		foreigners		Poles		foreigners		Poles	
	million persons	Q3 2020 =100	million persons	Q3 2020 =100	million PLN	Q3 2020 =100	million PLN	Q3 2020 =100	PLN	Q3 2020 =100	PLN	Q3 2020 =100
TOTAL	33.96	108.8	28.38	113.6	8547.4	122.4	5897.0	126.8	507	110.3	418	112.9
land	30.69	103.9	22.41	103.1	6935.3	112.2	3361.9	102.4	455	105.9	298	100.0
EU's external	3.06	161.9	0.25	128.2	1015.0	198.6	30.9	142.9	667	121.3	243	111.2
with: Russia	0.07	177.8	0.01	113.8	16.2	199.6	1.5	143.5	507	115.9	458	125.3
Belarus	0.59	128.4	0.05	50.3	158.5	138.1	5.6	59.9	525	111.4	239	118.8
Ukraine	2.41	172.4	0.20	202.4	840.3	216.4	23.8	211.9	707	121.5	237	104.8
EU's internal	27.63	99.9	22.15	102.9	5920.3	104.4	3331.0	102.1	431	102.4	298	100.0
with: Lithuania	1.23	108.8	0.58	111.3	311.6	105.5	75.1	107.2	518	98.8	253	98.9
Slovakia	3.25	94.8	3.13	98.6	526.9	101.1	421.4	100.1	324	104.2	274	102.6
Czechia	5.78	102.4	6.61	104.4	890.0	104.7	785.4	104.5	317	101.3	235	100.2
Germany	17.37	99.6	11.83	102.9	4191.9	104.7	2049.1	101.5	482	102.5	342	99.6
sea	0.29	117.5	0.36	113.1	168.1	118.5	135.2	113.6	1120	99.5	751	101.6
at airports	2.99	207.3	5.61	190.9	1444.1	219.7	2399.9	192.2	989	99.9	908	100.2

¹ From and to Poland. ² Per one person during a single trip.

Differences in expenses, also in terms of the assortment structure of products, were observed on individual sections of the border both among foreigners as well as Poles. It is associated with the way of travelling, destination, length of stay and profitability of shopping abroad, among other things.

In the 3rd quarter of 2021, 8.3 thousand crossings of the Polish border with Ukraine made by foreigners as part of the local border traffic (MRG) were recorded, compared to 20 crossings in the same period of the previous year. The value of expenses incurred by foreigners crossing the border under the MRG regime amounted to PLN 3.1 million.

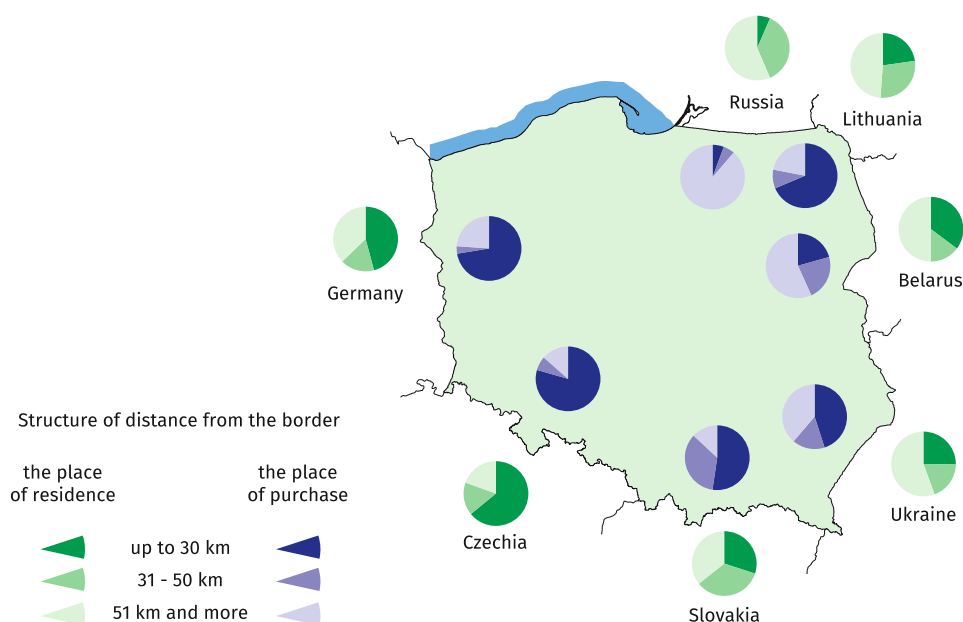
Chart 3. Local border traffic of foreigners on the Polish-Ukrainian border



Delimitation of the land border impact area

The results of the surveys conducted in the 3rd quarter of 2021 show that both foreigners and Poles crossing the Polish land border were mostly residents of the villages located at a distance of up to 50 km from the border – 64.0% foreigners and 69.2% Poles, with 44.7% of foreigners and 56.7% Poles living in the area up to 30 km from the border.

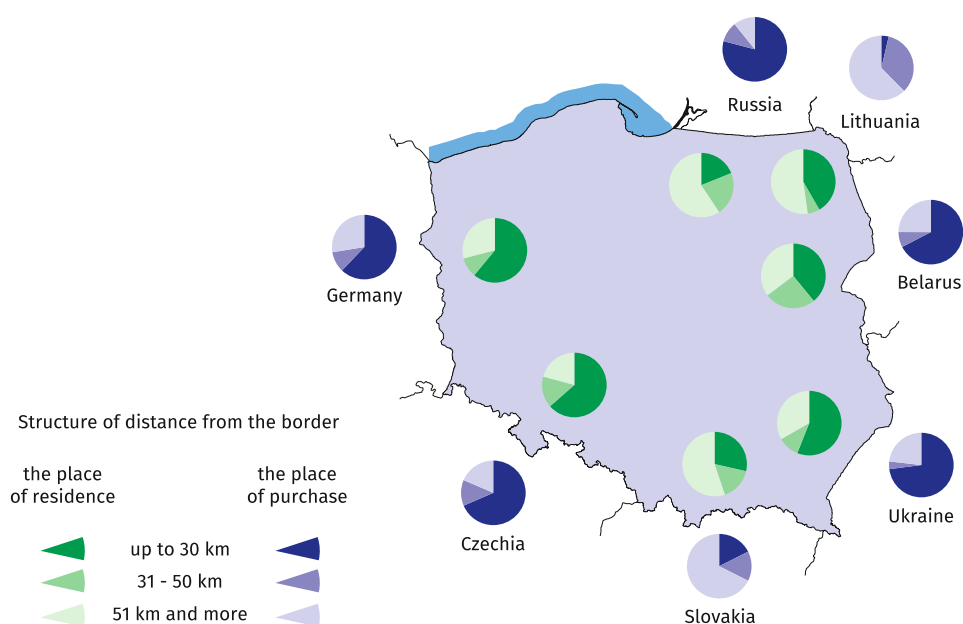
Map 2. Range of impact of the border on the basis of crossing the sections of the border by foreigners in the 3rd quarter of 2021



Both foreigners and Poles crossing the Polish land border were most often residents of places located up to 50 km from the border

As to the external border of the European Union in Poland, 45.5% of foreigners and 65.7% of Poles crossing the Polish land border lived at the distance of up to 50 km from the border, and in the case of the internal border of the European Union 66.1% and 69.2% respectively.

Map 3. Range of impact of the border on the basis of crossing the sections of the border by Poles in the 3rd quarter of 2021



The majority of both foreigners and Poles crossing the Polish land border made purchases within 50 km from the border

The largest number of surveyed foreigners made purchases at the distance of up to 50 km from the border, in the case of the external border of the European Union in Poland it was 56.6% of those crossing the border, and in the case of the internal EU border – 79.5%. On the other hand, of those crossing the border, Poles making purchases at the distance of up to 50 km from the border constituted 77.0% in the case of the external border and 68.7% in the case of the internal border.

Methodological notes

1. Presented information was developed on the basis of the survey results of "Trips made by non-residents to Poland. The movement of vehicles and persons at the Polish border with the countries of the European Union" and "Participation of residents of Poland in trips" included in the program of statistical surveys of official statistics. The survey methodology has been prepared by the Statistics Poland, Statistical Office in Rzeszów in cooperation with the National Bank of Poland and the Ministry of Sport and Tourism. Since 2014 the surveys conducted jointly by these institutions are the result of the integration of several surveys (including "The survey of goods and services turnover at the external land border of European Union on the territory of Poland").
2. The survey on trips made by foreigners (non-residents) to Poland and the movement of vehicles and persons at the Polish border with the countries of the European Union also in the third quarter of 2021 was not carried out in the field by statistical interviewers due to the state of the pandemic. The results of the survey were prepared using other data sources, including administrative and non-administrative ones. The survey of trips made by foreigners (non-residents) includes those leaving Poland by internal and external border of EU in Poland. Persons who have been living in Poland for over one year are not covered by the survey with the exception of those traveling for educational and health purposes. Data on expenses incurred by foreigners (non-residents) in Poland include goods purchased in Poland for resale in the country of foreigner. The survey of border traffic (in both directions - from Poland and to Poland) covers persons and vehicles crossing the Polish border with the European Union at selected border crossings.
3. Survey on the participation of Poles (residents) in trips is conducted in households on a quarterly basis (in the month following the quarter). Due to the state of the pandemic, the survey in households has been conducted using the telephone method since the second quarter of 2020. The survey does not cover persons staying abroad for more than one year with the exception of those traveling for educational and health purposes. The presented data on expenses incurred abroad by residents include expenses financed only from own funds (expenses financed by workplace and other individuals and institutions are not included) and also goods purchased abroad for resale in Poland.
4. Data on border traffic at the external border of the EU in Poland come from the Border Guard Main Headquarters and concern the number of crossings of the border a person crossing the border several times is counted as many times as he/she crosses this border. Data cover all border crossings (road, rail and river).
5. The agreement between the Government of the Republic of Poland and the Cabinet of Ministers of Ukraine on the principles of local border traffic entered into force on 1 July 2009.
6. The agreement between the Government of the Republic of Poland and the Russian Federation on the principles of local border traffic entered into force on 27 July 2012, however, from 4 July 2016 it remains suspended.
7. In connection with the spread of the infectious disease caused by SARS-CoV-2 virus and the announcement of the state of pandemic threat, on the basis of the Regulation of the Ministry of the Interior and Administration of 13 March 2020 (Journal of Laws of 2020, item 435), border traffic at specific border crossings has been temporarily suspended or restricted since 15 March 2020.
8. Due to rounding the sums of the figures may differ from the figure "total" in some cases. Relative numbers (indicators, percentages) were calculated on the basis of absolute data expressed with more accuracy than it was given in the report. These numbers are correct in terms of content.
9. The data presented are preliminary.

When quoting Statistics Poland data, please provide information: "Source of data: Statistics Poland", and when publishing calculations made on data published by Statistics Poland, please provide information: "Own study based on Statistics Poland data".

Prepared by:
Statistical Office in Rzeszów
Director Marek Cierpiat-Wolan
Office: tel. (+48 17) 853 52 10

Issued by:
**The Spokesperson for the President
of the Statistic Poland**
Karolina Banaszek
Mobile: (+48) 695 255 011

Press Office

Office: tel. (+48 22) 608 34 91, 608 38 04

e-mail: obslugaprasowa@stat.gov.pl



www.stat.gov.pl/en/



[@StatPoland](https://twitter.com/StatPoland)



[@GlownyUrzadStatystyczny](https://www.facebook.com/GlownyUrzadStatystyczny)

Related information

[Border traffic and expenses made by foreigners in Poland and Poles abroad](#)

[Tourism](#)

Terms used in official statistics

[Foreigners](#)

[Non-residents](#)

[Residents](#)

[Local border traffic](#)