

Border traffic and expenses made by foreigners in Poland and Poles abroad in the 4th quarter of 2017

26.03.2018

↑ 104,0

Dynamics rate of number of crossings of the Polish border in 2017 in relation to 2016

In 2017 the estimated number of crossings of the Polish border amounted to 287.1 million persons. It was by 4.0% more than in 2016, of which 171.6 million related to foreigners (by 3.8% more than in the last year) and 115.6 million Poles (by 4.3% more than last year).

In 2017 the estimated number of crossings of the Polish border was higher than in a previous year:

- foreigners by 3.8%,
- Poles by 4.3%

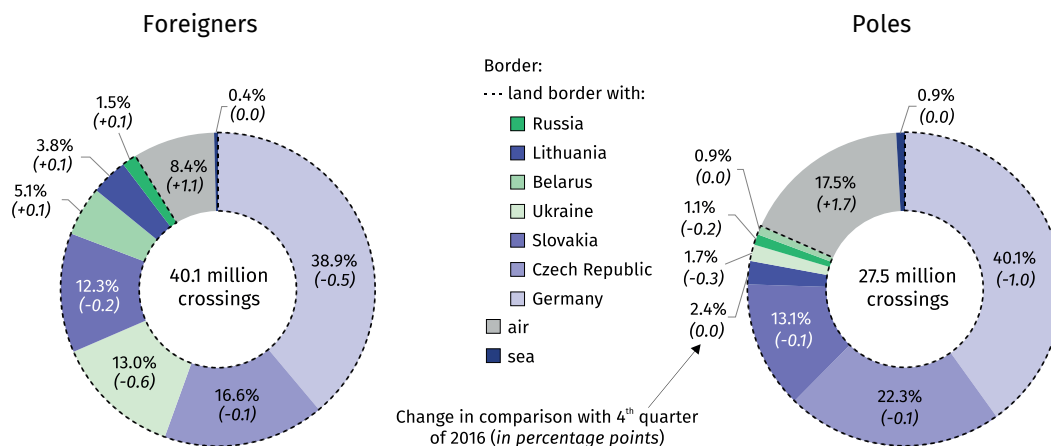
Border traffic

In the 4th quarter of 2017 estimated number of crossings of the Polish border amounted to 67.6 million, of which 40.1 million (59.3%) were made by foreigners (nonresidents) and 27.5 million (40.7%) by Poles (residents) and in relation to the corresponding period of 2016 it was higher by 3.0% and 3.9%, respectively. In relation to the previous quarter, the number of crossings of both foreigners and Poles was lower by 16.3% and 20.6% respectively. In the 4th quarter of 2017 approximately 74.2% of all crossings related to the land border of Poland with the European Union countries, 13.1% to the external land border of the EU, 12.1% to airports and 0.6% to the sea border.

In the 4th quarter of 2017 the estimated number of crossings of the Polish border was higher than in a previous year:

- foreigners by 3.0%,
- Poles by 3.9%

Chart 1. Structure of border traffic of persons (from and to Poland) in the 4th quarter of 2017



The highest number of persons crossed the Polish land border on the section with Germany (45.1% of all crossings of the Polish land border in the 4th quarter of 2017), followed by the border with Czech Republic (21.7%), Slovakia (14.5%), Ukraine (9.6%), Belarus (3.9%), Lithuania (3.7%) and Russia (1.6%).

Citizens of a neighboring country predominated among the foreigners crossing individual sections of the Polish land border, for example, on the border with Ukraine – Ukrainian citizens (97.1%), on the border with Russia – Russian citizens (91.6%), and on the border with Belarus – Belarusian citizens (90.7%).

Expenses of foreigners in Poland and Poles abroad

The estimated value of goods and services purchased in Poland by foreigners (non-residents) in 2017 amounted to 41.5 billion zł, and the expenses incurred abroad by Poles (residents) to 20.1 billion zł. It was respectively 6.2% and 6.1% more than in the previous year.

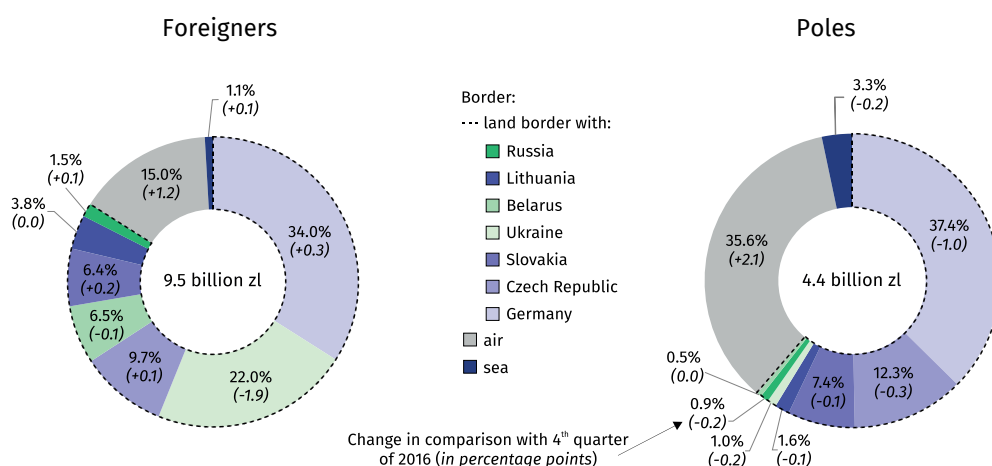
In the 4th quarter of 2017 the expenses of foreigners in Poland amounted to about 9.5 billion zł, while Poles - about 4.4 billion zł and in relation to the analogous period of 2016 were higher by 4.2% and by 7.6% respectively. In relation to the previous quarter, expenses of both foreigners and Poles were lower by 18.6% and 36.2% respectively. In the structure of expenses incurred in Poland by foreigners who in the 4th quarter of 2017 crossed the land border, the largest share had expenses of persons crossing the border with Germany (40.5%), then with Ukraine (26.3%), the Czech Republic (11.5%), Slovakia (7.6%), Belarus (7.7%), Lithuania (4.5%) and Russia (1.7%).

In the case of residents of Poland crossing the land border of the country, the highest expenses were incurred by persons crossing the border with Germany (61.2% of the total expenses of Poles crossing the Polish land border in the 4th quarter of 2017), then with the Czech Republic (20.1%), Slovakia (12.1%), Lithuania (2.7%), Russia and Ukraine (1.6% each) and Belarus (0.9%).

In the fourth quarter of 2017, the estimated value of purchased goods and services was higher than a year before:

- foreigners in Poland by 4.2%,
- Poles abroad by 7.6%

Chart 2. Structure of expenses made by foreigners in Poland and Poles abroad in the 4th quarter of 2017



Differences in expenses, also in terms of the structure of products, were observed on individual sections of the border, both among foreigners as well as Poles. It is associated with the way of travelling, destination, length of stay and profitability of shopping abroad, among other things.

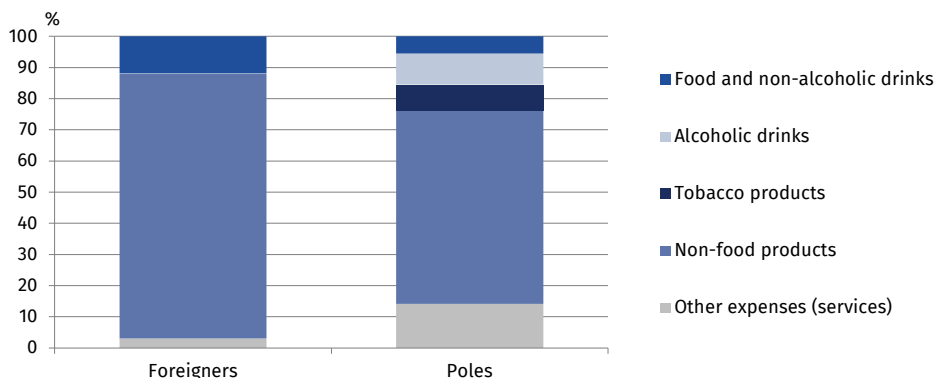
Table 1. Border traffic and expenses of foreigners in Poland and Poles abroad in the 4th quarter of 2017

Border	Border traffic ^a				Expenses				Average expenses ^b			
	foreigners		Poles		foreigners		Poles		foreigners		Poles	
	million persons	4 th gr. 2016 =100	million persons	4 th gr. 2016 =100	million zł	4 th gr. 2016 =100	million zł	4 th gr. 2016 =100	zł	4 th gr. 2016 =100	zł	4 th gr. 2016 =100
TOTAL	40.1	103.0	27.5	103.9	9 537.5	104.2	4 361.4	107.6	484	100.8	324	103.5
land	36.6	101.8	22.5	101.7	7 994.8	102.6	2 664.7	104.2	443	100.3	241	102.2
EU's external	7.8	101.2	1.0	92.2	2 860.9	98.1	106.0	91.9	719	95.8	212	99.6
with: Russia ^c	0.6	112.9	0.3	87.1	139.1	113.0	41.4	88.1	466	99.4	267	101.4
Belarus	2.0	105.3	0.2	107.6	619.4	103.2	23.1	107.0	637	97.7	198	98.3
Ukraine	5.2	98.5	0.5	89.2	2 102.3	95.9	41.5	88.8	777	95.6	182	99.8
EU's internal	28.7	102.0	21.5	102.2	5 133.9	105.3	2 558.7	104.8	365	103.0	243	102.2
with: Lithuania	1.5	105.0	0.7	102.5	361.6	103.0	71.3	101.9	503	99.0	200	100.3
Slovakia	4.9	101.7	3.6	103.0	608.9	106.6	322.9	105.9	248	104.4	186	102.3
Czech Republic	6.7	102.5	6.1	103.3	922.2	105.5	534.4	104.7	283	103.4	174	102.5
Germany	15.6	101.6	11.0	101.3	3 241.3	105.2	1 630.1	104.8	424	103.0	304	102.2
sea	0.2	112.4	0.3	106.7	107.9	112.7	144.0	103.0	1 544	99.2	1 048	95.5
air	3.3	117.3	4.8	115.2	1 434.8	113.2	1 552.7	114.4	906	97.6	684	100.2

^a From and to Poland. ^b Per one person during a single trip. ^c MRG agreement with the Russian Federation suspended from 4 July 2016 Polish and Russian side.

Foreigners crossing the external land border of the EU on the territory of Poland in the 4th quarter of 2017 incurred approximately 85% of their expenses for the purchase of non-food products, approximately 12% on food and non-alcoholic drinks and around 3% on other expenses (services). With regard to non-food products, foreigners showed the greatest interest in materials for construction, renovation and maintenance of the apartment or house (approximately 24% of expenses on non-food products), home electronics and appliances (approximately 20%) and parts and accessories for means of transport (approximately 13%).

Chart 3. Structure of expenses made by foreigners in Poland and Poles abroad crossing the external border of the European Union on the territory of Poland in the 4th quarter of 2017



Residents of Poland crossing the external land border of the EU in Poland in the 4th quarter of 2017 spent the majority of their expenses (approximately 62%) on the purchase of non-food products, mainly for the purchase of fuel. Other expenses (services) constituted a significant share in the structure of expenses made by Poles crossing the external border – approximately 14%, while food and soft drinks – approximately 5%.

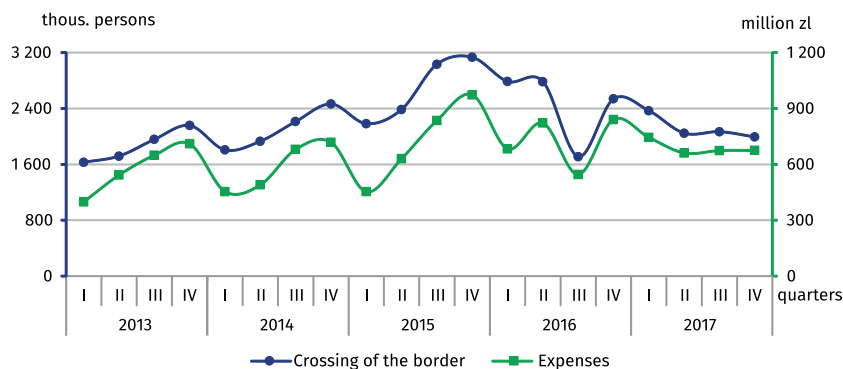
Foreigners crossing the internal border of the EU in the 4th quarter of 2017 incurred the largest expenses on non-food products - approximately 57%, followed by on other expenses (services) 13% and also approximately 13% of their expenses on food and non-alcoholic drinks. Among residents of Poland crossing this border, a significant share in the structure of expenses incurred abroad was constituted by other expenses (services) – approximately 44% and non-food products – 37%, whereas on food and non-alcoholic drinks approximately 14% of their expenses.

Local border traffic

In 2017 on the Polish-Ukrainian border as part of local border traffic (MRG) 8.5 million of clearances of foreigners were recorded, i.e. by 13.7% less than in 2016. In the 4th quarter of 2017, 2.0 million of clearances were recorded (from Poland and Poland), which accounted for 38.3% of crossings of this section of the border by foreigners. Compared to the same period of 2016, the number of border crossing within the MRG was 21.5% lower.

In 2017 as part of local border traffic 8.5 million clearances of foreigners were reported - 40.9% of all border crossings with Ukraine

Chart 4. Local border traffic of foreigners on the Polish-Ukrainian border



In the 4th quarter of 2017 local border traffic accounted for 38.3% of all crossings of the Polish-Ukrainian border

Estimated value of expenses incurred in Poland by foreigners crossing the Polish-Ukrainian border as a part of MRG in 2017 amounted to 2.7 billion zł, i.e. by 5.4% less than in 2016. Estimated value of expenses as a part of MRG in the 4th quarter of 2017 amounted to 675.0 million zł, which accounted for 32.1% of the total expenses of foreigners crossing the Polish-

-Ukrainian border. These expenses were by 19.7% lower than in the corresponding period of the previous year.

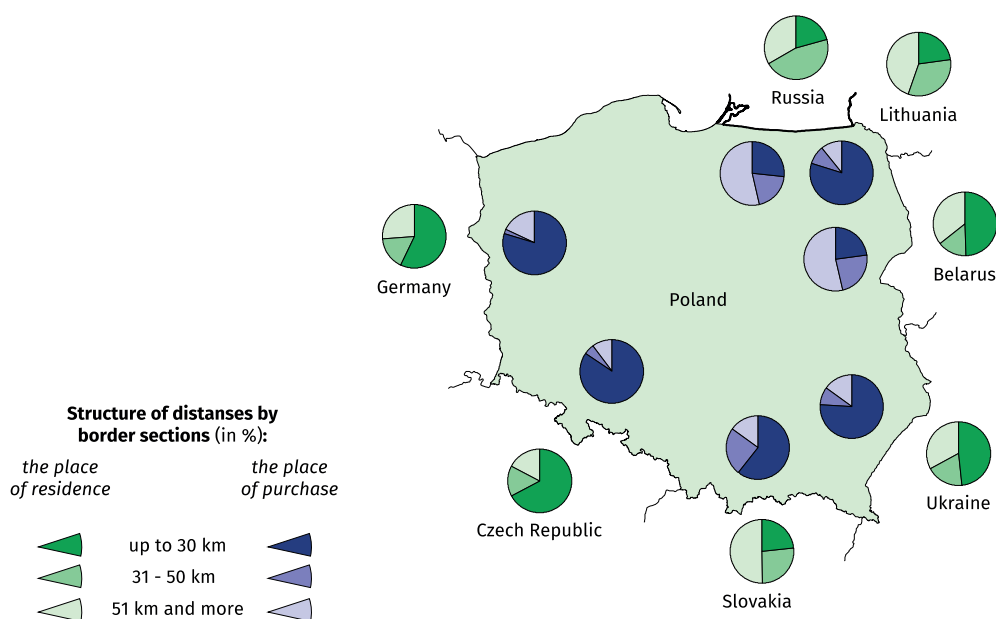
Average expenses incurred in Poland by a foreigner crossing the Polish-Ukrainian border as a part of MRG in the 4th quarter of 2017 amounted to 676 zł (in the previous quarter - 659 zł), while a year before - 661 zł.

Delimitation of the border area

Surveys conducted in the 4th quarter of 2017 show that both foreigners and Poles crossing the Polish land border were mostly residents of the villages located at a distance of 50 km from the border – 69.6% of foreigners and 70.6% of Poles, with 50.7% of foreigners and 57.0% of Poles living in the area up to 30 km from the border.

In the 4th quarter of 2017 both foreigners and Poles crossing the land border of Poland were most often inhabitants of towns located within 50 km from the border

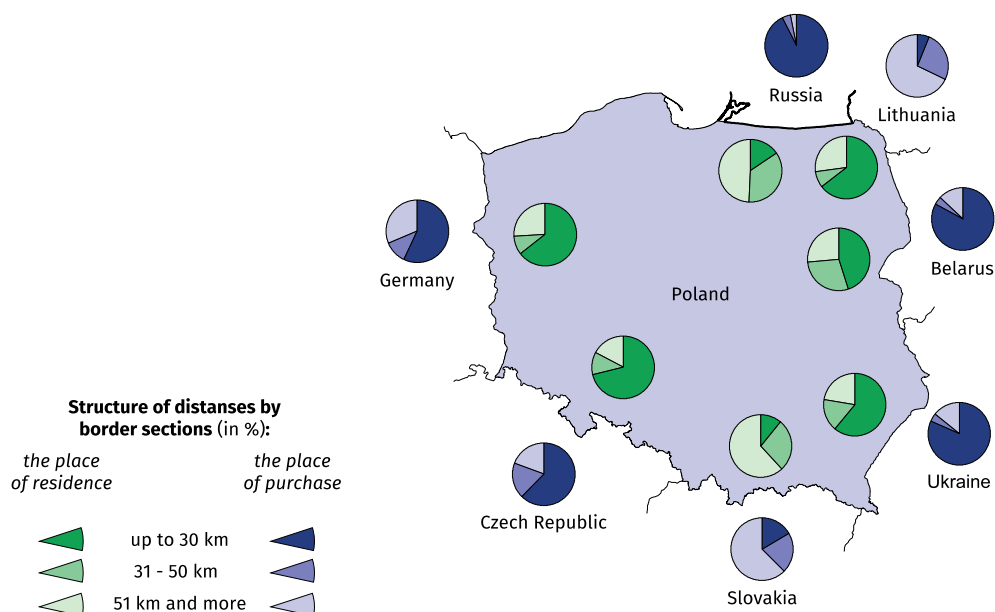
Map 1. Range of impact of the border on the basis of the distance from the border to the place of residence and the place of purchase of Poles and foreigners in the 4th quarter of 2017



As to the external border of the European Union on Polish territory – 66.5% of foreigners and 68.4% of Poles crossing the Polish land border lived in the strip of up to 50 km from the border, and in the case of the internal border of the European Union – 70.5% and 70.7% respectively.

In the 4th quarter of 2017 the majority of both foreigners and Poles crossing the Polish land border made purchases within 50 km from the border

Map 2. Range of impact of the border on the basis of the distance from the border to the place of residence and place of purchase of Poles in the 4th quarter of 2017



The largest number of surveyed foreigners preferred to make a purchase at the distance of up to 50 km from the border. In the case of the external border of the European Union on Polish territory it was 72.5% of those crossing the border, and in the case of the internal border of the EU – 84.8%. The share of Poles making a purchase at the distance of up to 50 km from the external border of the EU amounted to 89.6% of those crossing the border and in the case of the internal border of the EU – 65.2%.

Methodological notes

1. This report was developed on the basis of the survey results of "Trips made by non-residents to Poland. The movement of vehicles and persons at the Polish border with the countries of the European Union" and "Participation of residents of Poland in trips" included in the program of statistical surveys of official statistics. The survey methodology has been prepared by the Statistics Poland, Statistical Office in Rzeszów in cooperation with the National Bank of Poland and the Ministry of Sport and Tourism. Since 2014 the surveys conducted jointly by these institutions are the result of the integration of several surveys (including „The survey of goods and services turnover at the external land border of European Union on the territory of Poland”).
2. The survey on trips made by foreigners (non-residents) to Poland and the movement of vehicles and persons at the Polish border with the countries of the European Union is conducted in an environment of selected border crossings with passenger traffic movement (including airports and seaports). It is conducted each quarter on randomly selected days. The survey of trips made by foreigners (non-residents) includes those leaving Poland by internal and external border of UE on the territory of Poland. Persons who have been living in Poland for over one year are not covered by the survey (with the exception of those traveling for educational and health purposes). Data on expenses incurred by foreigners (non-residents) in Poland include goods purchased in Poland for resale in the country of foreigner. The survey of border traffic covers persons and vehicles crossing the Polish border with the European Union at selected border crossings.
3. Survey on the participation of Poles (residents) in trips is conducted in households on a quarterly basis (in the month following the quarter) by a direct interview. The survey does not cover persons staying abroad for more than one year (with the exception of those traveling for educational and health purposes). The presented data on expenses incurred abroad by residents include expenses financed only from own funds (expenses financed by workplace and other individuals and institutions are not included) and also goods purchased abroad for resale in Poland.
4. Data on border traffic at the external border of the EU on the territory of Poland come from the Border Guard Main Headquarters and concern the number of crossings of the border – a person crossing the border several times is counted as many times as he/she crosses this border. Data cover all border crossings (road, rail and river).
5. The Agreement on small border traffic with Russia since 4 July 2016 has remained suspended.
6. Due to rounding the sums of the figures may differ from the figure "total" in some cases. Relative numbers (indicators, percentages) were calculated on the basis of absolute data expressed with more accuracy than it was given in the report. These numbers are correct in terms of content.
7. The data presented are preliminary. The publication "Border traffic and expenses of foreigners in Poland and Poles abroad in 2017" with annual results will be released in October 2018.

Prepared by:
Statistical Office in Rzeszów
The Centre of Transborder Areas Surveys
and Statistics for Euroregions
Wiesława Magryś
Tel: +48 17 853 52 10
e-mail: w.magrys@stat.gov.pl

Issued by:
The Spokesperson for the President
of the Statistic Poland
Karolina Dawidziuk
T Tel: +48 22 608 3475, +48 22 608 3009
e-mail: rzecznik@stat.gov.pl

Press Office

tel.: +48 22 608 34 91, +48 22 608 38 04

fax: +48 22 608 38 86

e-mail: obslugaprasowa@stat.gov.pl



www.stat.gov.pl/en/



@StatPoland



@GlownyUrzadStatystyczny

Related information

[Border traffic and expenses made by foreigners in Poland and Poles abroad](#)

Terms used in official statistics

[Cross-border movement](#)

[Foreigners](#)

[Non-residents](#)

[Residents](#)

[Local border traffic](#)

[Border crossing point](#)