

# Border traffic and expenses made by foreigners in Poland and Poles abroad in the 1<sup>st</sup> quarter of 2018

25.06.2018 r.

**↑ 2.9%**

The increase in the number of crossings of the Polish border in the 1<sup>st</sup> quarter of 2018 compared to the 1<sup>st</sup> quarter of 2017

In the 1<sup>st</sup> quarter of 2018 the estimated number of crossings of the Polish border amounted to 63.5 million persons, of which 38.3 million were made by foreigners (60.4% in total) and 25.2 million by Poles (39.6%).

In the 1<sup>st</sup> quarter of 2018 border traffic (from and to Poland) was higher than in the 1<sup>st</sup> quarter of 2017 by 2.9%.

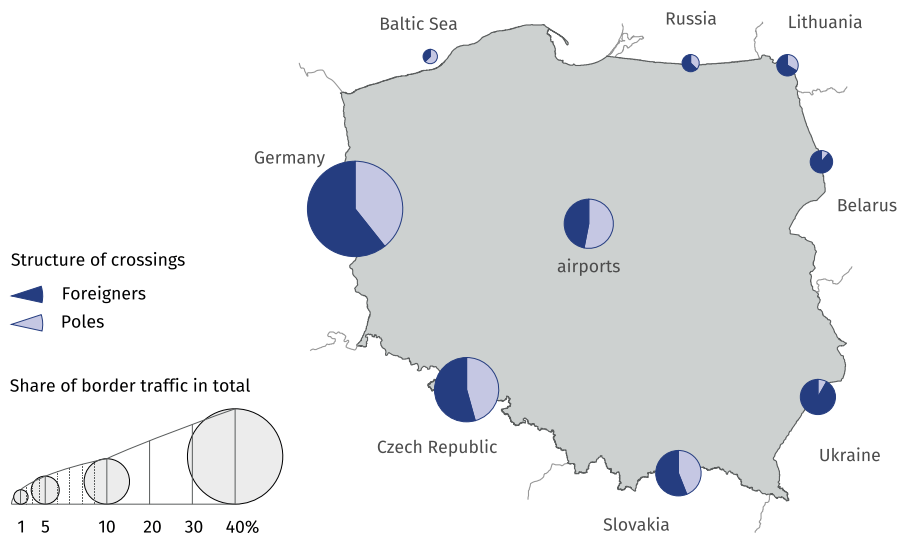
In the 1<sup>st</sup> quarter of 2018 the estimated number of crossings of the Polish border was higher than in a previous year:

- foreigners by 2.0%
- Poles by 4.3%

In relation to the previous quarter, the number of crossings of both foreigners and Poles was higher by 2.0% and 4.3% respectively.

In the 1<sup>st</sup> quarter of 2018 approximately 75.2% of all crossings related to the land border of Poland with the European Union countries, 12.2% to airports, 12.0% to the external land border of the European Union (EU) and 0.6% to the sea border.

**Map 1. Border traffic of people (from and to Poland) by sections of the border in the 1<sup>st</sup> quarter of 2018**



The highest number of persons crossed the Polish land border on the section with Germany (45.9% of all crossings of the Polish land border in the 1<sup>st</sup> quarter of 2018), followed by the border with Czech Republic (25.3%), Slovakia (11.9%), Ukraine (8.5%), Belarus (3.6%), Lithuania (3.1%) and Russia (1.6%).

Citizens of a neighboring country predominated among the foreigners crossing individual sections of the Polish land border, for example, on the border with Ukraine – Ukrainian citizens (96.5%), on the border with Russia – Russian citizens (92.0%), and on the border with Belarus – Belarusian citizens (89.5%).

## Expenses of foreigners in Poland and Poles abroad

The estimated value of goods and services purchased in Poland by foreigners (non-residents) in 1<sup>st</sup> quarter 2018 amounted to 9.5 billion zł, and the expenses incurred abroad by Poles (residents) to – 4.3 billion zł. Compared to the corresponding period of 2016, the expenses made by foreigners and Poles were higher by 1.8% and 5.8% respectively. In relation to the previous quarter, expenses of both foreigners and Poles were lower by 0.2% and 2.1% respectively.

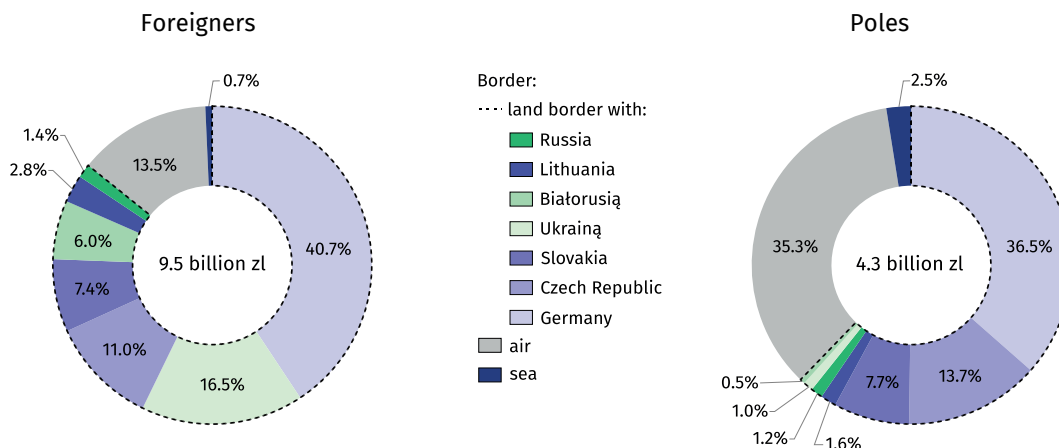
In the 1<sup>st</sup> quarter of 2018, the estimated value of purchased goods and services was higher than a year before:

- foreigners in Poland by 1.8%
- Poles abroad by 5.8%

In the structure of expenses incurred in Poland by foreigners, who in the 1<sup>st</sup> quarter of 2018 crossed the land border, the largest share had expenses of persons crossing the border with Germany (47.4%), then with Ukraine (19.3%), the Czech Republic (12.8%), Slovakia (8.7%), Belarus (6.9%), Lithuania (3.3%) and Russia (1.6%).

In the case of residents of Poland crossing the land border of the country, the highest expenses were incurred by persons crossing the border with Germany (58.8% of the total expenses of Poles crossing the Polish land border in the 1<sup>st</sup> quarter of 2018), then with the Czech Republic (22.0%), Slovakia (12.4%), Lithuania (2.6%), Russia (1.9%), Ukraine (1.6%), and Belarus (0.8%).

**Chart 1. Structure of expenses made by foreigners in Poland and Poles abroad in the 1<sup>st</sup> quarter of 2018**



Differences in expenses, also in terms of the structure of products, were observed on individual sections of the border, both among foreigners as well as Poles. It is associated with the way of travelling, destination, length of stay and profitability of shopping abroad, among other things.

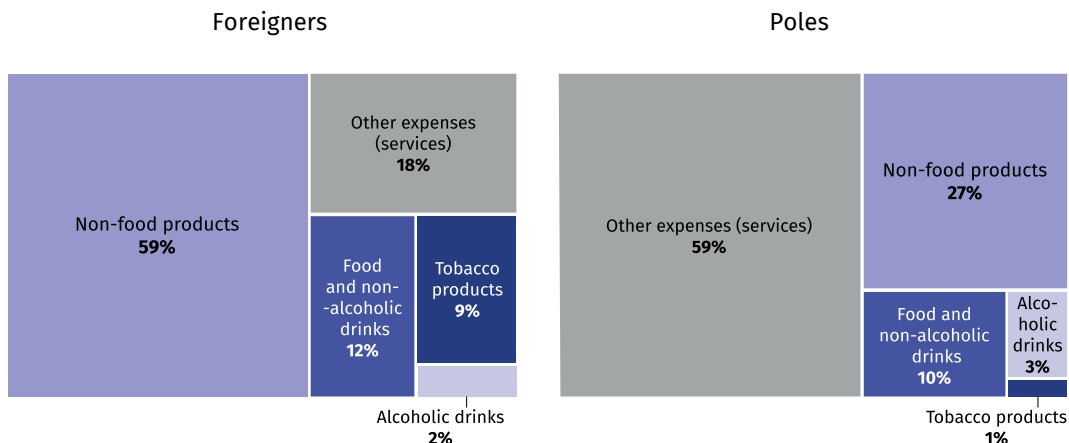
**Table 1. Border traffic and expenses of foreigners in Poland and Poles abroad in the 1<sup>st</sup> quarter of 2018**

Border	Border traffic <sup>a</sup>				Expenses				Average expenses <sup>b</sup>			
	foreigners		Poles		foreigners		Poles		foreigners		Poles	
	million persons	1 <sup>st</sup> qr. 2017 =100	million persons	1 <sup>st</sup> qr. 2017 =100	million zł	1 <sup>st</sup> qr. 2017 =100	million zł	1 <sup>st</sup> qr. 2017 =100	zł	1 <sup>st</sup> qr. 2017 =100	zł	1 <sup>st</sup> qr. 2017 =100
<b>TOTAL</b>	<b>38.3</b>	<b>102.0</b>	<b>25.2</b>	<b>104.3</b>	<b>9 521.3</b>	<b>101.8</b>	<b>4 269.3</b>	<b>105.8</b>	<b>501</b>	<b>99.6</b>	<b>342</b>	<b>101.4</b>
land	34.6	100.2	20.8	102.3	8 165.6	100.0	2 654.2	103.7	475	99.3	254	101.0
EU's external	6.7	92.4	0.9	89.9	2 269.9	95.4	113.0	92.1	709	102.3	239	101.8
with: Russia	0.5	97.0	0.3	85.8	128.2	103.0	49.4	90.6	474	104.7	307	105.5
Belarus	1.8	100.8	0.2	101.0	566.8	101.9	20.7	101.2	661	99.4	185	98.7
Ukraine	4.3	88.9	0.4	87.7	1 574.9	92.7	42.8	89.9	759	103.8	215	101.7
EU's internal	27.9	102.3	19.9	103.0	5 895.7	101.8	2 541.2	104.2	421	99.3	254	101.0
with: Lithuania	1.2	101.9	0.6	103.1	267.3	104.6	68.5	97.5	468	100.4	228	97.5
Slovakia	3.7	104.7	2.9	101.6	708.7	101.8	328.7	103.5	384	98.4	227	101.5
Czech Republic	7.6	101.9	6.4	102.1	1 045.9	101.4	584.0	102.2	274	99.6	181	100.1
Germany	15.4	101.9	10.0	104.0	3 873.9	101.8	1 560.1	105.5	499	99.3	312	100.9
sea	0.1	106.4	0.2	104.0	67.5	102.6	107.9	108.0	993	106.1	1 036	97.3
air	3.6	122.3	4.1	115.4	1 288.2	115.5	1 507.1	109.7	739	94.6	780	95.5

<sup>a</sup> From and to Poland. <sup>b</sup> Per one person during a single trip.

Foreigners crossing the external land border of the EU on the territory of Poland in the 1<sup>st</sup> quarter of 2018 incurred approximately 82.7% of their expenses for the purchase of non-food products, approximately 13.7% on food and non-alcoholic drinks and 3.5% on other expenses (services). With regard to non-food products, foreigners showed the greatest interest in materials for construction, renovation and maintenance of the apartment or house (24.0% of expenses on non-food products), home electronics and appliances (22.3%) and parts and accessories for means of transport (14.0%).

**Chart 2. Structure of expenses of foreigners in Poland and Poles abroad by assortment groups in the 1<sup>st</sup> quarter of 2018**



Residents of Poland crossing the external land border of the EU in Poland in the 1<sup>st</sup> quarter of 2018 spent the majority of their expenses (approximately 67.8%) on the purchase of non-food products, mainly for the purchase of fuel. Other expenses (services) constituted a significant share in the structure of expenses made by Poles crossing the external border – approximately – 9.0%, while food and soft drinks – 6.6%.

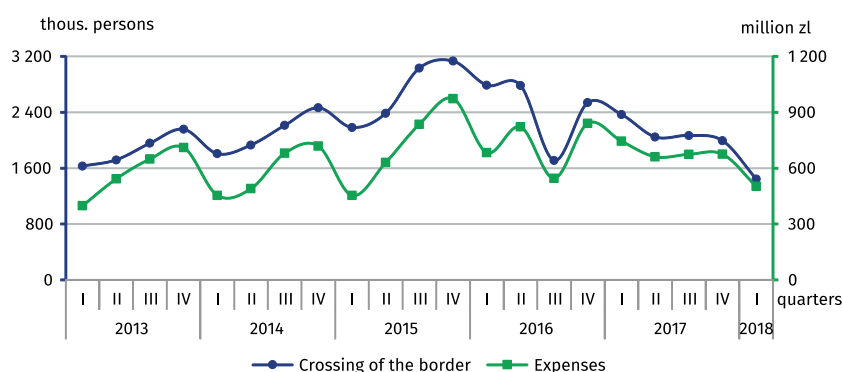
Foreigners crossing the internal border of the EU in the 1<sup>st</sup> quarter of 2018 incurred the largest expenses on non-food products – 57.8%, followed by on other expenses (services) 13.8% and also 11.8% of their expenses on food and non-alcoholic drinks. Among residents of Poland crossing this border, a significant share in the structure of expenses incurred abroad was constituted by other expenses (services) – 47.4% and non-food products – 35.0%, whereas on food and non-alcoholic drinks 13.0% of their expenses.

### Local border traffic

As part of local border traffic (MRG) 1.4 million clearances (from Poland to Poland) were recorded on the Polish-Ukrainian border in the 1<sup>st</sup> quarter of 2018, which accounted for 33.3% of crossings of this section of the border made by foreigners. Compared to both corresponding period of the previous year and the 4<sup>th</sup> quarter of 2017, the number of crossings of the border as a part of MRG was respectively 39.0% and 27.5% higher<sup>1</sup>.

In the 1<sup>st</sup> quarter of 2018 local border traffic accounted for 33.3% of all crossings of the Polish-Ukrainian border

**Chart 3. Local border traffic of foreigners on the Polish-Ukrainian border**



Estimated value of expenses incurred in Poland by foreigners crossing the Polish-Ukrainian border as a part of MRG in 1<sup>st</sup> quarter of amounted to 502.1 million zł, which accounted for 31.9% of the total expenses of foreigners crossing the Polish-Ukrainian border. Compared to both corresponding period of the previous year and the 4<sup>th</sup> quarter of 2017 these expenses were lower by 30.7% and 25.6% respectively.

Average expenses incurred in Poland by a foreigner crossing the Polish-Ukrainian border as a part of MRG in the 1<sup>st</sup> quarter of 2018 amounted to 695 zł, (in the previous quarter – 676 zł), while a year before – 633 zł.

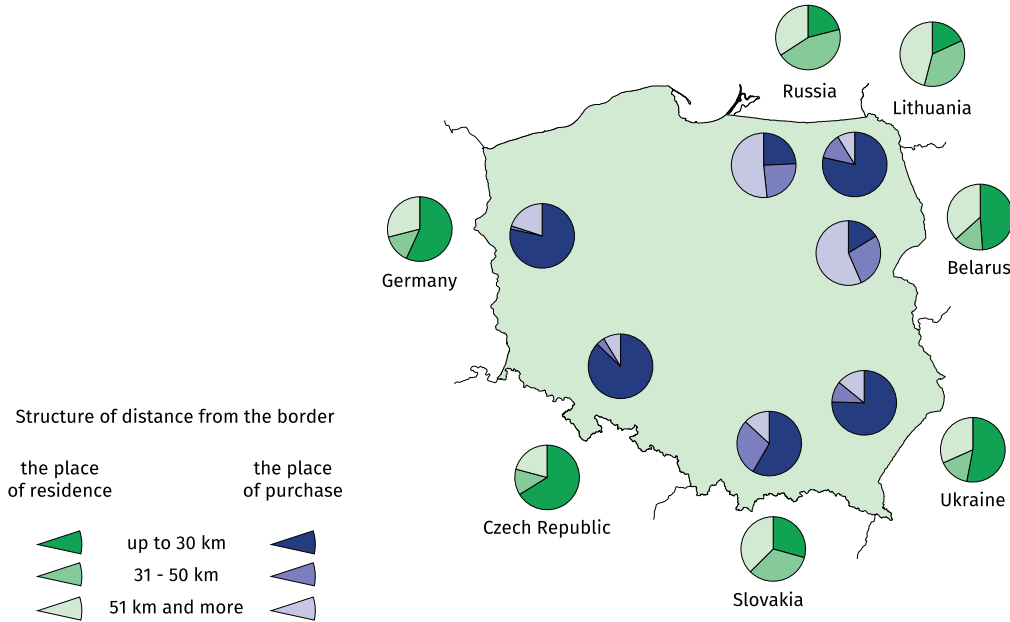
<sup>1</sup> The obligation to hold a visa for citizens of Ukraine traveling to the EU was abolished on June 11, 2017.

### Delimitation of the border area

Surveys conducted in the 4<sup>th</sup> quarter of 2017 show that both foreigners and Poles crossing the Polish land border were mostly residents of the villages located at a distance of 50 km from the border – 70.6% of foreigners and 68.6% of Poles, with 53.3% of foreigners and 55.5% of Poles living in the area up to 30 km from the border.

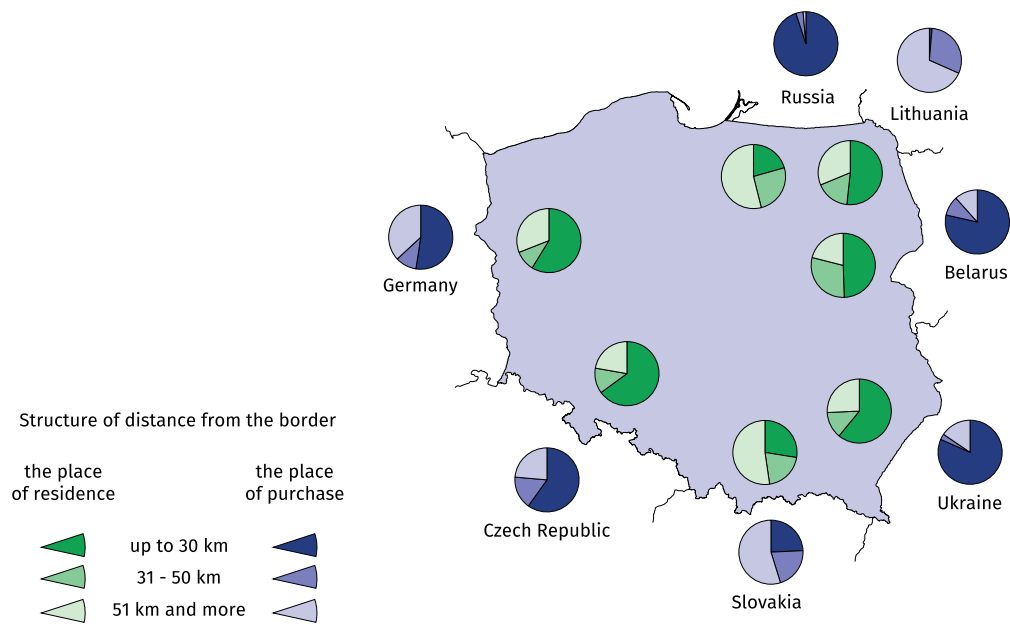
In the 1<sup>st</sup> quarter of 2018 both foreigners and Poles crossing the land border of Poland were most often inhabitants of towns located within 50 km from the border

**Map 2. Range of impact of the border on the basis of crossing the sections of the border by foreigners in the 1<sup>st</sup> quarter of 2018**



As to the external border of the European Union on Polish territory – 66.8% of foreigners and 65.8% of Poles crossing the Polish land border lived in the strip of up to 50 km from the border, and in the case of the internal border of the European Union – 71.4% and 68.7% respectively.

**Map 3. Range of impact of the border on the basis of crossing the sections of the border by Poles in the 1<sup>st</sup> quarter of 2018**



In the 1<sup>st</sup> quarter of 2018, the majority of both foreigners and Poles crossing Polish land border made purchases within 50 km from the border

The largest number of surveyed foreigners made a purchase at the distance of up to 50 km from the border. In the case of the external border of the European Union on Polish territory it was 70.9% of those crossing the border, and in the case of the internal border of the EU – 84.2%. The share of Poles making a purchase at the distance of up to 50 km from the external border of the EU amounted to 90.3% of those crossing the border and in the case of the internal border of the EU – 63.9%.

## Methodological notes

1. Presented information was developed on the basis of the survey results of "Trips made by non-residents to Poland. The movement of vehicles and persons at the Polish border with the countries of the European Union" and "Participation of residents of Poland in trips" included in the program of statistical surveys of official statistics. The survey methodology has been prepared by the Statistics Poland, Statistical Office in Rzeszów in cooperation with the National Bank of Poland and the Ministry of Sport and Tourism. Since 2014 the surveys conducted jointly by these institutions are the result of the integration of several surveys (including „The survey of goods and services turnover at the external land border of European Union on the territory of Poland”).
2. The survey on trips made by foreigners (non-residents) to Poland and the movement of vehicles and persons at the Polish border with the countries of the European Union is conducted in an environment of selected border crossings with passenger traffic movement (including airports and seaports). It is conducted each quarter on randomly selected days. The survey of trips made by foreigners (non-residents) includes those leaving Poland by internal and external border of UE on the territory of Poland. Persons who have been living in Poland for over one year are not covered by the survey (with the exception of those traveling for educational and health purposes). Data on expenses incurred by foreigners (non-residents) in Poland include goods purchased in Poland for re-sale in the country of foreigner. The survey of border traffic (in both directions - from Poland and Poland) covers persons and vehicles crossing the Polish border with the European Union at selected border crossings.
3. Survey on the participation of Poles (residents) in trips is conducted in households on a quarterly basis (in the month following the quarter) by a direct interview. The survey does not cover persons staying abroad for more than one year (with the exception of those traveling for educational and health purposes). The presented data on expenses incurred abroad by residents include expenses financed only from own funds (expenses financed by workplace and other individuals and institutions are not included) and also goods purchased abroad for resale in Poland.
4. Data on border traffic at the external border of the EU on the territory of Poland come from the Border Guard Main Headquarters and concern the number of crossings of the border – a person crossing the border several times is counted as many times as he/she crosses this border. Data cover all border crossings (road, rail and river).
5. The Agreement on small border traffic with Russia since 4 July 2016 has remained suspended.
6. Due to rounding the sums of the figures may differ from the figure "total" in some cases. Relative numbers (indicators, percentages) were calculated on the basis of absolute data expressed with more accuracy than it was given in the report. These numbers are correct in terms of content.
7. The data presented are preliminary.

Prepared by:  
**Statistical Office in Rzeszów**  
**The Centre of Transborder Areas Surveys**  
**and Statistics for Euroregions**  
**Wiesława Magryś**  
Tel: +48 17 853 52 10  
e-mail: [w.magrys@stat.gov.pl](mailto:w.magrys@stat.gov.pl)

Issued by:  
**The Spokesperson for the President**  
**of the Statistic Poland**  
**Karolina Dawidziuk**  
Tel: +48 22 608 3475, +48 22 608 3009  
e-mail: [rzecznik@stat.gov.pl](mailto:rzecznik@stat.gov.pl)

**Press Office**  
tel.: +48 22 608 34 91, +48 22 608 38 04  
fax: +48 22 608 38 86  
e-mail: [obslugaprasowa@stat.gov.pl](mailto:obslugaprasowa@stat.gov.pl)



[www.stat.gov.pl/en/](http://www.stat.gov.pl/en/)



[@GUS\\_STAT](https://twitter.com/GUS_STAT)



[@GlownyUrzadStatystyczny](https://www.facebook.com/GlownyUrzadStatystyczny)

#### **Related information**

[Border traffic and expenses made by foreigners in Poland and Poles abroad](#)

#### **Terms used in official statistics**

[Cross-border movement](#)

[Foreigners](#)

[Non-residents](#)

[Residents](#)

[Local border traffic](#)

[Border crossing point](#)