



CENTRAL STATISTICAL OFFICE  
Statistical Office in Rzeszow

Informational note no 2/2010

**Characteristics of the border  
areas located by the external  
border of the European Union in  
Poland**

**Entities of the National Economy  
I quarter of 2010**

The external border of the European Union in Poland amounts to 1 163 km, which constitutes 33% of the length of border of the Republic of Poland. The longest part is the border with Ukraine – 535 km (i.e. 46.0%), a little bit shorter with Belarus – 418 km (i.e. 35.9%) and the shortest one with Russia (Kaliningrad Oblast) – 210 km (i.e. 18.1%). In the border area by the external border of the European Union in Poland 214 gminas are located<sup>1</sup>. They cover the area of 35 000 km<sup>2</sup> (over 11% of the area of Polish territory), which is occupied by 1.9 million people (5% of the population of Poland).

In the end of 1st quarter of 2010 in the border area by the external border of the European Union in Poland in the REGON register (the National Official Business Register) 130.9 thousands entities were registered, which constitutes 3.5% of total number of entities registered in the country. Among the whole entities registered in the border area 27.0% fall for warmińsko-mazurskie



*Border area was delimited on the basis of the definition included in the Regulation (EC) No 1931/2006 of the European Parliament and of the Council of 20 December 2006 on the assumption that gmina is the smallest administrative unit. An area of gminas reaching not further than 30 kilometers from the border has been assumed as a 'border area'. If a part of such a unit of administrative division is situated in a distance between 30 and 50 kilometers from the border line, it has been included in the border area.*

*Data on entities registered in REGON register as at 31 March 2010. Those data do not include persons tending private farms in agriculture.*

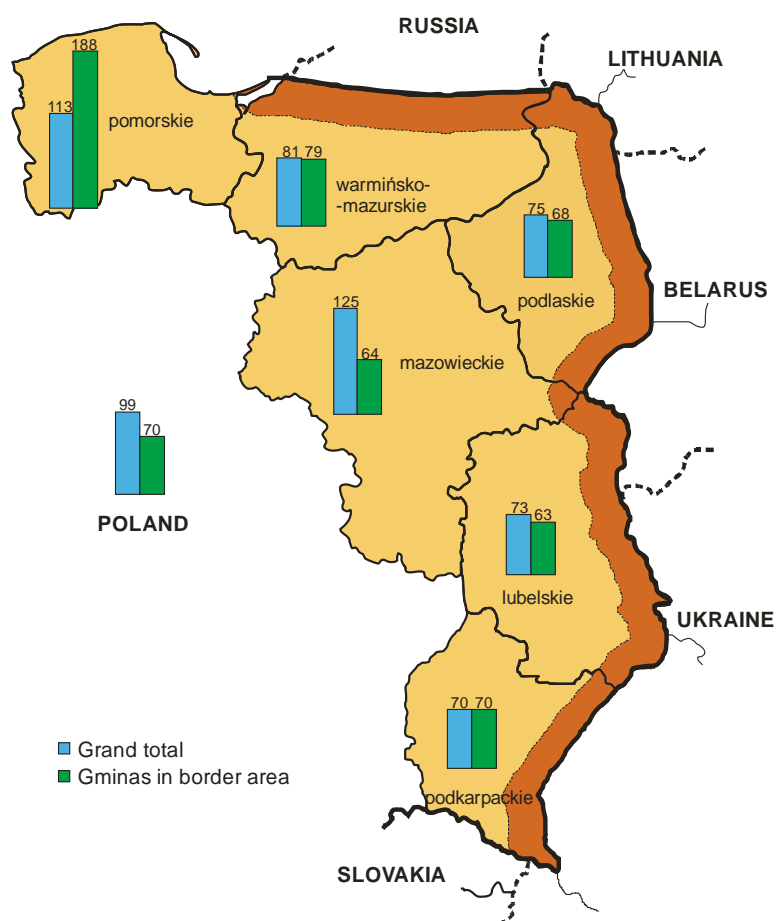
<sup>1</sup> Delimitation of the border area included the Regulation (EC) No1931/2006 of the European Parliament and of the Council of 20 December 2006, the Agreement between the Government of the Polish Republic and the Cabinet of Ministers of Ukraine on the principles of local border traffic, which came into force on 1 of July 2009 (Ratification of Law of 6 March 2009) and the Agreement between the Government of the Polish Republic and the Government of the Belarus Republic on the principles of local border traffic signed on 12 of February 2010 (Ratification of Law of 20 May 2010).

voivodship, 26.2% fall for lubelskie voivodship, 23.8% fall for podkarpackie voivodship, 20.9% fall for podlaskie voivodship, 1.4% fall for mazowieckie voivodship and 0.7% fall for pomorskie voivodship.

The number of entities per 1000 population in discussed voivodships amounted to 98.8 and was similar to the national average (99.0), however in border gminas was significantly lower and amounted to 70.0. Calculated per 1000 population a large number of entities of the national economy in the border land appeared in the pomorskie voivodship (187.7), and the smallest number in the lubelskie voivodship (62.8).

The number of entities of the national economy in the borderland area by the external border of the European Union compared to Poland and voivodships is presented on the map 1.

**Map 1. Number of entities of the national economy per 1000 population by voivodships**



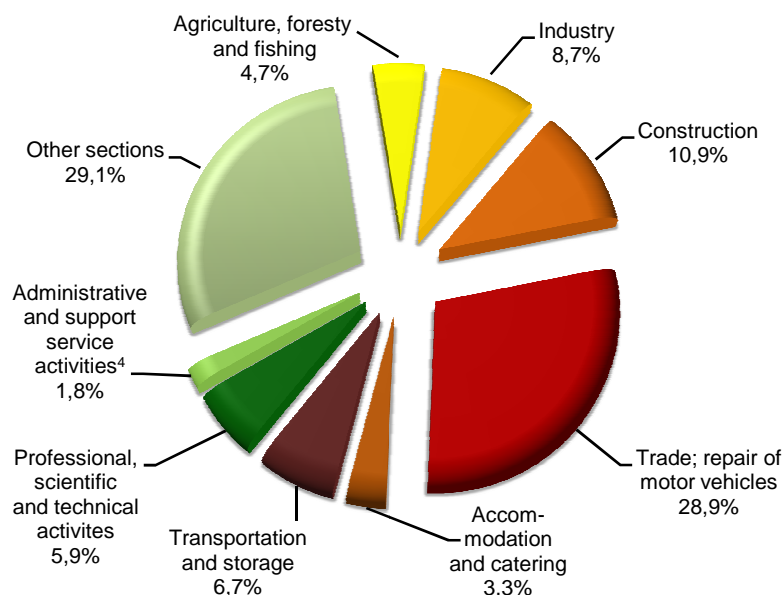
In the border area on the external European Union border within the territory of Poland 130.9 thousands entities were registered, which constitutes 3.5% of total number of entities registered in the country.

The number of entities per 1000 population in discussed voivodships amounted to 70.0 and was significantly lower than national average (99.0).

Analyzing the structure of entities by the type of economic activity in border gminas of discussed voivodships it can be observed that the highest share constituted entities of the national economy in the section trade; repair of motor vehicles (28.9%), construction (10.9%) and industry (8.7%). In border gminas in particular voivodships the biggest share was also recorded in entities of the national economy in the section trade; repair of motor vehicles<sup>2</sup>, excluding border gminas of pomorskie and warmińsko-mazurskie voivodships, where the highest percentage of entities of the national economy was in the section accommodation and catering<sup>3</sup> (39.6% and 24.5% respectively).

The structure of entities of the national economy in the border area by selected sections of the Polish Classification of Activities (PKD) is presented by the graph 1.

**Graph 1. The structure of entities of the national economy in the border area by selected sections of the Polish Classification of Activities (PKD)**



Complete name of sections by PKD 2007:

<sup>2</sup> Wholesale and retail trade; repair of motor vehicles and motorcycles.

<sup>3</sup> Accommodation and food service activities.

<sup>4</sup> Administrative and support service activities.

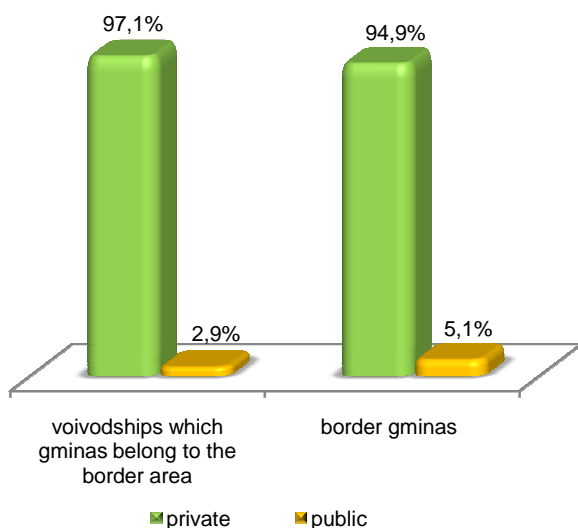
In the border area the highest share constituted entities of the national economy in the section trade; repair of motor vehicles (28.9%), construction (10.9%) and industry (8.7 %).

In border area gminas the share of private sector constituted 94.9% and was 2.2 percentage points lower than in the analyzed voivodships of the border area.

In the end of March 2010 in discussed voivodships the private sector included 1 374.3 thousands of entities i.e. 97.1% of total registered entities. In border gminas this indicator was a bit lower (2.2 percentage points lower) and amounted to 94.9%. Public sector in analyzed voivodships covered 40.8 thousands of entities (2.9%), and in border gminas 6.6 thousands (5.1%).

Entities of the national by ownership sectors are presented in the graph 2.

**Graph 2. Entities of the national by ownership sectors**



Taking into account the size of economic entities with regard to the employed persons, both in the country and in the discussed border area predominated entities with declared number of employed persons up to 9. In the end of March 2010 r. their participation in border gminas constituted the 94.6% of the whole of entities and was similar to the participation in discussed gminas (95.0%). Border gminas in pomorskie voivodship were characterized by the highest level of this indicator (97.5%), and lowest was registered in warmińsko-mazurskie voivodship (94.3%). Entities with the number of employed persons ranging between 10 and 49 in border

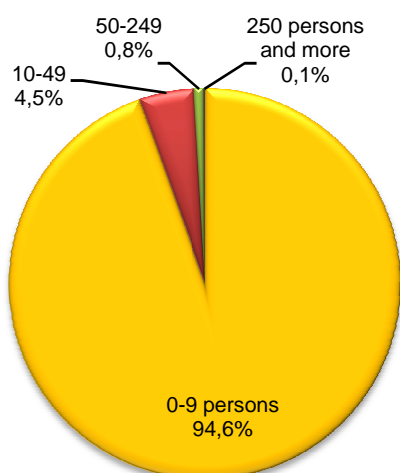
In border gminas the share of entities with declared number of employed persons up to 9 constituted the 94.6% of the whole of entities and was similar to the participation in discussed gminas (95.0%).

The highest share of entities with declared number of employed persons up to 9 was in pomorskie voivodship (97.5%), and lowest was registered in warmińsko-mazurskie voivodship (94.3%).

gminas constituted 4.5% of registered entities, and in analyzed voivodship 4.1%. In border gminas in pomorskie voivodship the lowest percentage of these entities appeared – 2.4% of entities, the highest was in border gminas of mazowieckie voivodship – 5.1%. The total number of entities registered in REGON register entities with declared number of 50 employed persons and more, both in discussed voivodships, as well as border gminas had a small share.

The structure of entities of the national economy by the declared number of employed persons in the border area is illustrated by the graph 3.

**Graph 3. The structure of entities of the national economy by the declared number of employed persons in the border area**



In the end of March 2010 5.5 thousands of commercial companies, i.e. 4.2% of the total number of entities, including the number of companies with foreign capital participation (846) were registered in the border area. In the structure of commercial companies by legal forms companies with limited liability predominated – 84.7% of commercial companies in discussed voivodships, and in border gminas – 77.5%. Unlimited partnerships constituted 9.4% of commercial companies in discussed voivodships, and 18.7% in border gminas, joint stock (3.3% and 2.1% respectively), limited partnerships (1.8% and 0.9%),

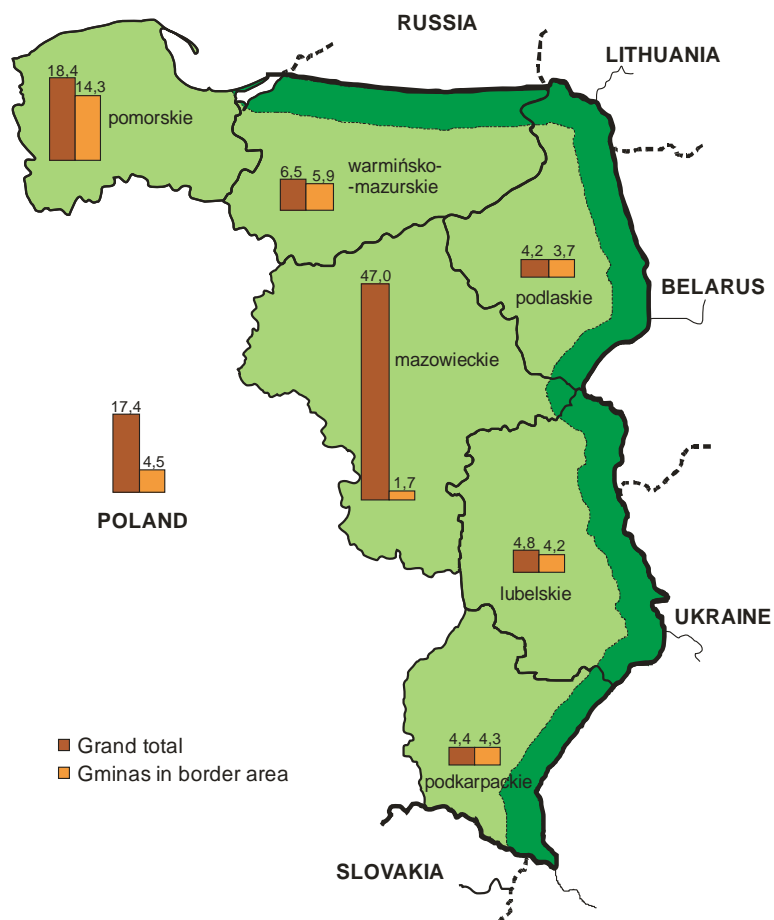
In border gminas 5.5 thousands of commercial companies were registered, i.e. 4.2% of the total number of entities, including the number of companies with foreign capital participation (846).

In border gminas the number of commercial companies with foreign capital participation per 10 thousand population amounted to 4.5 and was significantly lower than the national average (17.4).

professional partnerships (0.4% and 0.7%). In discussed voivodships also 373 joint stock-limited partnerships were localized, i.e. 0.3 % of commercial companies, from which only one was found in the border area.

The number of commercial companies with the participation of the foreign capital per 10 thousands persons in discussed voivodships amounted to 22.3, and after excluding mazowieckie – 8.2. Analogical indicator for the country amounted to 17.4, however in border gminas was significantly lower – 4.5. Calculated per 10 thousands population the highest number of commercial companies with the participation of foreign capital in the border area appeared in pomorskie voivodship (14.3), and the lowest in mazowieckie voivodship (1.7).

**Map 2. Commercial companies with foreign capital participation calculated per 10 thousands population by voivodships**



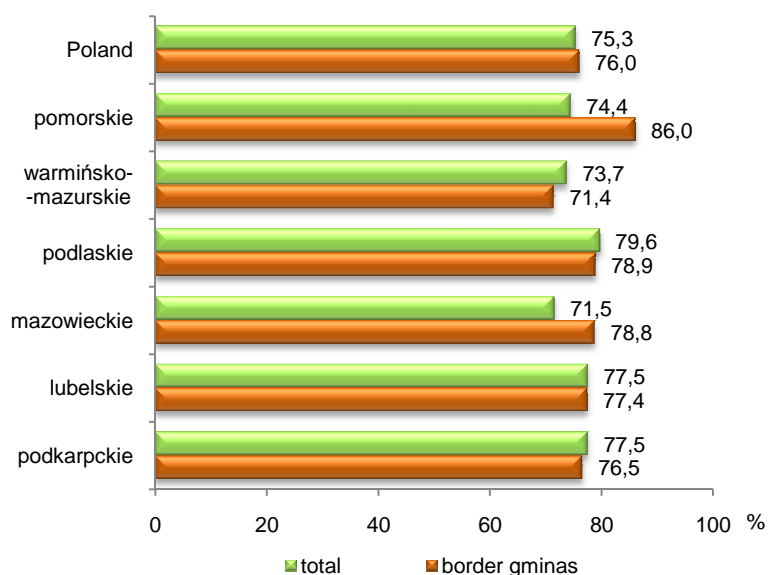
The highest number of commercial companies with foreign capital participation calculated per 10 thousand population was in border gminas of pomorskie voivodship (14.3) and the lowest in mazowieckie (1.7).

In the border area 3/4 of entities of the national economy constituted natural persons conducting economic activity. Identical relation was formed for the country.

Among entities of the national economy significant majority – around 3/4 – both in discussed voivodships and in the border area constituted natural persons conducting economic activity. Almost identical relation was formed for the country.

The share of natural persons conducting economic activity in the number of entities of the national economy by voivodships is illustrated by the graph 4.

**Graph 4. The share of natural persons conducting economic activity in the number of entities of the national economy by voivodships**



The number of natural persons conducting economic activity per 1000 population in discussed voivodships amounts to 73.1 and was similar to the national average (74.5), however in border gminas was much lower and amounted to 53.2. In the border area of the pomorskie voivodship per 1000 population amounted to 161.5 of natural persons conducting economic activity and it was the highest indicator among of border gminas in discussed voivodships (for comparison the lowest indicator – 48.6 was found in border gminas of the lubelskie voivodship). The significant majority of natural persons in gminas in the

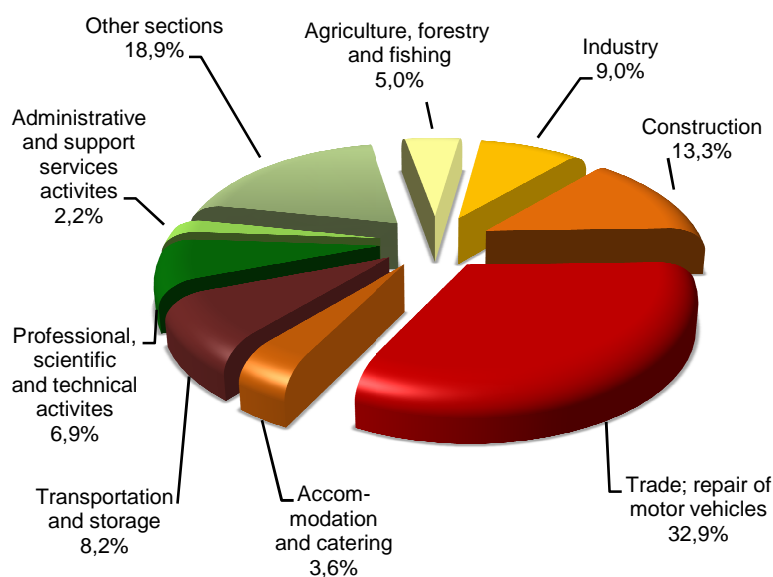
In border gminas the number of natural persons conducting economic activity per 1000 population amounted to 53.2 and was significantly lower than the national one (74.5).

The highest number of natural persons conducting economic activity per 1000 population was in border gminas of pomorskie voivodship (161.5) and the lowest one in lubelskie voivodship (48.6).

discussed areas were conducting activities associated with the trade; repair of motor vehicles, construction and industry. Similarly situation occurred in analyzed voivodships of the border area.

The structure of natural persons conducting economic activity in border area by sections of the Polish Classification Of Activities (PKD) is shown in the graph 5.

**Graph 5. The structure of natural persons conducting economic activity in border area by sections of the Polish Classification Of Activities (PKD)**



## THE POLISH-UKRAINIAN BORDER AREA

The Polish-Ukrainian border area covers 97 gminas, including Przemyśl and Chełm – cities with county status. In the end of the 1st quarter of 2010 the number of entities of the national economy registered in the register REGON in podkarpacie and lubelskie voivodships amounted to 54.3 thousands, from which in podkarpacie voivodship 31.1 thousands were registered, and in lubelskie 23.2 thousands.

The number of entities of the national economy in Polish-Ukrainian border area amounted to 54.3 thousands.

In the Polish-Ukrainian border area per 1000 population amounted 66.2 entities of the national economy, of which 70.1 in podkarpacie and 61.6 in lubelskie voivodship.



In the Polish-Ukrainian border area per 1000 population amounted 66.2 entities of the national economy. In border gminas of podkarpackie voivodship per 1000 population amounted 70.1 entities and in lubelskie voivodship – 61.6.

In the structure of ownership in both voivodships the highest share appeared in private sectors (over 95% of the total registered entities). Analyzing the entities of the national economy by legal forms it can be easily observed that natural persons conducting economic activity have predominated, which constituted 77.1% of entities. A large number of natural persons conducting economic activity per 1000 population in the podkarpackie voivodship was in rural gminas: Lutowska (143.1) and Cisna (123.1), and lowest in rural gminas: Pruchnik (22.9), Wielkie Oczy (23.7) and Chłopice (23.8). However, in the lubelskie voivodship the highest value of the discussed indicator appeared in urban gminas: Tomaszów Lubelski (126.7) and Hrubieszów (87.5), and lowest in rural gminas: Sosnówka (20.8) and Rejowiec Fabryczny (19.3).

Among registered entities in the border area 2.1 thousands of commercial companies appeared, among them 13.8% companies with foreign capital participation (in podkarpackie voivodship – 15.5%, in lubelskie – 11.4%).

Taking into account the size of economic entities with regard to the employed persons, both in the border gminas of podkarpacie and lubelskie voivodships, predominated entities with declared number of employed persons up to 9. In the end of March 2010 the number of those entities in Polish-Ukrainian border area amounted to 51.4 thousands, which constituted 94.6 of the total entities of the area. Entities with declared number of employed persons ranging from 9 to 49 constituted near 5%. The smallest

In the border area 2.1 thousands of commercial companies appeared, among them 13.8% companies with foreign capital participation.

In the border gminas of Polish-Ukrainian border the number entities with declared number of employed persons up to 9 amounted to 51.4 thousands, which constituted 94.6% of the total entities of the area.

share constituted entities with declared number of employed persons ranging from 50 and more (0.8%).

## THE POLISH-BELARUSSIAN BORDER AREA

The Polish-Belarusian border area covers 83 gminas from podlaskie, mazowieckie and lubelskie voivodships, including Biała Podlaska - city with county status. The number of entities of the national economy in border area of podlaskie, mazowieckie and lubelskie voivodships amounted to 35.4 thousands, from which 18.8 thousands in podlaskie voivodship, 14.7 in lubelskie thousands and 1.9 in mazowieckie.

In the Polish-Belarusian border area per 1000 population amounted 62.0 entities of the national economy, from which in 64.2 mazowieckie voivodship, in 62.4 podlaskie and in 61.4 lubelskie.

In the structure of ownership the highest share appeared in private sectors which constituted 95.3% of registered entities.

Natural persons conducting economic activity predominated legal forms of entities and covered 77.4% of entities. The highest number of natural persons conducting economic activity per 1000 population in lubelskie voivodship was in urban gminas: Włodawa (72.7), Międzyrzec Podlaski (66.7) and city with county status Biała Podlaska (68.4), and the smallest in rural gminas: Rokitno (17.3) and Sosnówka (20.8). In the Podlaskie voivodship urban gminas had the maximum value of this indicator: Augustów (69.1) and Bielsk Podlaski (66.4), whereas the lowest appeared in urban gmina Nowy Dwór (16.4).

The number of entities of the national economy in Polish-Belarusian border area amounted to 35.4 thousands.

In the Polish-Belarusian border area per 1000 population amounted 62.0 entities of the national economy, from which in 64.2 mazowieckie voivodship, in 62.4 podlaskie and in 61.4 lubelskie.

Among registered entities in the border area 1.6 thousands of commercial companies appeared, among them 16.7% companies with foreign capital participation. The highest share (18.0%) appeared in border gminas in lubelskie voivodship, and the lowest in mazowieckie – 9.1%.

Among registered entities of the national economy in all border gminas over 94% constituted entities with declared number of employed persons up to 9. Entities with declared number of employed persons ranging from 9 to 49 constituted near 5%. The smallest share constituted entities with declared number of employed persons ranging from 50 and more (0.9%).

## THE POLISH-RUSSIAN BORDER AREA

The Polish-Russian border area covers 51 gminas, including Elbląg and Suwałki – cities with county status.

The number of entities of the national economy in border area of warmińsko-mazurskie, podlaskie and pomorskie voivodships amounted to 45.0, from which 35.4 thousands in warmińsko-mazurskie, 8.7 thousands in podlaskie, 0.9 thousands in pomorskie voivodships. In the Polish-Russian border area per 1000 populations amounted 81.4 entities of the national economy, 79.4 in warmińsko-mazurskie, 84.8 in podlaskie, 187.7 in pomorskie voivodships.

In the structure of ownership the highest share appeared in private sectors, which constituted 94.2% of registered entities, from which the highest share appeared in border gminas in pomorskie voivodship – 98.0%.

Natural persons conducting economic activity predominated legal forms of entities and covered 73.2% of

The number of entities of the national economy in Polish-Russian border area amounted to 45.0.

In the Polish-Russian border area per 1000 populations amounted 81.4 entities of the national economy, from which 187.7 in pomorskie voivodships, 84.8 in podlaskie and 79.4 in warmińsko-mazurskie.

entities, it was the lowest indicator in comparison with the Polish-Ukrainian and Polish-Belarusian border areas. In border gminas the highest number of natural persons conducting economic activity appeared in pomorskie voivodship (86.0%), and the lowest in warmińsko-mazurskie (71.4%).

The highest number of natural persons conducting economic activity per 1000 population in podlaskie voivodship was in city with county status Suwałki (54.6), and the smallest in rural gminas: Szypliszki (29.0). In the warmińsko-mazurskie voivodship the highest intensity of this indicator was in city with county status Elbląg (70.5), and the lowest in urban gminas Górowo Iławeckie (17.5).

Among registered entities in the border area 2.0 thousands of commercial companies appeared, among them 15.5% companies with foreign capital participation. The highest share (28.0%), appeared pomorskie voivodship and the lowest in podlaskie (10.9%).

Among registered entities of the national economy over 95% constituted entities with declared number of employed persons up to 9. Entities with declared number of employed persons ranging from 9 to 49 constituted near 4%. The smallest share constituted entities with declared number of employed persons ranging from 50 and more (1.0%).

Central Statistical Office  
Al. Niepodległości 208,  
00-925 Warsaw,  
phone: (48 22) 608 30 00  
<http://www.stat.gov.pl>

Statistical Office in Rzeszów  
ul. Jana III Sobieskiego 10  
35-959 Rzeszów,,  
phone (+48) 17 853 52 10,  
fax (+48) 17 853 51 57  
e-mail: SekretariatUSrze@stat.gov.pl  
<http://www.stat.gov.pl/rzesz>

*More information on the eastern border of Poland can be found on the webpage of Statistical Office in Rzeszow:*  
<http://www.stat.gov.pl/rzesz>

#### Recently published:

- *Characteristics of the border area located by the external border of the European Union in Poland – Area and Population in 2009.*
- *Border traffic and movement of goods and services at the Polish-Ukrainian border in 2009, CSO, SO in Rzeszow, June 2010.*

Format B5, 141 pages,  
value: book 25 zł, CD  
ROM – 15 zł.