

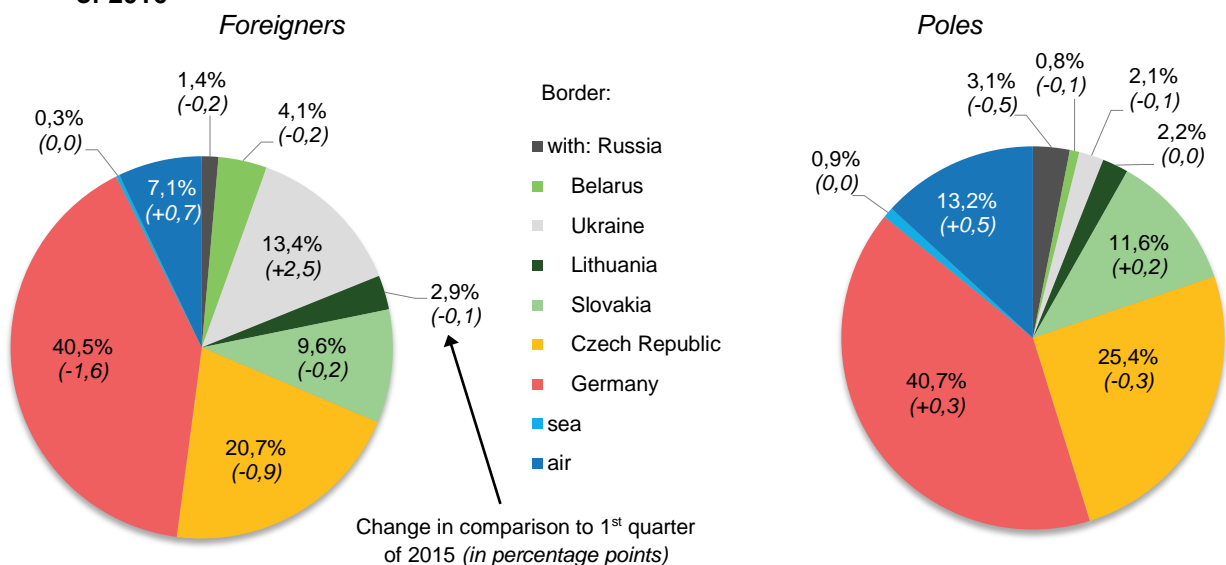
**Border traffic and expenses made by foreigners in Poland and Poles abroad in the first quarter of 2016**

**Border traffic**

In the first quarter of 2016 the estimated number of crossings of the Polish border amounted to 59.9 million, of which 36.7 million was made by foreigners (61.2% total) and 23.2 million by Poles (38.8%). Approximately 76.1% of the total crossings of the border concerned the Polish land border with the countries of the European Union, 13.9% the external land border of the EU, 9.5% air border and 0.6% sea border.

The highest number of persons crossed the Polish land border on the section with Germany (45.1% of all crossings of the Polish land border in the first quarter of 2016), followed by the border with Czech Republic (25.0%), Slovakia (11.5%), Ukraine (10.0%), Belarus (3.1%), Lithuania (3.0%) and Russia (2.3%).

**Chart 1. Structure of border traffic of persons (from and to Poland) by the borders in the first quarter of 2016**



According to the Border Guard Main Headquarters, the number of clearances at the European Union's external land border on the territory of Poland in the first quarter of 2016 was 11.2% lower compared to the previous quarter and 14.2% higher than in the corresponding period of 2015. The number of clearances of foreigners was 11.2% lower than in the fourth quarter of 2015 and 19.4% higher than the year before, while the number of clearances of Poles was 11.2% lower than in the previous quarter and 6.2% lower than in the first quarter of 2015.

Citizens of a neighbouring country predominated among the foreigners crossing individual sections of the Polish land border, for example, on the border with Ukraine - Ukrainian citizens (97.8%), on the border with Russia - Russian citizens (92.8%), and on the border with Belarus - Belarusian citizens (88.8%).

Table 1. Border traffic and expenses of foreigners in Poland and Poles abroad in the first quarter of 2016

Border	Border traffic <sup>a</sup>				Expenses				Average expenses <sup>b</sup>			
	foreigners		Poles		foreigners		Poles		foreigners		Poles	
	million persons	1 <sup>st</sup> qr. 2015 =100	million persons	1 <sup>st</sup> qr. 2015 =100	million zł	1 <sup>st</sup> qr. 2015 =100	million zł	1 <sup>st</sup> qr. 2015 =100	zł	1 <sup>st</sup> qr. 2015 =100	zł	1 <sup>st</sup> qr. 2015 =100
Total .....	36.7	106.1	23.2	103.6	8 723.2	103.8	3 817.7	104.7	484	97.9	329	101.3
land .....	33.9	105.2	20.0	103.0	7 639.8	104.1	2 499.6	102.6	457	98.9	248	99.9
EU's external .....	6.9	119.4	1.4	93.8	2 063.0	111.6	161.9	95.2	618	93.9	232	100.8
with: Russia .....	0.5	94.5	0.7	91.3	105.6	80.1	93.9	93.4	400	86.1	258	102.4
Belarus .....	1.5	101.3	0.2	89.8	533.2	95.4	17.6	95.9	751	95.0	197	102.4
Ukraine .....	4.9	130.2	0.5	99.5	1 424.2	123.1	50.4	98.4	602	94.7	206	98.4
EU's internal .....	27.0	102.1	18.6	103.8	5 576.8	101.6	2 337.7	103.2	417	99.2	250	99.8
with: Lithuania .....	1.1	105.9	0.5	103.5	238.9	103.7	69.4	95.8	452	100.7	235	93.3
Slovakia .....	3.5	103.1	2.7	105.6	687.8	101.7	305.9	101.5	392	100.5	224	97.6
Czech Republic .....	7.6	101.6	5.9	102.1	1 016.5	101.3	541.0	104.2	273	100.2	178	100.9
Germany .....	14.8	101.9	9.5	104.3	3 633.6	101.5	1 421.4	103.5	494	98.3	305	100.2
sea .....	0.1	115.8	0.2	107.0	62.9	103.5	99.7	106.3	894	87.9	1 047	99.1
air .....	2.6	117.7	3.1	107.3	1 020.4	101.6	1 218.5	109.0	822	87.6	839	101.7

<sup>a</sup> From and to Poland. <sup>b</sup> Per one person during one trip.

### **Expenses made by foreigners in Poland and Poles abroad**

The estimated value of goods and services purchased in Poland by foreigners (non-residents) in the first quarter of 2016 amounted to approximately 8.7 billion zł, and the expenses incurred abroad by the Polish residents – to 3.8 billion zł. The expenses made by foreigners were 3.8% higher than in the corresponding period of 2015, while those made by Poles were 4.7% higher. Compared to the previous quarter, the expenses made both by foreigners and Poles were 1.6% and 2.9% lower, respectively.

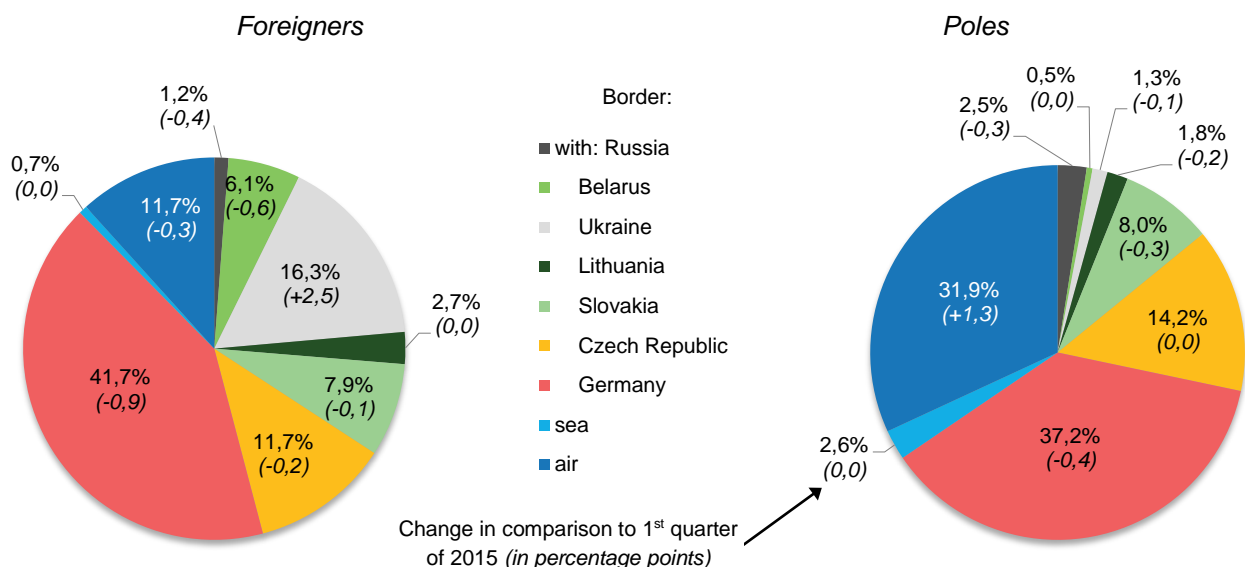
Out of total expenses of foreigners, the expenses made by persons crossing the internal land border of the European Union on the Polish territory accounted for 63.9%, the external land border of the EU 23.6%, air border 11.7% and sea 0.7%. In the case of expenses incurred abroad by residents of Poland similar structure was as follows: 61.2%, 4.2%, 31.9% and 2.6%.

Taking into account the land border, the highest expenses in Poland were incurred by foreigners crossing the border with Germany (47.6% of total expenses made by foreigners crossing the Polish land border in the first quarter of 2016), followed by the border with Ukraine (18.6%), Czech Republic (13.3%), Slovakia (9.0%), Belarus (7.0%), Lithuania (3.1%) and Russia (1.4%).

In the case of the Polish residents at the land borders of the country, the highest expenses were incurred by persons crossing the border with Germany (56.9% of total expenses of Poles crossing

Polish border land in the first quarter of 2016), followed by Czech Republic (21.6%), Slovakia (12.2%), Russia (3.8%), Lithuania (2.8%), Ukraine (2.0%) and Belarus (0.7%).

**Chart 2. Structure of expenses made by foreigners in Poland and Poles abroad in the first quarter of 2016**



The estimated value of goods and services purchased in Poland by foreigners crossing the Polish section of the external land border of the European Union in the first quarter of 2016 amounted to approximately 2.1 billion zł, while the expenses incurred abroad by Polish citizens crossing this section of the border – 161.9 million zł. Expenses incurred by foreigners in Poland at the external border of the EU in the first quarter of 2016 were 1.6% higher compared with the same period of 2015, and 26.2% lower compared to the previous quarter. On the other hand, the expenses incurred by Polish citizens abroad were lower both compared to the first quarter of 2015 and to the fourth quarter of 2015 by 4.8% and 0.8% respectively.

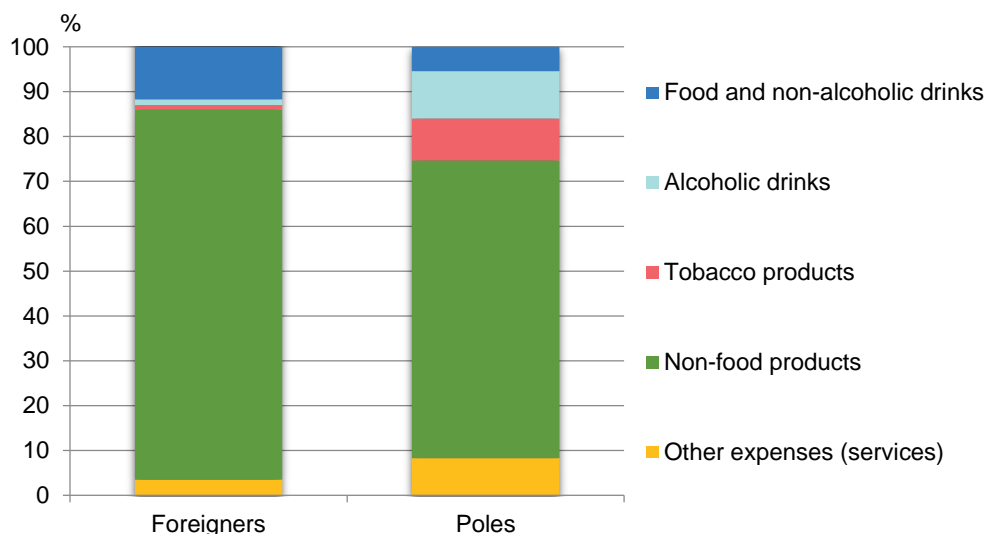
Differences in expenses, also in terms of the structure of products, were observed on individual sections of the border, both among foreigners as well as Poles. It is associated with the way of travelling, destination, length of stay and profitability of shopping abroad, among other things.

Foreigners crossing the external land border of the EU on the territory of Poland in the first quarter of 2016 incurred approximately 83% of their expenses for the purchase of non-food products, approximately 14% on food and non-alcoholic drinks and more than 3% on other expenses (services). With regard to non-food products, foreigners showed the greatest interest in materials for construction, renovation and maintenance of the apartment or house (approximately 24% of expenses on non-food products), home electronics and appliances (approximately 22%), and parts and accessories for means of transport (over 13%).

Residents of Poland crossing the external land border of the EU in Poland in the first quarter of 2016 spent the majority of their expenses (approximately 66%) for the purchase of non-food products, mainly for the purchase of fuel. Other expenses (services) constituted a significant share in

the structure of expenses made by Poles crossing the external border – approximately 8%, while food and soft drinks – approximately 5%.

**Chart 3. The structure of expenses made by foreigners in Poland and Poles abroad crossing the external border of the European Union on the territory of Poland in the first quarter of 2016**



Foreigners crossing the internal border of the EU in the first quarter of 2016 incurred the largest expenses on non-food products - approximately 56%. Foreigners incurred approximately 11% of their expenses on food and non-alcoholic drinks and approximately 16% on other expenses (services). Among Polish citizens crossing the internal border of the EU in the first quarter of 2016 a significant share in the structure of expenses incurred abroad was constituted by other expenses (services) – approximately 46%, non-food products – approximately 35%. Poles incurred approximately 14% of expenses on food and non-alcoholic drinks.

Average expenses incurred in Poland by a foreigner (non-resident) in the first quarter of 2016 amounted to 484 zł, while the average expenses incurred abroad by a Polish citizen amounted to 329 zł. Definitely the highest average expenses were incurred by non-residents crossing both the sea and air border (approximately twice as high than in the case of land border). Average expenses of foreigners crossing the external land border of the EU on the territory of Poland were about 1.5 times higher than of those crossing the EU's internal land border. In the case of Poles, the average expenses of those crossing the sea and air border were significantly higher (more than four and three times) than crossing the land border. Average expenses of Poles crossing the external land border of the EU on the territory of Poland were approximately 7% lower than of those crossing the internal border EU land.

### **Local Border Traffic**

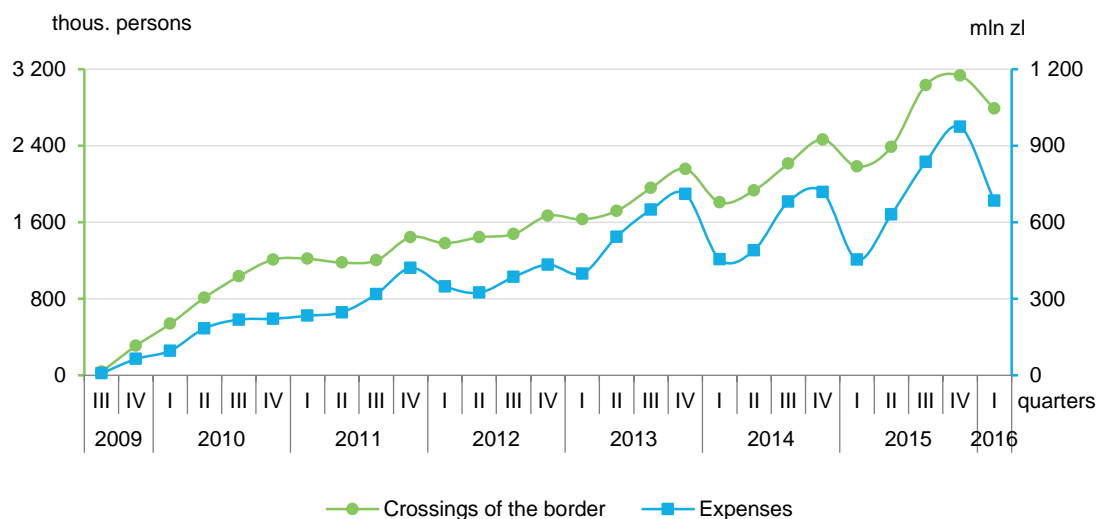
Local border traffic greatly simplifies the regular crossing of the external EU land border by residents living in the border area to stay on the other side of the border, including for social, cultural,

family or economic reasons. The agreement on local border traffic with Ukraine entered into force on 1 July 2009<sup>1</sup> and with Russia on 27 July 2012<sup>2</sup>. In the case of the Polish-Ukrainian border local border traffic (MRG) is more important for the citizens of Ukraine than for Polish citizens, because Poles can travel and stay on the territory of Ukraine up to 90 days without a visa. On the other hand, the introduction of MRG on the border with the Kaliningrad oblast is significant for both sides. Besides, the part of local border traffic at the border with Russia is unique because of its area, as it reaches much further than 30 or 50 km from the border<sup>3</sup>.

### *The Polish-Ukrainian border*

On the Polish-Ukrainian border as part of the local border traffic 2.8 million clearances were reported in the first quarter of 2016<sup>4</sup>, which accounted for 56.9% crossings of this section of the border by foreigners. Compared with the previous quarter, the number of crossings of the border as part of MRG was by 11.0% lower, as compared to the same period of 2015 - 27.7% higher.

**Chart 4. Local border traffic of foreigners on the Polish-Ukrainian border**



<sup>1</sup> Government Statement of 20 June 2009 on the binding force of the Agreement between the Government of the Republic of Poland and the Cabinet of Ministers of Ukraine on the rules of local border traffic, signed in Kiev on 28 March 2008, and the Protocol, signed in Warsaw on 22 December 2008 between the Government of Republic of Poland and the Cabinet of Ministers of Ukraine amending the Agreement between the Government of the Republic of Poland and the Cabinet of Ministers of Ukraine on local border traffic, signed in Kiev on 28 March 2008 (Journal of Laws of 2009 no. 103, item 859) and the Government Statement of 19 April 2016 on the binding force of the Second Protocol between the Government of the Republic of Poland and the Cabinet of Ministers of Ukraine amending the Agreement between the Government of the Republic of Poland and the Cabinet of Ministers of Ukraine on local border traffic, signed in Kiev on March 28, 2008, signed in Warsaw on 17 December 2014 (Journal of Laws of 2016, item 665).

<sup>2</sup> Government Statement of 28 June 2012 on the binding force of the Agreement between the Government of the Republic of Poland and the Government of the Russian Federation on local border traffic, signed in Moscow on 14 December 2011. (Journal of Laws of 2012, item 815).

<sup>3</sup> Regulation (EC) No 1931/2006 of the European Parliament and of the Council of 20 December 2006 laying down rules on local border traffic at the external land borders of the Member States and amending the provisions of the Schengen Convention (Official Journal of the European Union L 29, 3 February 2007). Regulation (EU) No 1342/2011 of the European Parliament and of the Council of 13 December 2011 amending Regulation (EC) No 1931/2006 as regards the inclusion of the Kaliningrad oblast and certain Polish administrative districts in the eligible border area (Official Journal of the European Union L 347 of 30 December 2011).

<sup>4</sup> Data of the Border Guard Main Headquarters

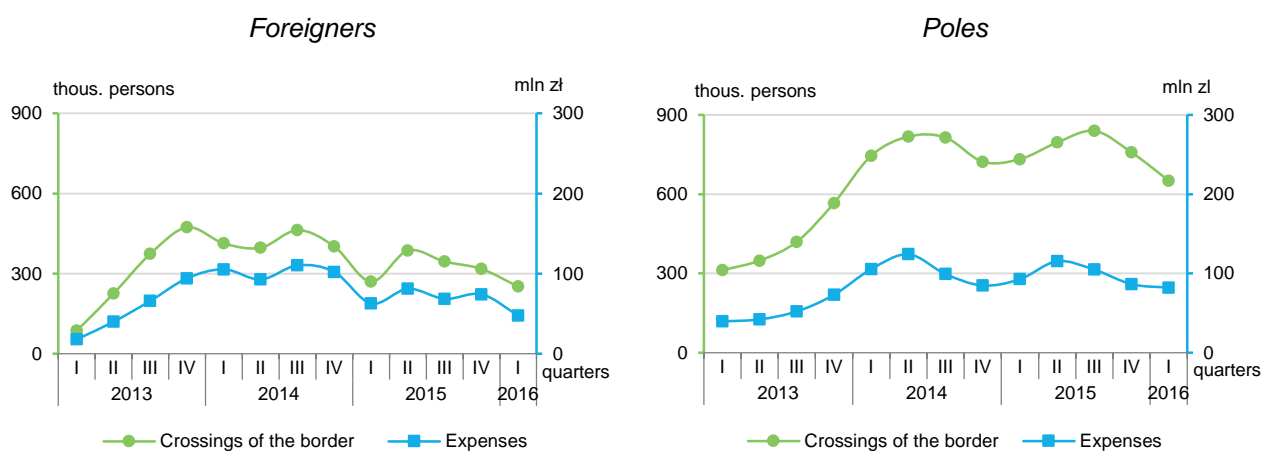
The estimated value of the expenses incurred in Poland by foreigners crossing the Polish-Ukrainian border as part of MRG in the first quarter of 2016 amounted to 683.7 million zł, which accounted for 48.0% of total expenses of foreigners crossing the Polish-Ukrainian border.

These expenses were lower by 29.8% than in the previous quarter and higher by 50.8% than in the corresponding period of 2015. Average expenses incurred in Poland by a foreigner crossing the Polish-Ukrainian border as part of MRG in the first quarter of 2016 amounted to 491 zł (in the previous quarter - 620 zł), while a year before - 416 zł.

### The Polish-Russian border

On the Polish-Russian border, as part of the local border traffic, the Border Guard reported 251.1 thousand clearances of foreigners in the first quarter of 2016, i.e. 20.9% less than in the fourth quarter of 2015 and 7.0% less than in the comparable period of 2015. As part of MRG, the border was crossed by approximately 651.0 thousand Poles<sup>5</sup>, i.e. 14.1% less than in the previous quarter and 11.1% less than last year. Clearances in MRG accounted for almost half (47.1%) of the crossings of that section of the border made by foreigners, whereas in the case of Poles - approximately 89.4%.

**Chart 5. Local border traffic on the Polish-Russian border**



The estimated value of the expenses incurred in Poland by foreigners crossing the Polish-Russian border as part of MRG in the first quarter of 2016 amounted to 47.7 million zł, which accounted for 45.1% of total expenses of foreigners crossing this section of the border. These expenses were 35.7% lower than in the previous quarter and 23.9% lower than in the first quarter of 2015. The value of expenses incurred abroad by Poles as part of MRG amounted to 82.1 million zł, which accounted for 87.5% of the expenses of Poles crossing the border section with Russia. These

<sup>5</sup> Estimates of the Central Statistical Office.

expenses were lower by 5.1% compared with the previous quarter and 11.6% lower in relation to expenses in the first quarter of the previous year.

Average expenses incurred in Poland by a foreigner crossing the Polish-Russian border as part of MRG in the first quarter of 2016 amounted to 379 zł (467 zł in the previous quarter), while a year before - 463 zł. The average expenses incurred abroad by a Pole crossing this border as part of MRG amounted to 252 zł, in the previous quarter of 228 zł, and the year before - 254 zł.

### *Delimitation of the area of impact of the border*

Surveys conducted in the first quarter of 2016 show that foreigners crossing the Polish land border, as well as Poles, were mostly residents of the villages located at a distance of 50 km from the border - 70.8% of foreigners and 65.3% of Poles, with 53.9% of foreigners and 51.9% of Poles living in the area up to 30 km from the border. 20.4% of foreigners and 18.9% of Poles crossing the Polish land border resided at the distance of over 100 km from the border.

Table 2. Structure of foreigners and Poles crossing the Polish land border by the distance from the border to the place of residence in the 1st quarter of 2016

Border	Foreigners (non-residents)						Poles (residents)					
	total	0-50 km	of which		51-100	over 100 km	total	0-50 km	of which		51-100	over 100 km
			0-30	31-50					0-30	31-50		
in percent												
Total .....	100.0	70.8	53.9	16.9	8.8	20.4	100.0	65.3	51.9	13.4	15.8	18.9
EU's external.....	100.0	69.4	52.2	17.2	17.9	12.7	100.0	57.3	36.0	21.3	31.8	10.9
with: Russia .....	100.0	69.8	26.4	43.3	26.2	4.1	100.0	41.7	17.6	24.1	49.6	8.7
Belarus.....	100.0	60.2	47.0	13.3	16.3	23.5	100.0	80.9	47.7	33.2	9.4	9.7
Ukraine .....	100.0	72.1	56.6	15.4	17.5	10.4	100.0	72.0	59.2	12.8	13.6	14.5
EU's internal .....	100.0	71.1	54.3	16.8	6.5	22.4	100.0	65.9	53.0	12.8	14.6	19.5
with: Lithuania.....	100.0	55.1	17.2	37.9	23.1	21.8	100.0	71.8	57.9	14.0	2.2	25.9
Slovakia.....	100.0	65.2	29.9	35.3	16.2	18.6	100.0	46.9	28.1	18.8	29.1	24.0
Czech Republic	100.0	74.3	62.0	12.3	3.3	22.4	100.0	77.4	60.8	16.6	9.6	13.0
Germany .....	100.0	72.1	58.9	13.2	4.6	23.3	100.0	63.5	55.0	8.5	14.4	22.1

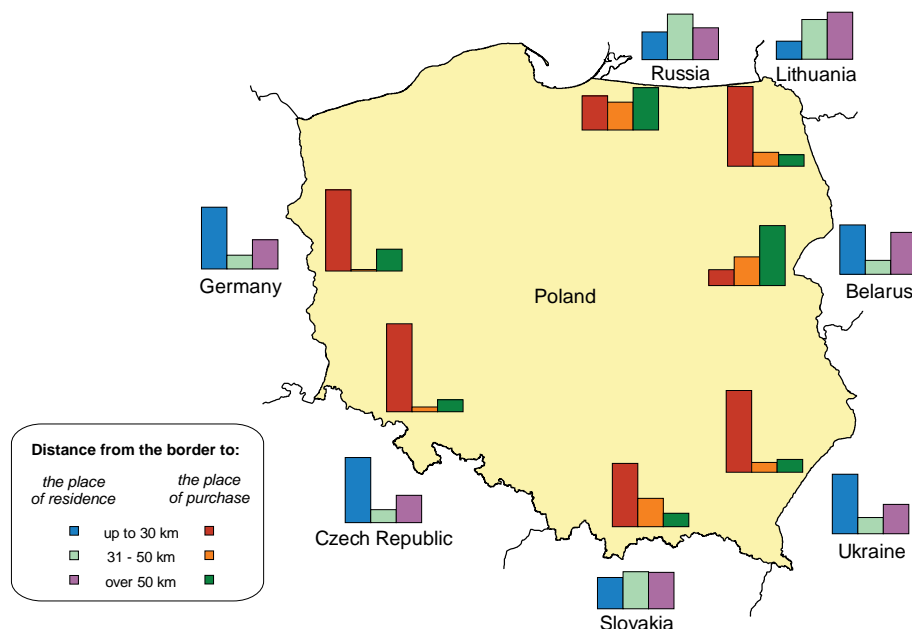
Foreigners and Poles crossing the Polish land border preferred to make a purchase at the distance of up to 50 km from the border – 81.7% of foreigners and 67.4% of the Poles, with 73.8% of foreigners and 52.0% of Poles making a purchase in the area up to 30 km from the border. On the other hand, 12.5% of foreigners and 19.5% of Poles made a purchase at a distance of over 100 km from the border.

Table 3. Structure of foreigners and Poles crossing the Polish land border by the distance from the border to the place of purchase in the 1st quarter of 2016

Border	Foreigners (non-residents)						Poles (residents)					
	total	0-50 km	of which		51-100	over 100 km	total	0-50 km	of which		51-100	over 100 km
			0-30	31-50					0-30	31-50		
in percent												
Total .....	100.0	81.7	73.8	7.9	5.8	12.5	100.0	67.4	52.0	15.4	13.1	19.5
EU's external .....	100.0	75.8	61.1	14.7	16.8	7.4	100.0	92.6	89.0	3.6	2.2	5.2
with: Russia .....	100.0	59.4	32.6	26.7	23.3	17.3	100.0	98.5	94.7	3.8	0.3	1.2
Belarus.....	100.0	42.6	15.2	27.4	46.9	10.5	100.0	88.0	81.8	6.2	3.5	8.5
Ukraine .....	100.0	87.7	78.2	9.5	6.9	5.4	100.0	85.6	83.3	2.3	4.4	10.0
EU's internal .....	100.0	83.1	76.9	6.2	3.1	13.8	100.0	65.5	49.2	16.3	13.9	20.5
with: Lithuania.....	100.0	89.2	76.0	13.2	2.9	7.9	100.0	34.6	0.8	33.7	23.4	42.0
Slovakia.....	100.0	87.4	60.3	27.0	6.8	5.9	100.0	53.0	31.8	21.2	25.0	22.0
Czech Republic	100.0	88.5	84.0	4.5	4.1	7.4	100.0	75.0	56.6	18.4	13.4	11.6
Germany .....	100.0	79.0	77.5	1.5	1.7	19.3	100.0	65.0	52.6	12.3	10.4	24.6

The range of impact of the border, based on the results of the survey, taking into account the distance from the place of residence and the place of purchase of persons crossing the border is shown on Maps 1 and 2.

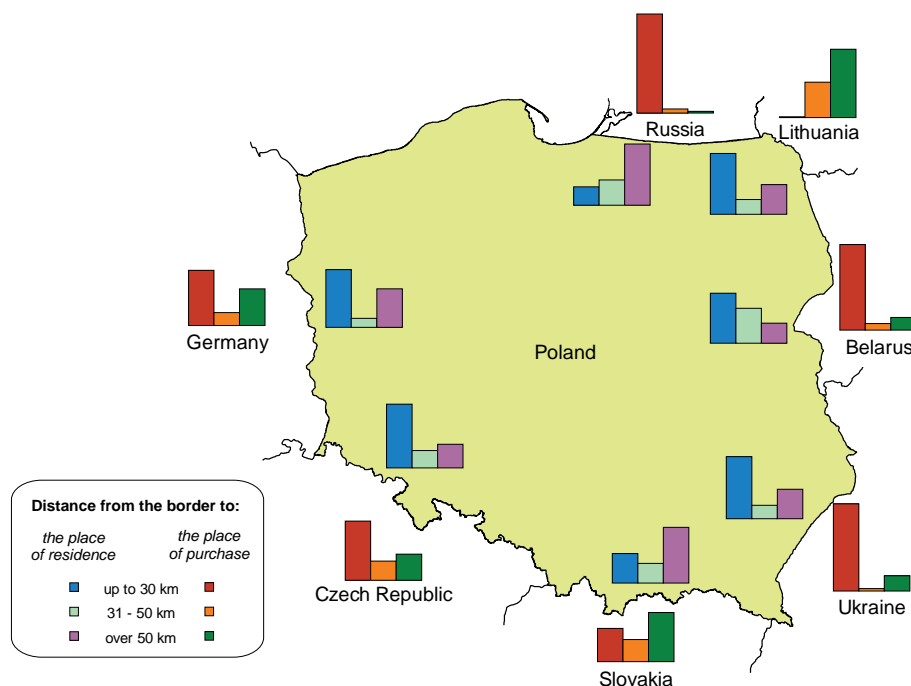
Map 1. Range of impact of the border of the basis of the distance from the border to the place of residence and the place of purchase of Poles and foreigners in the 1st quarter of 2016



The vast majority of foreigners and Poles crossing the Polish land border lived in the area of up to 50 km from the border: in the case of the external border of the European Union on Polish territory – 69.4% of foreigners and 57.3% of Poles, and in the case of the internal border of the EU – 71.1% and 65.9% respectively.



**Map 2. Range of impact of the border on the basis of the distance from the border to the place of residence and place of purchase of Poles in the 1st quarter of 2016**



Most surveyed foreigners made a purchase in the strip of up to 50 km from the border, in the case of the external border of the EU on the territory of Poland - 75.8% of those crossing the border, while in the case of the internal border of the EU - 83.1%. On the other hand, the percentage of Poles who made a purchase in the strip of up to 50 km of the external border amounted to 92.6%, while in the case of the internal border - 65.5%.

## Summary

The analysis shows that different phenomena can be observed on particular types and sections of the border. In the first quarter of 2016, approximately 72% of the total arrivals of foreigners to Poland were connected with making a purchase. Foreign trips of Polish citizens concerned shopping to a large extent – approximately 36% and the holidays and recreation - approximately 40% (with exception that at the external land border of the EU these shares accounted for approximately 90% and 2%). Differences in types of incurred expenses are associated with the structure of the purpose for which respondents go abroad. Among foreigners the expenses incurred in Poland for the purchase of goods accounted for approximately 81%, and for services approximately 19%, while among Polish citizens those expenses amounted to approximately 44% and approximately 56% respectively.

The results of the survey conducted both among foreigners (non-residents) and Poles show that the greatest intensity of these phenomena occurs in areas in the strip of up to 50 km along the border, as reflected by, among others, a high percentage of persons crossing the border who incurred expenses in this strip, as well as the fact that the inhabitants of villages located in this area were the vast majority of persons crossing the border. It is also characteristic that in the case of the internal

border in the area over 100 km from the border, there is a greater intensity of the phenomena associated with the traffic (of both foreigners and Poles) than in the case of the external border.

As regards the external border of the EU, the proportion of foreigners making a purchase at a distance of over 100 km from the border was also relatively high, in particular in the section with Russia, which is additionally connected with the presence of local border traffic area specific due to the territorial coverage. For areas located at the external border of the European Union on the territory of Poland, the introduction of MRG was an important element facilitating the crossing of the border.

## **Methodological notes**

*Presented information was developed on the basis of the survey results of "Trips made by non-residents to Poland. The movement of vehicles and persons at the Polish border with the countries of the European Union" and "Participation of Polish citizens (residents) in trips". The survey methodology has been prepared by the Central Statistical Office, Statistical Office in Rzeszów in cooperation with the National Bank of Poland and the Ministry of Sport and Tourism. Since 2014 the surveys conducted jointly by these institutions are the result of the integration of several surveys (including „The survey of goods and services turnover at the external land border of European Union on the territory of Poland”). They provide information for the needs of tourism statistics, national accounts and the balance of payments and cross-border areas.*

*The survey on trips made by non-residents to Poland and the movement of vehicles and persons at the Polish border with the countries of the European Union is conducted in an environment of selected border crossings with passenger traffic movement (including airports and seaports) on randomly selected days in such a way that in a quarter each day of the week occurred once. The survey of border traffic covers persons and vehicles crossing the Polish border with the European Union at selected border crossings. Vehicles (including country of registration) and persons crossing the border in the direction to and from Poland are counted. The survey of trips made by foreigners (non-residents) includes those leaving Poland by internal and external border of UE on the territory of Poland. Persons living in Poland for over one year are not covered by the survey (with the exception of those traveling for educational and health purposes). Data on expenses incurred by foreigners (non-residents) in Poland include goods purchased in Poland for resale in the country of foreigner.*

*Survey on participation of Polish citizens (residents) in travel is conducted in households on a quarterly basis (in the month following the quarter) by a direct interview. The survey does not cover persons staying abroad for more than one year (with the exception of those traveling for educational and health purposes). The presented data on expenses incurred abroad by residents include expenses financed only from own funds (expenses financed by workplace and other individuals and institutions are not included) and goods purchased abroad for resale in Poland.*

*Data on border traffic at the external border of the EU on the territory of Poland come from the Border Guard Main Headquarters and covers all border crossings (road, rail and river). To estimate border traffic at the internal border of the EU on the territory of Poland and traffic on the sea border secondary results of other statistical surveys ("Tourist accommodation establishments and their utilization", "Sea and coastal transport") are used. Traffic data relate to the number of border crossings - a person crossing the border several times is counted as many times as he/she crosses this border.*

*Due to rounding, the sums of the figures may differ from the figure "total" in some cases. These figures are correct in terms of content.*

*The data presented are preliminary.*

Produced by:  
**Statistical Office in Rzeszów**  
**The Centre of Transborder Areas Surveys and**  
**Statistics for Euroregions**  
**Wiesława Magryś**  
**Telephone: +48 17 8535210**

Dissemination:  
**The Spokesman for the President of the CSO**  
**Artur Satora**  
**Telephone: + 48 22 608 3495, 22 608 3009**  
**e-mail: [rzecznik@stat.gov.pl](mailto:rzecznik@stat.gov.pl)**

More on: <http://stat.gov.pl/obszary-tematyczne/ceny-handel/handel>