

Border traffic and expenses made by foreigners in Poland and Poles abroad in the 3rd quarter of 2018

27.12.2018

↑ 4,3%

The increase in the number of crossings of the Polish border in the 3rd quarter of 2018 in relation to the 3rd quarter of 2017

In the 3rd quarter of 2018 the estimated number of crossings of the Polish border amounted to 86.1 million, of which 49.2 million (57.2%) were foreigners (non-residents) and 36.8 million (42.8%) Poles (residents). In the 3rd quarter of 2018 border traffic (from and to Poland) was higher compared to the 3rd quarter of 2017 by 4.3%.

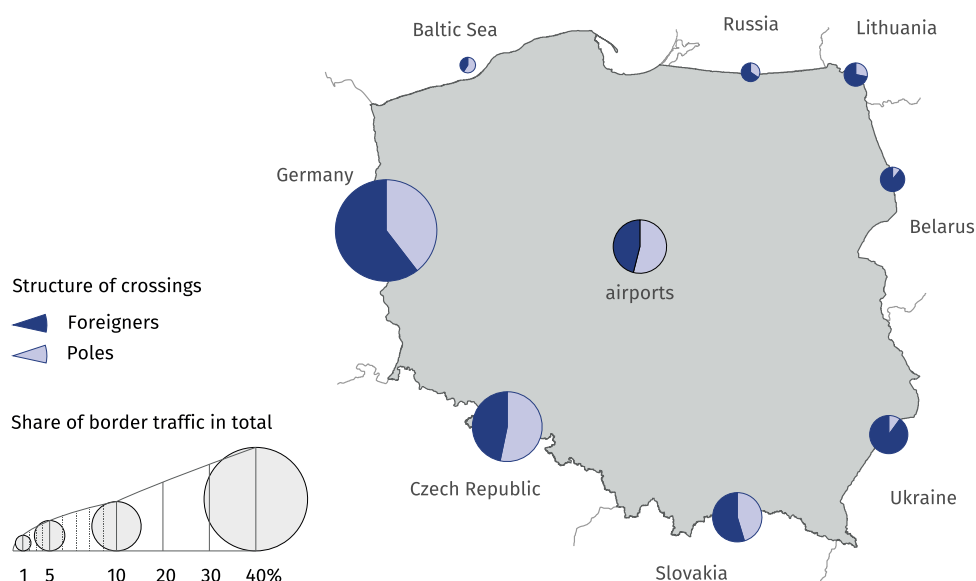
In the 3rd quarter of 2018 the estimated number of crossings of the Polish border was higher than last year:

- foreigners by 2.9%
- Poles by 6.2%

In relation to the 3rd quarter of 2017, the number of crossings of the Polish border increased, both for foreigners and Poles by 2.9% and 6.2% respectively.

Approximately 72.2% of all crossings in the 3rd quarter of 2018 concerned the land border of Poland with the European Union (EU) countries, 15.7% the border at airports, 11.3% the external land border of the European Union and 0.9% the sea border.

Map 1. Border traffic of people (from and to Poland) by sections of the border in the 3rd quarter of 2018



The highest number of persons crossed the Polish land border on the section with Germany (45.7% of all crossings of the Polish land border in the 3rd quarter of 2018), followed by the border with Czech Republic (23.3%), Slovakia (14.3%), Ukraine (8.7%), Belarus (3.4%), Lithuania (3.2%) and Russia (1.3%).

Among the foreigners crossing individual sections of the land border of Poland, the citizens of the neighboring country prevailed, for example: on the border with Ukraine - citizens of Ukraine (95.5%), on the border with Russia - Russian citizens (86.2%), and on the border with Belarus - Belarusian citizens (84.1%).

Expenses of foreigners in Poland and Poles abroad

Estimated value of goods and services purchased in Poland by foreigners in the 3rd quarter of 2018 amounted to PLN 12.4 billion, and the expenses incurred abroad by Poles to – PLN 7.5 billion. In relation to the previous quarter expenses of both for foreigners and Poles, were higher by 7.7% and 48.5%, respectively.

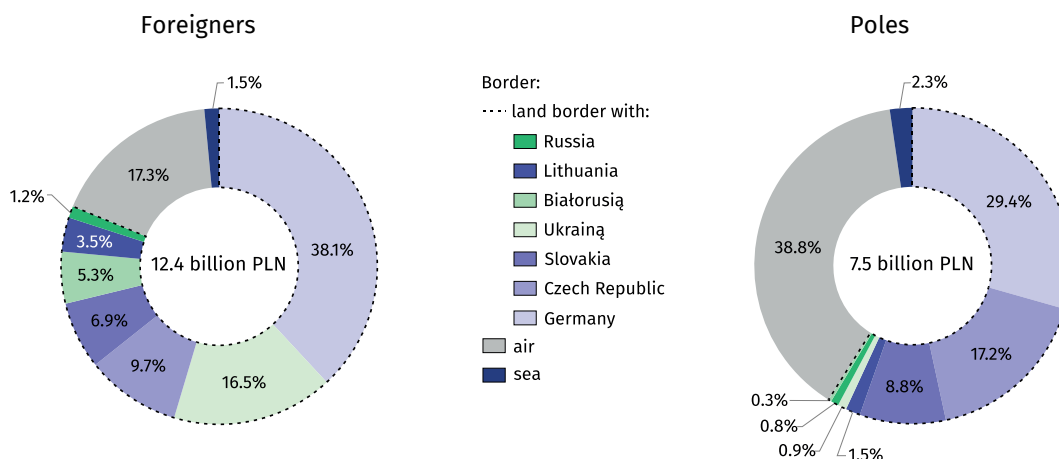
In the 3rd quarter of 2018 the estimated value of purchased goods and services was higher than last year:

- foreigners in Poland by 6.0%
- Poles abroad by 9.2%

In the structure of expenses incurred in Poland by foreigners crossing the land border in the 3rd quarter of 2018, the largest share constituted expenses of persons crossing the border with Germany (46.9%), followed by Ukraine (20.3%), the Czech Republic (12.0%), Slovakia (8.4%), Belarus (6.5%), Lithuania (4.3%) and Russia (1.5%).

In the case of the residents of Poland crossing the land border of the country, the highest expenses abroad were incurred by persons crossing the border with Germany (49.9% of the total expenses of Poles crossing the land border of Poland in the 3rd quarter of 2018), followed by the Czech Republic (29.2%), Slovakia (14.9%), Lithuania (2.6%), Russia (2.0%), Ukraine (1.5%), and Belarus (0.6%).

Chart 1. Structure of expenses made by foreigners in Poland and Poles abroad in the 3rd quarter of 2018



Differences in expenses, also in terms of the assortment structure of products, were observed on individual sections of the border both among foreigners as well as Poles. It is associated with the way of travelling, destination, length of stay and profitability of shopping abroad, among other things.

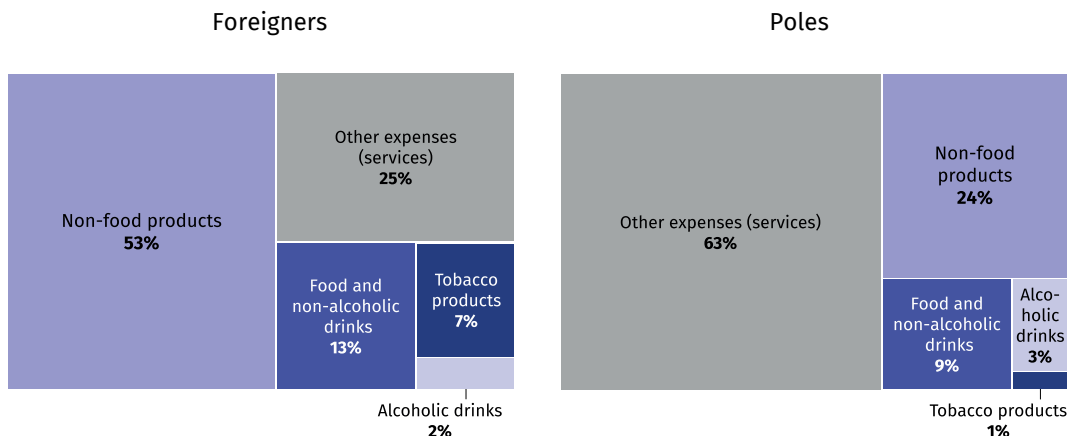
Table 1. Border traffic and expenses of foreigners in Poland and Poles abroad in the 3rd quarter of 2018

Border	Border traffic ^a				Expenses				Average expenses ^b			
	foreigners		Poles		foreigners		Poles		foreigners		Poles	
	million persons	3 rd qr. 2017 =100	million persons	3 rd qr. 2017 =100	million PLN	3 rd qr. 2017 =100	million PLN	3 rd qr. 2017 =100	PLN	3 rd qr. 2017 =100	PLN	3 rd qr. 2017 =100
TOTAL	49.2	102.9	36.8	106.2	12 422.2	106.0	7 463.5	109.2	511	102.5	415	103.3
land	43.4	101.2	28.4	103.4	10 090.1	103.5	4 395.3	102.7	468	101.5	313	99.6
EU's external	8.5	97.6	1.2	99.2	2 854.8	100.8	147.9	101.1	685	103.1	241	101.3
with: Russia	0.6	87.7	0.3	99.8	149.4	94.3	56.4	101.0	483	107.9	344	101.3
Belarus	2.2	93.3	0.3	100.5	657.4	96.8	25.6	100.2	614	103.7	192	98.9
Ukraine	5.6	100.7	0.6	98.4	2 048.0	102.7	65.9	101.5	734	101.8	208	102.3
EU's internal	35.0	102.1	27.2	103.6	7 235.3	104.6	4 247.5	102.8	416	101.6	316	99.6
with: Lithuania	1.6	101.3	0.6	104.1	438.1	105.4	115.2	103.7	535	102.9	320	101.6
Slovakia	5.6	101.4	4.7	102.0	852.5	105.6	655.8	103.0	301	102.9	289	101.1
Czech Republic	7.8	103.2	8.9	103.8	1 210.8	104.9	1 282.0	100.2	315	101.4	292	98.1
Germany	19.9	101.9	13.0	104.1	4 733.9	104.3	2 194.4	104.2	479	101.3	343	99.7
sea	0.3	102.1	0.4	101.5	185.4	105.0	173.4	102.3	1 035	102.1	851	101.2
air	5.5	118.5	8.0	117.8	2 146.8	119.6	2 894.8	121.3	833	101.5	774	103.4

^a From and to Poland. ^b Per one person during a single trip.

Foreigners crossing the external land border of the EU on the territory of Poland in the 3rd quarter of 2018 incurred 81.8% of their expenses for the purchase of non-food products, 12.1% on food and non-alcoholic drinks and 5.9% on other expenses (services). With regard to non-food products, foreigners showed the greatest interest in materials for construction, renovation and maintenance of the apartment or house (23.1% of expenses on non-food products), home electronics and appliances (18.9%) and parts and accessories for means of transport (12.9%).

Chart 2. Structure of expenses of foreigners in Poland and Poles abroad by assortment groups in the 3rd quarter of 2018



Residents of Poland crossing the external land border of the EU in Poland in the 3rd quarter of 2018 spent majority of their expenses (60.0%) on the purchase of non-food products, mainly for the purchase of fuel. Other expenses (services) constituted a significant share in the structure of expenses made by Poles crossing the external border – 15.0%, while food and soft drinks – 7.5%.

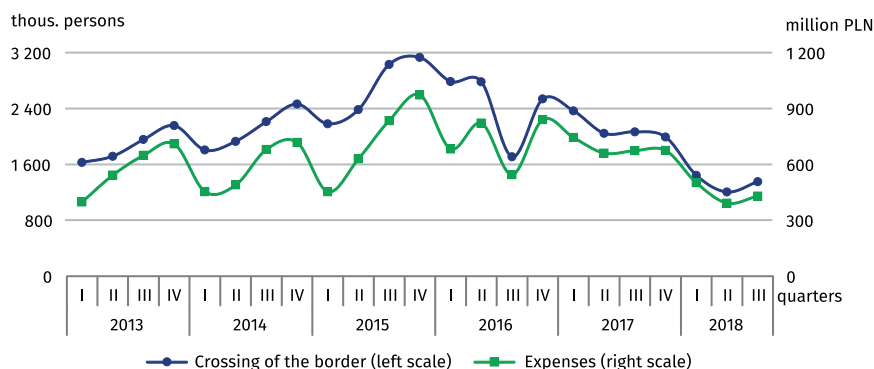
Foreigners crossing the internal border of the EU in the 3rd quarter of 2018 incurred majority of their expenses on non-food products – 52.0%, followed by other expenses (services) 20.7% and also 13.3% of their expenses on food and non-alcoholic drinks. Among residents of Poland crossing this border, a significant share in the structure of expenses incurred abroad constituted other expenses (services) – 54.5%, non-food products – 29.5% and non-alcoholic drinks 11.5%.

Local border traffic

As part of local border traffic (LBT) 1.4 million clearances (from Poland to Poland) were recorded on the Polish-Ukrainian border in the 3rd quarter of 2018), which constituted 24.0% of the total crossings of this section of the border by foreigners. In comparison to the same period of the previous year, the number of border crossings within the LBT was lower by 34.5%, and compared to the 2nd quarter of 2018 it was higher by 12.2%¹.

In the 3rd quarter of 2018 local border traffic accounted for 24.0% of all crossings of the Polish-Ukrainian border by foreigners

Chart 3. Local border traffic of foreigners on the Polish-Ukrainian border



Estimated value of expenses incurred in Poland by foreigners crossing the Polish-Ukrainian border as a part of LBT in 3rd quarter of 2018 amounted to PLN 430.8 million, which accounted for 21.0% of the total expenses of foreigners crossing the Polish-Ukrainian border. These expenses were lower as compared to the corresponding period of the previous year by 36.1%, and in comparison with the 2nd quarter of 2018 higher by 9.7%.

¹ The obligation to hold a visa for citizens of Ukraine traveling to the EU was abolished on June 11, 2017.

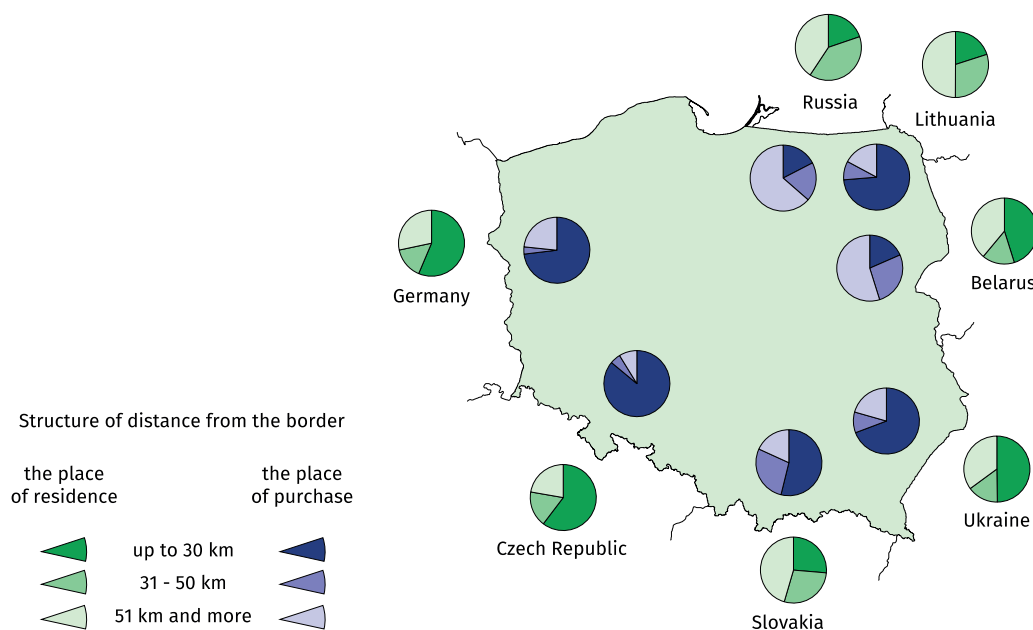
Average expenses incurred in Poland by a foreigner crossing the Polish-Ukrainian border as a part of LBT in the 3rd quarter of 2018 amounted to PLN 644 while in the previous quarter – PLN 652 and a year before – PLN 659.

Delimitation of the land border impact area

Surveys conducted in the 3rd quarter of 2018 show that both foreigners and Poles crossing the Polish land border were mostly residents of the villages located at a distance of 50 km from the border – 68.1% of foreigners and 68.3% of Poles, with 49.8% of foreigners and 56.2% of Poles living in the area up to 30 km from the border.

In the 3rd quarter of 2018, both foreigners and Poles crossing Polish land border were most often residents of places located within 50 km from the border

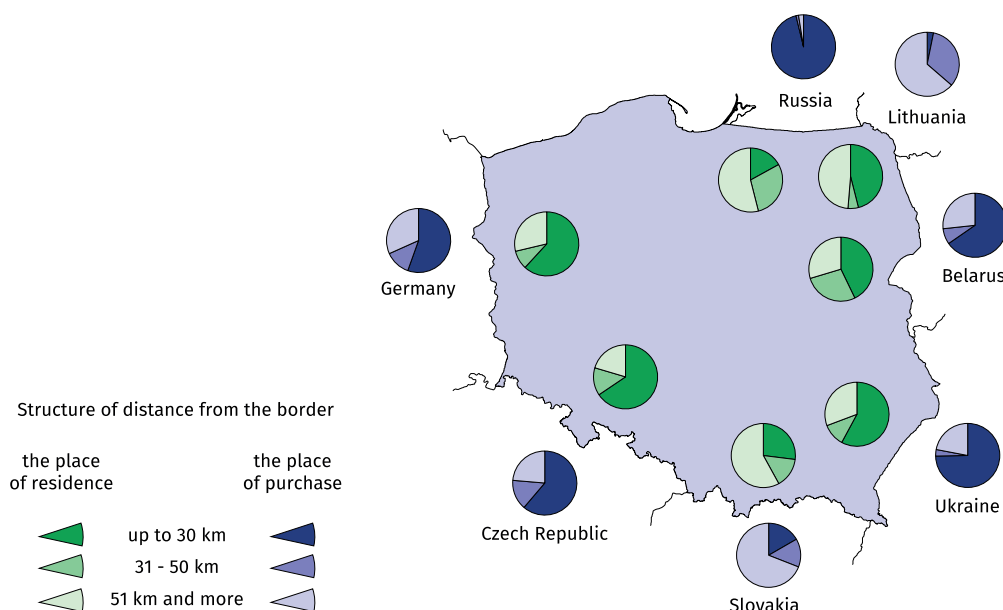
Map 2. Range of impact of the border on the basis of crossing the sections of the border by foreigners in the 3rd quarter of 2018



As to the external border of the European Union on the territory of Poland – 63.5% of foreigners and 63.3% of Poles crossing the Polish land border lived at the distance of up to 50 km from the border, and in the case of the internal border of the European Union – 69.2% and 68.5% respectively.

Map 3. Range of impact of the border on the basis of crossing the sections of the border by Poles in the 3rd quarter of 2018

In the 3rd quarter of 2018 the majority of both foreigners and Poles crossing Polish land border made purchases within 50 km from the border



The largest number of surveyed foreigners made a purchase at the distance of up to 50 km from the border. In the case of the external border of the European Union on the territory of Poland it was 67.2% of those crossing the border, and in the case of the internal border of the EU – 80.8%. The share of Poles making a purchase at the distance of up to 50 km from the external border of the EU amounted to 82.2% of those crossing the border and in the case of the internal border of the EU – 63.0%.

Methodological notes

1. Presented information was developed on the basis of the survey results of "Trips made by non-residents to Poland. The movement of vehicles and persons at the Polish border with the countries of the European Union" and "Participation of residents of Poland in trips" included in the program of statistical surveys of official statistics. The survey methodology has been prepared by the Statistics Poland, Statistical Office in Rzeszów in cooperation with the National Bank of Poland and the Ministry of Sport and Tourism. Since 2014 the surveys conducted jointly by these institutions are the result of the integration of several surveys (including „The survey of goods and services turnover at the external land border of European Union on the territory of Poland”).
2. The survey on trips made by foreigners (non-residents) to Poland and the movement of vehicles and persons at the Polish border with the countries of the European Union is conducted in an environment of selected border crossings with passenger traffic movement (including airports and seaports). It is conducted each quarter on randomly selected days. The survey of trips made by foreigners (non-residents) includes those leaving Poland by internal and external border of EU on the territory of Poland. Persons who have been living in Poland for over one year are not covered by the survey (with the exception of those traveling for educational and health purposes). Data on expenses incurred by foreigners (non-residents) in Poland include goods purchased in Poland for re-sale in the country of foreigner. The survey of border traffic (in both directions - from Poland and Poland) covers persons and vehicles crossing the Polish border with the European Union at selected border crossings.
3. Survey on the participation of Poles (residents) in trips is conducted in households on a quarterly basis (in the month following the quarter) by a direct interview. The survey does not cover persons staying abroad for more than one year (with the exception of those traveling for educational and health purposes). The presented data on expenses incurred abroad by residents include expenses financed only from own funds (expenses financed by workplace and other individuals and institutions are not included) and also goods purchased abroad for resale in Poland.
4. Data on border traffic at the external border of the EU on the territory of Poland come from the Border Guard Main Headquarters and concern the number of crossings of the border – a person crossing the border several times is counted as many times as he/she crosses this border. Data cover all border crossings (road, rail and river).
5. The Agreement on small border traffic with Russia since 4 July 2016 has remained suspended.
6. Due to rounding the sums of the figures may differ from the figure "total" in some cases. Relative numbers (indicators, percentages) were calculated on the basis of absolute data expressed with more accuracy than it was given in the report. These numbers are correct in terms of content.
7. The data presented are preliminary.

Prepared by:
Statistical Office in Rzeszów
The Centre of Transborder Areas Surveys
and Statistics for Euroregions
Wiesława Magryś
Tel: +48 17 853 52 10
e-mail: w.magrys@stat.gov.pl

Issued by:
The Spokesperson for the President
of the Statistic Poland
Karolina Dawidziuk
Tel: +48 22 608 3475, +48 22 608 3009
e-mail: rzecznik@stat.gov.pl

Press Office
tel.: +48 22 608 34 91, +48 22 608 38 04
fax: +48 22 608 38 86
e-mail: obslugaprasowa@stat.gov.pl



www.stat.gov.pl/en/



@GUS_STAT



@GlownyUrzadStatystyczny

Related information

[Border traffic and expenses made by foreigners in Poland and Poles abroad](#)

Terms used in official statistics

[Cross-border movement](#)

[Foreigners](#)

[Non-residents](#)

[Residents](#)

[Local border traffic](#)

[Border crossing point](#)