

Border traffic and expenses made by foreigners in Poland and Poles abroad in the 4th quarter of 2018

26.03.2019

↑ 3,2%

The increase in the number of crossings of the Polish border in 2018 in relation to 2017

In 2018 the estimated number of crossings of the Polish border amounted to 296.4 million and it was higher by 3.2% than in 2017, of which 175.4 million were foreigners and 121.0 million Poles.

In the 4th quarter of 2018 the estimated number of crossings of the Polish border amounted to 69.4 mln, of which 40.8 mln (58.8%) were foreigners (non-residents) and 28.6 mln (41.2%) Poles. In relation to the 4th quarter of 2017, the number of crossings of the Polish border increased, both for foreigners and Poles by 1.8% and 4.0% respectively. Compared to the previous quarter the number of crossings was lower, both for foreigners and Poles by 17.2% and 22.3% respectively.

Approximately 74.4% of all crossings in the 4th quarter of 2018 concerned the land border of Poland with the European Union (EU) countries, 13.0% the border at airports, 12.0% the external land border of the European Union and 0.6% the sea border.

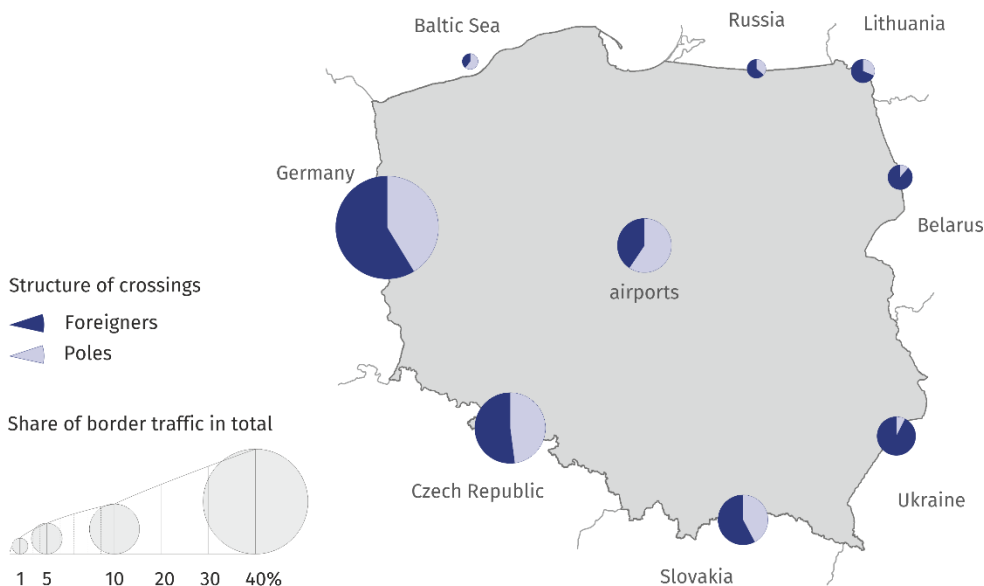
In 2018 the estimated number of crossings of the Polish border was higher than last year:

- foreigners by 2.2%
- Poles by 4.8%

In the 4th quarter of 2018 the estimated number of crossings of the Polish border was higher than last year:

- foreigners by 1.8%
- Poles by 4.0%

Map 1. Border traffic of people (from and to Poland) by sections of the border in the 4th quarter of 2018



The highest number of persons crossed the Polish land border on the section with Germany (46.0% of all crossings of the Polish land border in the 4th quarter of 2018), followed by the border with Czech Republic (21.9%), Slovakia (14.5%), Ukraine (8.8%), Belarus and Lithuania (both 3.7%) and Russia (1.4%).

Among the foreigners crossing individual sections of the land border of Poland, the citizens of the neighboring country prevailed, for example: on the border with Ukraine - citizens of Ukraine (97.3%), on the border with Belarus - Belarusian citizens (90.4%) and on the border with Russia - Russian citizens (90.4%).

Expenses of foreigners in Poland and Poles abroad

Estimated value of goods and services purchased in Poland by foreigners in 2018 amounted to PLN 43.5 billion, and the expenses incurred abroad by Poles to – PLN 21.5 billion.

In 2018 the estimated value of purchased goods and services was higher than last year:

- foreigners in Poland by 4.8%
- Poles abroad by 7.4%

In relation to the previous year expenses of both for foreigners and Poles, were higher by 4.8% and 7.4% respectively.

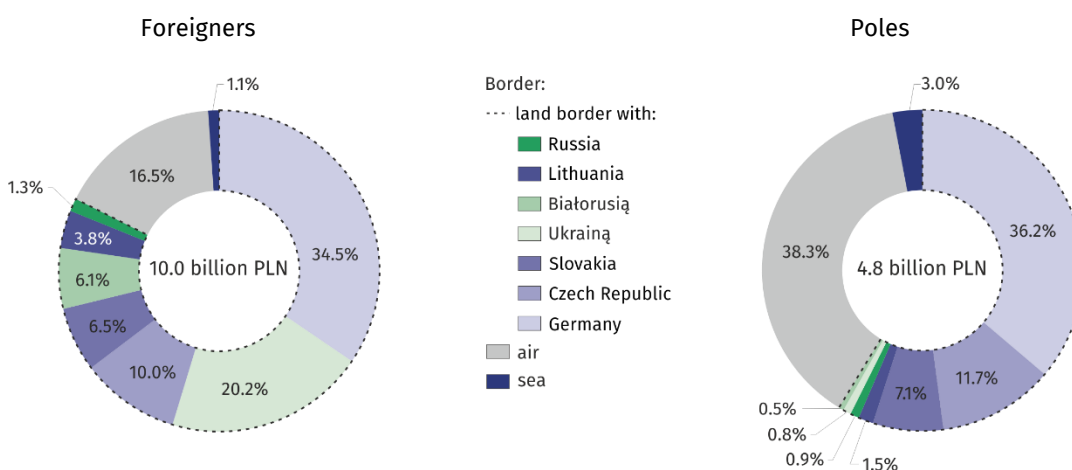
In the 4th quarter of 2018 expenses of foreigners amounted to PLN 10.0 billion, while Poles – PLN 4.8 billion and in relation to 4th quarter of 2017 were respectively higher by 5.1% and 9.6%. Compared to the previous quarter, expenses both for foreigners and Poles, were lower by 19.3% and 36.0% respectively.

In the structure of expenses incurred in Poland by foreigners crossing the land border in the 4th quarter of 2018, the largest share constituted expenses of persons crossing the border with Germany (41.8%), followed by Ukraine (24.5%), the Czech Republic (12.1%), Slovakia (7.9%), Belarus (7.4%), Lithuania (4.6%) and Russia (1.6%).

In the case of the residents of Poland crossing the land border of the country, the highest expenses abroad were incurred by persons crossing the border with Germany (61.7% of the total expenses of Poles crossing the land border of Poland in the 4th quarter of 2018), followed by the Czech Republic (19.9%), Slovakia (12.1%), Lithuania (2.6%), Russia and Ukraine (both 1.4%), and Belarus (0.9%).

In the 4th quarter of 2018 estimated value of purchased goods and services was higher than last year:
 - foreigners by 5.1%
 - Poles by 9.6%

Chart 1. Structure of expenses made by foreigners in Poland and Poles abroad in the 4th quarter of 2018



Differences in expenses, also in terms of the assortment structure of products, were observed on individual sections of the border both among foreigners as well as Poles. It is associated with the way of travelling, destination, length of stay and profitability of shopping abroad, among other things.

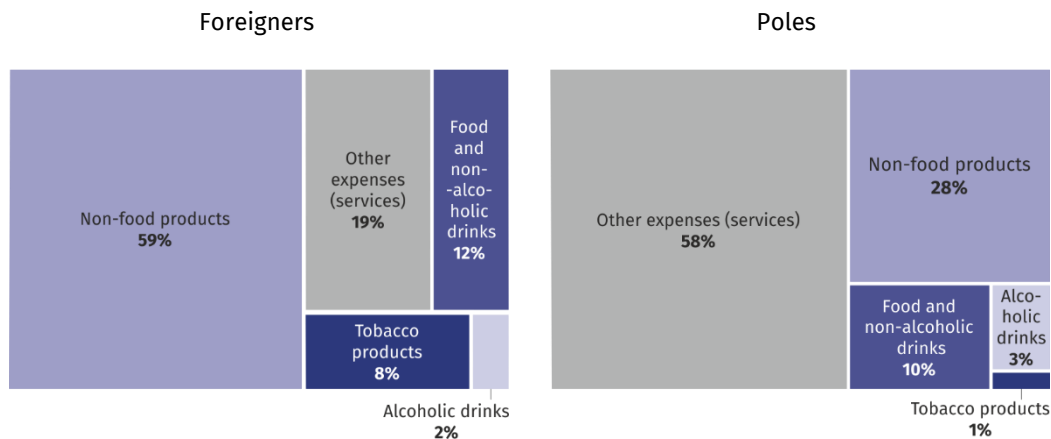
Table 1. Border traffic and expenses of foreigners in Poland and Poles abroad in the 4th quarter of 2018

Border	Border traffic ^a				Expenses				Average expenses ^b			
	foreigners		Poles		foreigners		Poles		foreigners		Poles	
	million persons	4 th qr. 2017 =100	million persons	4 th qr. 2017 =100	million PLN	4 th qr. 2017 =100	million PLN	4 th qr. 2017 =100	PLN	4 th qr. 2017 =100	PLN	4 th qr. 2017 =100
TOTAL	40.8	101.8	28.6	104.0	10 028.0	105.1	4 778.3	109.6	498	102.9	339	104.6
land	37.0	101.1	23.0	102.4	8 265.1	103.4	2 804.2	105.2	451	101.9	246	101.9
EU's external	7.4	93.9	0.9	93.8	2 769.1	96.8	102.9	97.1	733	101.9	220	103.6
with: Russia	0.5	86.7	0.3	96.2	133.5	95.9	40.0	96.6	516	110.7	268	100.4
Belarus	2.0	95.7	0.2	104.1	614.5	99.2	24.2	104.9	660	103.5	198	100.3
Ukraine	4.9	94.1	0.4	86.8	2 021.1	96.1	38.7	93.3	782	100.6	196	107.7
EU's internal	29.6	103.0	22.1	102.8	5 496.0	107.1	2 701.3	105.6	378	103.7	247	101.8
with: Lithuania	1.5	101.2	0.7	104.5	380.8	105.3	73.4	102.9	511	101.6	202	100.8
Slovakia	5.0	101.6	3.7	102.4	654.7	107.5	338.5	104.8	263	106.2	188	101.1
Czech Republic	6.8	102.6	6.3	102.4	1 001.8	108.6	558.3	104.5	298	105.2	176	101.3
Germany	16.2	103.8	11.4	103.1	3 458.7	106.7	1 731.2	106.2	435	102.7	310	102.0
sea	0.2	99.4	0.3	99.6	109.2	101.2	143.0	99.3	1 568	101.6	1 047	99.9
air	3.7	109.5	5.4	111.6	1 653.8	115.3	1 831.1	117.9	943	104.1	717	104.8

^a From and to Poland. ^b Per one person during a single trip.

Foreigners crossing the external land border of the EU on the territory of Poland in the 4th quarter of 2018 incurred 84.2% of their expenses for the purchase of non-food products, 11.9% on food and non-alcoholic drinks and 3.7% on other expenses (services). With regard to non-food products, foreigners showed the greatest interest in materials for construction, renovation and maintenance of the apartment or house (23.3% of expenses on non-food products), home electronics and appliances (19.6%) and parts and accessories for means of transport (12.3%).

Chart 2. Structure of expenses of foreigners in Poland and Poles abroad by assortment groups in the 4th quarter of 2018



Residents of Poland crossing the external land border of the EU in Poland in the 4th quarter of 2018 spent majority of their expenses (62.8%) on the purchase of non-food products, mainly for the purchase of fuel. Other expenses (services) constituted a significant share in the structure of expenses made by Poles crossing the external border – 13.5%, while food and soft drinks – 5.7%.

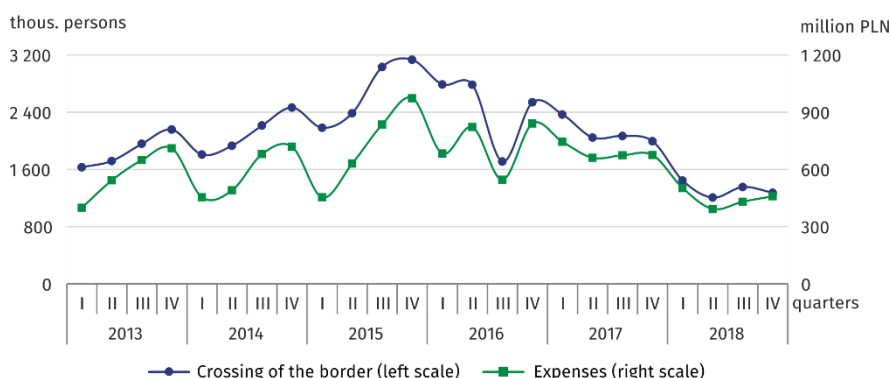
Foreigners crossing the internal border of the EU in the 4th quarter of 2018 incurred majority of their expenses on non-food products – 56.2%, followed by other expenses (services) – 14.2% and also 13.4% of their expenses on food and non-alcoholic drinks. Among residents of Poland crossing this border, a significant share in the structure of expenses incurred abroad constituted other expenses (services) – 44.7%, non-food products – 37.2% and food and non-alcoholic drinks 13.6%.

Local border traffic

In 2018 on the Polish-Ukrainian border as part of local border traffic (MRG) 5.3 million of clearances of foreigners were recorded, i.e. by 37.7% less than in 2017. As part of local border traffic (LBT) 1.3 million clearances (from Poland to Poland) were recorded on the Polish-Ukrainian border in the 4th quarter of 2018, which constituted 26.1% of the total crossings of this section of the border by foreigners. In comparison to the same period of the previous year and the 3th quarter of 2018, the number of border crossings within the LBT was lower (by 36.1% and 5.9% respectively)¹.

In 2018 as part of local border traffic (MRG) 5.3 million of clearances of foreigners were recorded – 26.9% of the total crossings of Polish-Ukrainian border by foreigners

Chart 3. Local border traffic of foreigners on the Polish-Ukrainian border



In the 4th quarter of 2018 local border traffic accounted for 26.1% of all crossings of the Polish-Ukrainian border by foreigners

Estimated value of expenses incurred in Poland by foreigners crossing the Polish-Ukrainian border as a part of LBT in 2018 amounted to PLN 1.8 billion, i.e. by 34.7% less than in 2017. Esti-

¹ The obligation to hold a visa for citizens of Ukraine traveling to the EU was abolished on June 11, 2017.

mated value of expenses as a part of LBT in 4th quarter of 2018 amounted to PLN 459.3 million, which accounted for 22.7% of the total expenses of foreigners crossing the Polish-Ukrainian border. These expenses were lower by 31.9% as compared to the corresponding period of the previous year.

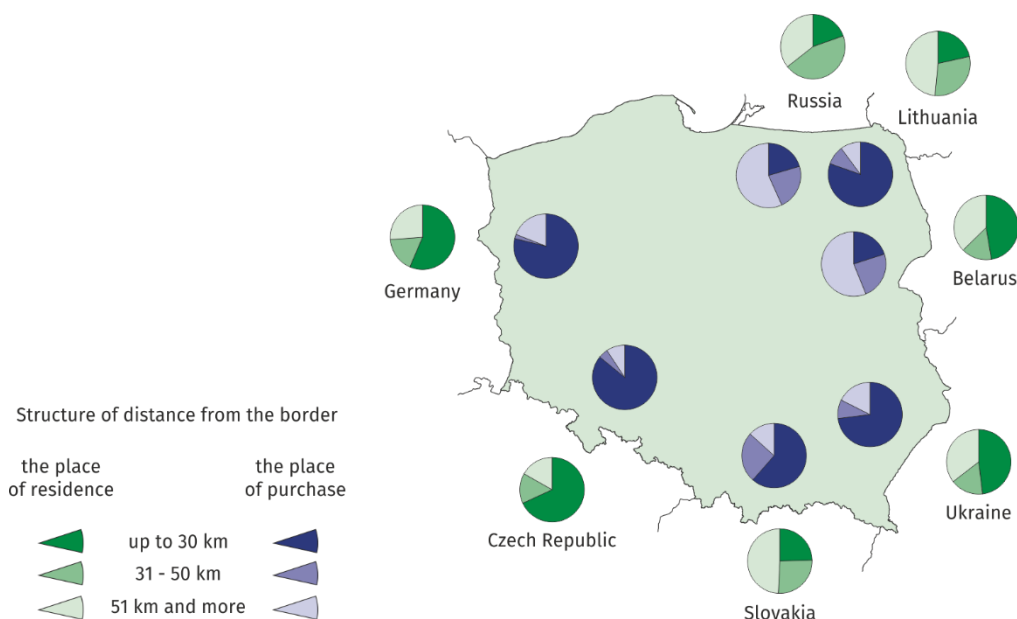
Average expenses incurred in Poland by a foreigner crossing the Polish-Ukrainian border as a part of LBT in the 4th quarter of 2018 amounted to PLN 720 while in the previous quarter – PLN 644 and a year before – PLN 676.

Delimitation of the land border impact area

Surveys conducted in the 4th quarter of 2018 show that both foreigners and Poles crossing the Polish land border were mostly residents of the villages located at a distance of 50 km from the border – 69.5% of foreigners and 70.4% of Poles, with 50.7% of foreigners and 56.6% of Poles living in the area up to 30 km from the border.

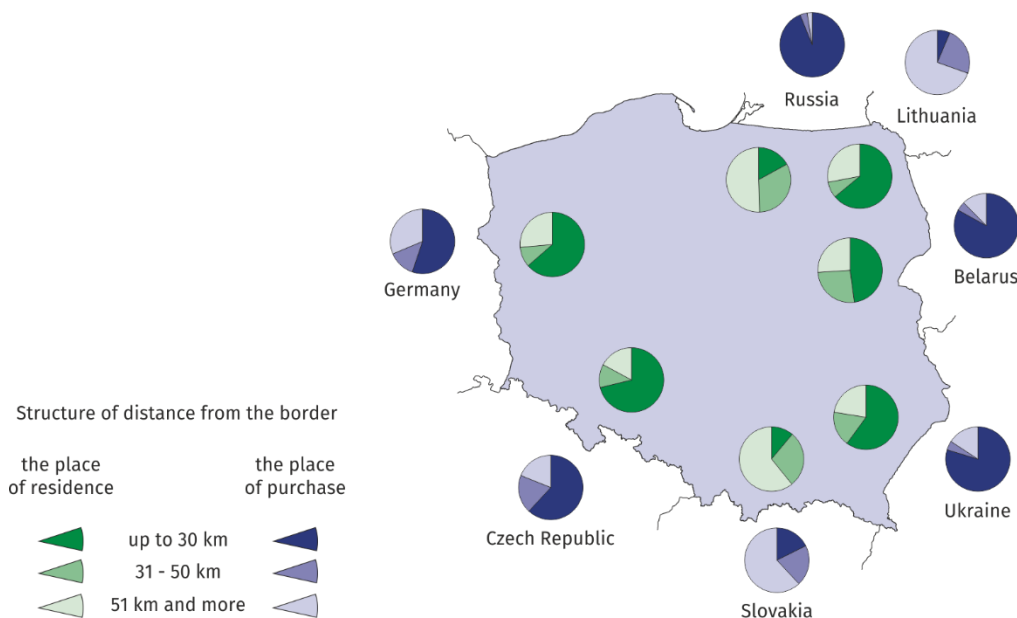
In the 4th quarter of 2018, both foreigners and Poles crossing Polish land border were most often residents of places located within 50 km from the border

Map 2. Range of impact of the border on the basis of crossing the sections of the border by foreigners in the 4th quarter of 2018



As to the external border of the European Union on the territory of Poland – 64.1% of foreigners and 67.7% of Poles crossing the Polish land border lived at the distance of up to 50 km from the border, and in the case of the internal border of the European Union – 70.9% and 70.6% respectively.

Map 3. Range of impact of the border on the basis of crossing the sections of the border by Poles in the 4th quarter of 2018



In the 4th quarter of 2018 the majority of both foreigners and Poles crossing Polish land border made purchases within 50 km from the border

The largest number of surveyed foreigners made a purchase at the distance of up to 50 km from the border. In the case of the external border of the European Union on the territory of Poland it was 70.0% of those crossing the border, and in the case of the internal border of the EU – 84.6%. The share of Poles making a purchase at the distance of up to 50 km from the external border of the EU amounted to 89.4% of those crossing the border and in the case of the internal border of the EU – 65.0%.

Methodological notes

1. Presented information was developed on the basis of the survey results of "Trips made by non-residents to Poland. The movement of vehicles and persons at the Polish border with the countries of the European Union" and "Participation of residents of Poland in trips" included in the program of statistical surveys of official statistics. The survey methodology has been prepared by the Statistics Poland, Statistical Office in Rzeszów in cooperation with the National Bank of Poland and the Ministry of Sport and Tourism. Since 2014 the surveys conducted jointly by these institutions are the result of the integration of several surveys (including „The survey of goods and services turnover at the external land border of European Union on the territory of Poland”).
2. The survey on trips made by foreigners (non-residents) to Poland and the movement of vehicles and persons at the Polish border with the countries of the European Union is conducted in an environment of selected border crossings with passenger traffic movement (including airports and seaports). It is conducted each quarter on randomly selected days. The survey of trips made by foreigners (non-residents) includes those leaving Poland by internal and external border of EU on the territory of Poland. Persons who have been living in Poland for over one year are not covered by the survey (with the exception of those traveling for educational and health purposes). Data on expenses incurred by foreigners (non-residents) in Poland include goods purchased in Poland for re-sale in the country of foreigner. The survey of border traffic (in both directions - from Poland and Poland) covers persons and vehicles crossing the Polish border with the European Union at selected border crossings.
3. Survey on the participation of Poles (residents) in trips is conducted in households on a quarterly basis (in the month following the quarter) by a direct interview. The survey does not cover persons staying abroad for more than one year (with the exception of those traveling for educational and health purposes). The presented data on expenses incurred abroad by residents include expenses financed only from own funds (expenses financed by workplace and other individuals and institutions are not included) and also goods purchased abroad for resale in Poland.
4. Data on border traffic at the external border of the EU on the territory of Poland come from the Border Guard Main Headquarters and concern the number of crossings of the border – a person crossing the border several times is counted as many times as he/she crosses this border. Data cover all border crossings (road, rail and river).
5. The Agreement on small border traffic with Russia since 4 July 2016 has remained suspended.
6. Due to rounding the sums of the figures may differ from the figure "total" in some cases. Relative numbers (indicators, percentages) were calculated on the basis of absolute data expressed with more accuracy than it was given in the report. These numbers are correct in terms of content.
7. The data presented are preliminary.

Prepared by:
Statistical Office in Rzeszów
The Centre of Transborder Areas Surveys
and Statistics for Euroregions
Wiesława Magryś
Tel: +48 17 853 52 10
e-mail: w.magrys@stat.gov.pl

Issued by:
The Spokesperson for the President
of the Statistic Poland
Karolina Dawidziuk
Tel: +48 22 608 3475, +48 22 608 3009
e-mail: rzecznik@stat.gov.pl

Press Office

tel.: +48 22 608 34 91, +48 22 608 38 04

fax: +48 22 608 38 86

e-mail: obslugaprasowa@stat.gov.pl



www.stat.gov.pl/en/



@GUS_STAT



@GlownyUrzadStatystyczny

Related information

[Border traffic and expenses made by foreigners in Poland and Poles abroad](#)

Terms used in official statistics

[Cross-border movement](#)

[Foreigners](#)

[Non-residents](#)

[Residents](#)

[Local border traffic](#)

[Border crossing point](#)