

# Border traffic and expenses made by foreigners in Poland and Poles abroad in the 1<sup>st</sup> quarter of 2019

24.06.2019 r.

 **3.1%**

The increase in the number of crossings of the Polish border in the 1<sup>st</sup> quarter of 2019 compared to the 1<sup>st</sup> quarter of 2018

In the 1<sup>st</sup> quarter of 2019 the estimated number of crossings of the Polish border amounted to 65.5 million persons, of which 39.2 million (59.9%) were made by foreigners (non-residents) and 26.2 million (40.1%) by Poles (residents).

In the 1<sup>st</sup> quarter of 2019 border traffic (from and to Poland) was higher than in the 1<sup>st</sup> quarter of the previous year by 2.0 million crossings.

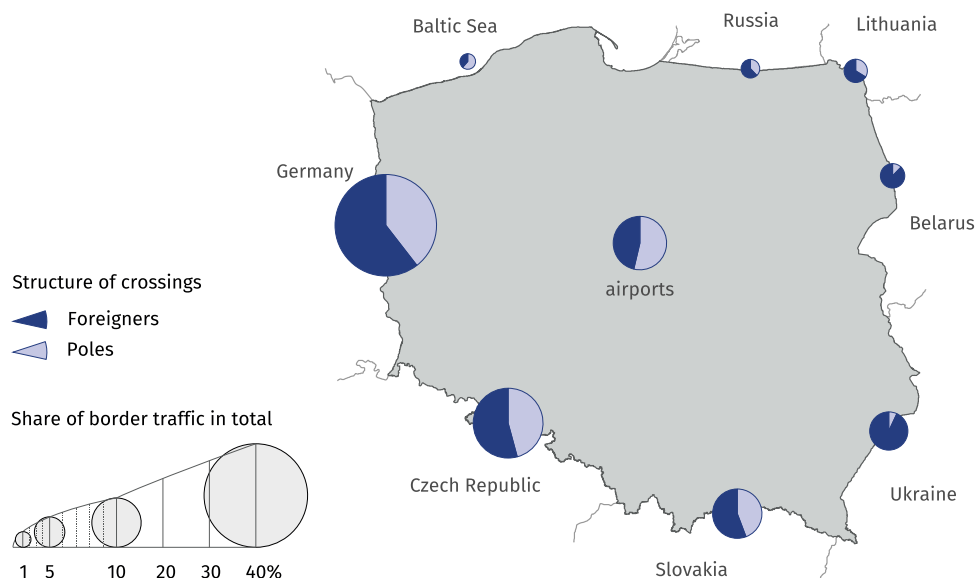
In the 1<sup>st</sup> quarter of 2019 the estimated number of crossings of the Polish border was higher than in a previous year:

- foreigners by 2.4%,
- Poles by 4.2%

In relation to the 1<sup>st</sup> quarter of 2018, the number of crossings of both foreigners and Poles was higher by 0.9 and 1.1 million respectively.

In the 1<sup>st</sup> quarter of 2019 approximately 75.0% of all crossings related to the land border of Poland with the European Union countries, 13.2% to airports, 11.3% to the external land border of the European Union (EU) and 0.6% to the sea border.

**Map 1. Border traffic of people (from and to Poland) by sections of the border in the 1<sup>st</sup> quarter of 2019**



The highest number of persons crossed the Polish land border on the section with Germany (46.3% of all crossings of the Polish land border in the 1<sup>st</sup> quarter of 2019), followed by the border with Czech Republic (25.4%), Slovakia (12.1%), Ukraine (8.2%), Belarus (3.4%), Lithuania (3.2%) and Russia (1.4%).

Citizens of a neighbouring country predominated among the foreigners crossing individual sections of the Polish land border, for example, on the border with Ukraine – Ukrainian citizens (97.2%), on the border with Russia – Russian citizens (91.9%), and on the border with Belarus – Belarusian citizens (89.3%).

## Expenses of foreigners in Poland and Poles abroad

The estimated value of goods and services purchased in Poland by foreigners in 1<sup>st</sup> quarter of 2019 amounted to 9.8 billion PLN, and the expenses incurred abroad by Poles (residents) to – 4.8 billion PLN. Compared to the corresponding period of 2018, the expenses made by

In the 1<sup>st</sup> quarter of 2019, the estimated value of purchased goods and services was higher than a year before:

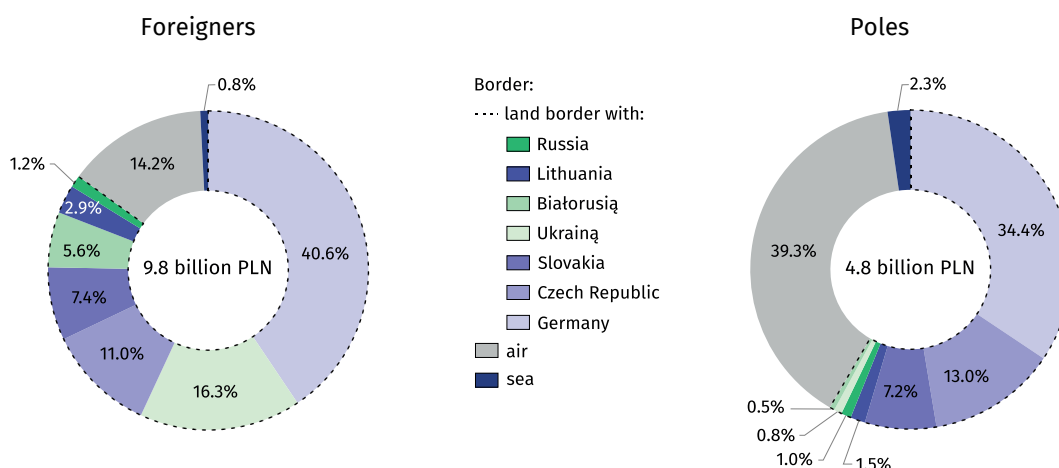
- foreigners in Poland by 3.0%,
- Poles abroad by 11.3%

foreigners and Poles were higher by 3.0% and 11.3% respectively. In relation to the previous quarter, expenses of both foreigners and Poles were lower by 2.2% and 0.5% respectively.

In the structure of expenses incurred in Poland by foreigners, who in the 1<sup>st</sup> quarter of 2019 crossed the land border, the largest share had expenses of persons crossing the border with Germany (47.7%), then with Ukraine (19.2%), the Czech Republic (12.9%), Slovakia (8.7%), Belarus (6.6%), Lithuania (3.4%) and Russia (1.5%).

In the case of residents of Poland crossing the land border of the country, the highest expenses were incurred by persons crossing the border with Germany (59.1% of the total expenses of Poles crossing the Polish land border in the 1<sup>st</sup> quarter of 2019), then with the Czech Republic (22.2%), Slovakia (12.3%), Lithuania (2.5%), Russia (1.7%), Ukraine (1.4%), and Belarus (0.8%).

**Chart 1. Structure of expenses made by foreigners in Poland and Poles abroad in the 1<sup>st</sup> quarter of 2019**



Differences in expenses, also in terms of the structure of products, were observed on individual sections of the border, both among foreigners as well as Poles. It is associated with the way of travelling, destination, length of stay and profitability of shopping abroad, among other things.

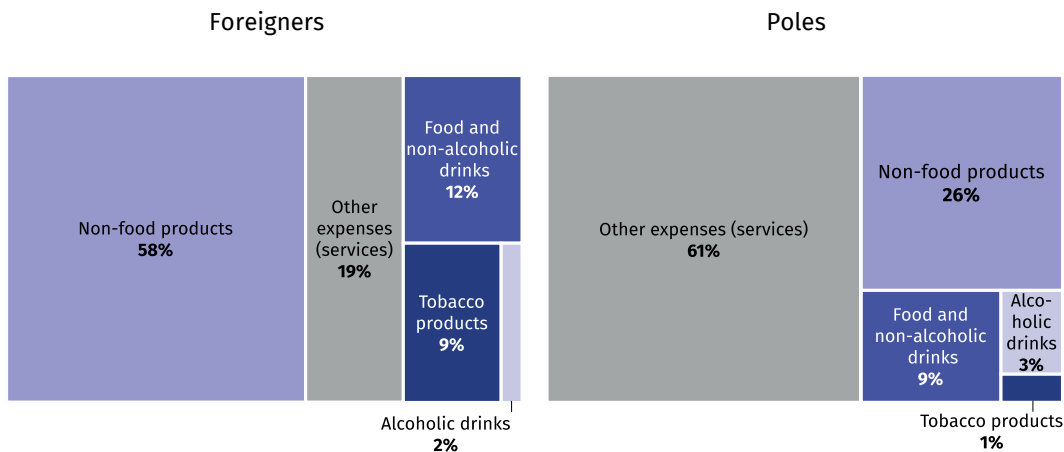
**Table 1. Border traffic and expenses of foreigners in Poland and Poles abroad in the 1<sup>st</sup> quarter of 2019**

Border	Border traffic <sup>1</sup>				Expenses				Average expenses <sup>2</sup>			
	foreigners		Poles		foreigners		Poles		foreigners		Poles	
	million persons	1 <sup>st</sup> qr. 2018 =100	million persons	1 <sup>st</sup> qr. 2018 =100	million PLN	1 <sup>st</sup> qr. 2018 =100	million PLN	1 <sup>st</sup> qr. 2018 =100	PLN	1 <sup>st</sup> qr. 2018 =100	PLN	1 <sup>st</sup> qr. 2018 =100
<b>TOTAL</b>	<b>39.2</b>	<b>102.4</b>	<b>26.2</b>	<b>104.2</b>	<b>9 803.3</b>	<b>103.0</b>	<b>4 752.8</b>	<b>111.3</b>	<b>503</b>	<b>100.5</b>	<b>364</b>	<b>106.5</b>
land	35.1	101.6	21.4	102.6	8 338.4	102.1	2 772.0	104.4	477	100.5	258	101.6
EU's external	6.5	98.0	0.9	91.8	2 272.4	100.1	107.0	94.7	729	102.9	247	102.9
with: Russia	0.5	91.3	0.3	93.5	121.5	94.7	46.9	94.9	494	104.3	312	101.6
Belarus	1.7	95.2	0.2	104.7	551.9	97.4	21.9	105.9	636	96.2	185	100.2
Ukraine	4.3	99.9	0.3	82.8	1 599.0	101.5	38.1	89.0	799	105.3	231	107.2
Incl. MRG	1.1	76.0	-	x	355.3	70.8	-	x	648	93.2	-	x
EU's internal	28.6	102.4	20.5	103.2	6 066.0	102.9	2 665.0	104.9	423	100.3	258	101.5
with: Lithuania	1.2	102.1	0.6	102.3	281.8	105.4	69.9	102.0	477	101.9	230	101.0
Slovakia	3.8	103.0	3.0	104.0	725.6	102.4	341.7	104.0	385	100.1	228	100.7
Czech Republic	7.8	102.1	6.6	102.5	1 079.2	103.2	615.8	105.4	279	101.7	186	103.1
Germany	15.8	102.5	10.3	103.4	3 979.3	102.7	1 637.6	105.0	497	99.6	314	100.8
sea	0.1	111.4	0.2	105.4	78.3	116.0	110.5	102.5	993	100.0	1 022	98.6
air	4.0	109.4	4.6	112.1	1 386.6	107.6	1 870.3	124.1	720	97.3	853	109.3

<sup>1</sup> From and to Poland. <sup>2</sup> Per one person during a single trip.

Foreigners crossing the external land border of the EU on the territory of Poland in the 1<sup>st</sup> quarter of 2019 incurred approximately 81.9% of their expenses for the purchase of non-food products, approximately 13.7% on food and non-alcoholic drinks and 4.1% on other expenses (services).

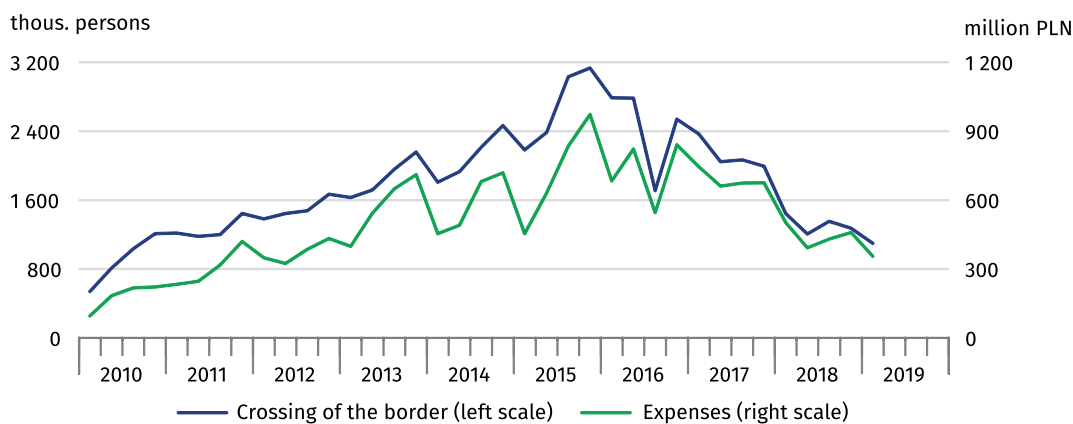
**Chart 2. Structure of expenses of foreigners in Poland and Poles abroad by assortment groups in the 1<sup>st</sup> quarter of 2019**



Residents of Poland crossing the external land border of the EU in Poland in the 1<sup>st</sup> quarter of 2019 spent the majority of their expenses (67.3%) on the purchase of non-food products. Other expenses (services) constituted a significant share in the structure of expenses made by Poles crossing the external border – 9.3%, while food and non-alcoholic drinks – 6.5%.

Foreigners crossing the internal border of the EU in the 1<sup>st</sup> quarter of 2019 incurred the largest expenses on non-food products – 57.9%, followed by other expenses (services) 14.1% and food and non-alcoholic drinks - 11.8%. Among residents of Poland crossing this border, a significant share in the structure of expenses incurred abroad was constituted by other expenses (services) – 47.0% and non-food products – 35.9%, whereas food and non-alcoholic drinks 12.9% of their expenses.

**Chart 3. Local border traffic of foreigners on the Polish-Ukrainian border<sup>1</sup>**



<sup>1</sup> The obligation to hold a visa for citizens of Ukraine traveling to the EU was abolished on June 11, 2017.

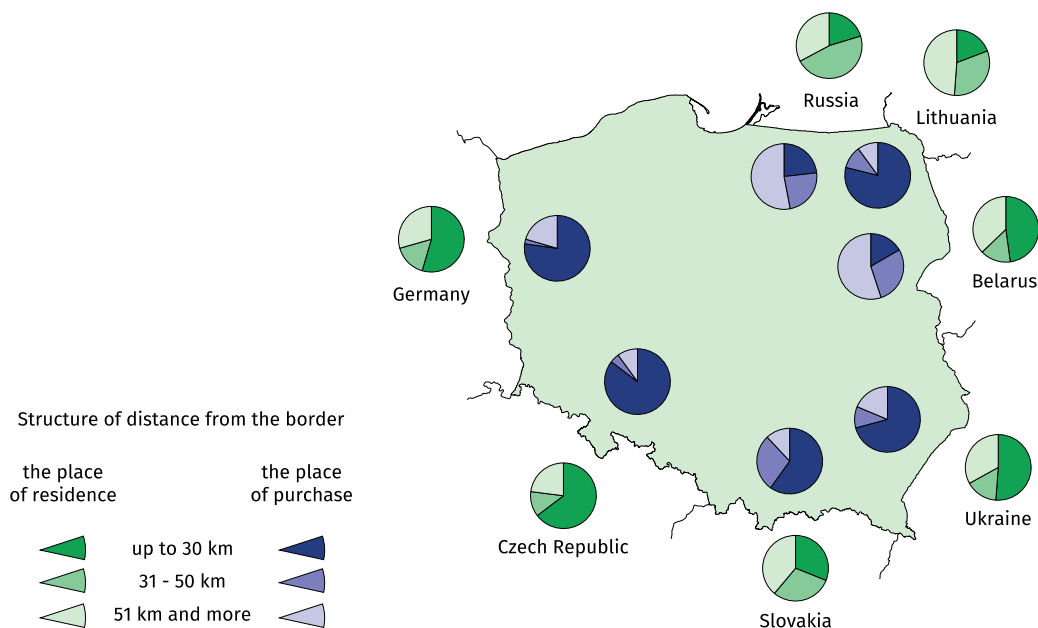
### Delimitation of the border area

Surveys conducted in the 1<sup>st</sup> quarter of 2019 show that both foreigners and Poles crossing the Polish land border were mostly residents of the villages located at a distance of 50 km from the border – 69.5% of foreigners and 69.1% of Poles, with 51.8% of foreigners and 56.1% of Poles living in the area up to 30 km from the border.

In the 1<sup>st</sup> quarter of 2019 local border traffic accounted for 25.3% of all crossings of the Polish-Ukrainian border

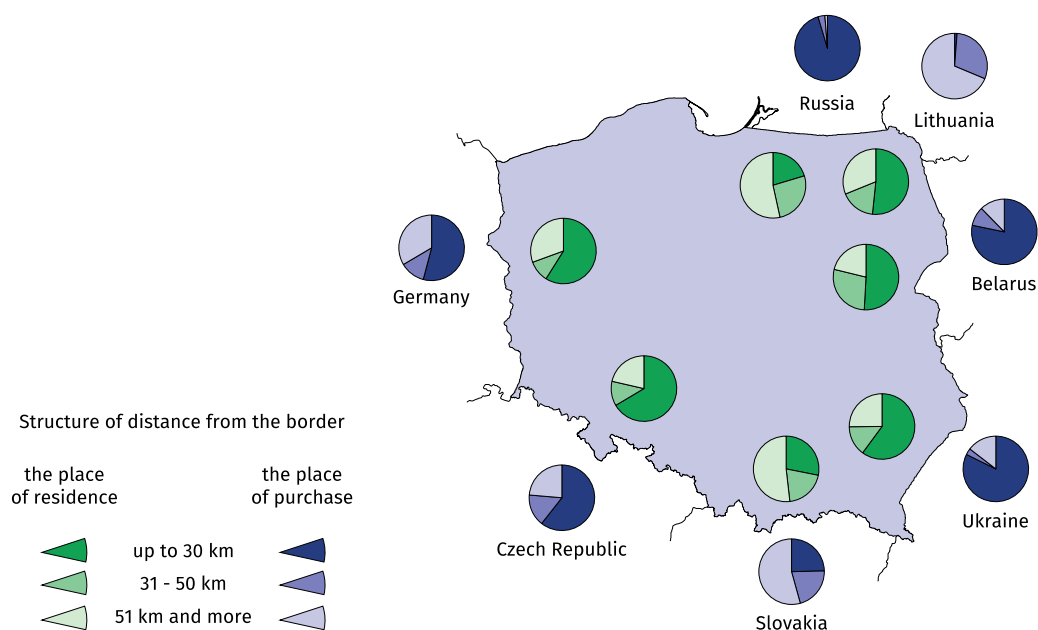
In the 1<sup>st</sup> quarter of 2019 both foreigners and Poles crossing the land border of Poland were most often inhabitants of towns located within 50 km from the border

**Map 2. Range of impact of the border on the basis of crossing the sections of the border by foreigners in the 1<sup>st</sup> quarter of 2019**



In the case of the external border of the European Union on Polish territory – 65.8% of foreigners and 66.1% of Poles crossing the Polish land border lived at the distance of up to 50 km from the border, and in the case of the internal border of the European Union – 70.3% and 69.3% respectively.

**Map 3. Range of impact of the border on the basis of crossing the sections of the border by Poles in the 1<sup>st</sup> quarter of 2019**



In the 1<sup>st</sup> quarter of 2019, the majority of both foreigners and Poles crossing Polish land border made purchases within 50 km from the border

The largest number of surveyed foreigners made a purchase at the distance of up to 50 km from the border. In the case of the external border of the European Union on Polish territory it was 68.6% of those crossing the border, and in the case of the internal border of the EU – 83.8%. The share of Poles making a purchase at the distance of up to 50 km from the external border of the EU amounted to 90.7% of those crossing the border and in the case of the internal border of the EU – 65.5%.

## Methodological notes

1. Presented information was developed on the basis of the survey results of "Trips made by non-residents to Poland. The movement of vehicles and persons at the Polish border with the countries of the European Union" and "Participation of residents of Poland in trips" included in the program of statistical surveys of official statistics. The survey methodology has been prepared by the Statistics Poland, Statistical Office in Rzeszów in cooperation with the National Bank of Poland and the Ministry of Sport and Tourism. Since 2014 the surveys conducted jointly by these institutions are the result of the integration of several surveys (including „The survey of goods and services turnover at the external land border of European Union on the territory of Poland”).
2. The survey on trips made by foreigners (non-residents) to Poland and the movement of vehicles and persons at the Polish border with the countries of the European Union is conducted in an environment of selected border crossings with passenger traffic movement (including airports and seaports). It is conducted each quarter on randomly selected days. The survey of trips made by foreigners (non-residents) includes those leaving Poland by internal and external border of EU on the territory of Poland. Persons who have been living in Poland for over one year are not covered by the survey (with the exception of those traveling for educational and health purposes). Data on expenses incurred by foreigners (non-residents) in Poland include goods purchased in Poland for re-sale in the country of foreigner. The survey of border traffic (in both directions - from Poland and Poland) covers persons and vehicles crossing the Polish border with the European Union at selected border crossings.
3. Survey on the participation of Poles (residents) in trips is conducted in households on a quarterly basis (in the month following the quarter) by a direct interview. The survey does not cover persons staying abroad for more than one year (with the exception of those traveling for educational and health purposes). The presented data on expenses incurred abroad by residents include expenses financed only from own funds (expenses financed by workplace and other individuals and institutions are not included) and also goods purchased abroad for resale in Poland.
4. Data on border traffic at the external border of the EU on the territory of Poland come from the Border Guard Main Headquarters and concern the number of crossings of the border – a person crossing the border several times is counted as many times as he/she crosses this border. Data cover all border crossings (road, rail and river).
5. The agreement between the Government of the Republic of Poland and the Cabinet of Ministers of Ukraine on the principles of local border traffic entered into force on 1 July 2009.
6. The agreement between the Government of the Republic of Poland and the Russian Federation on the principles of local border traffic entered into force on 27 July 2012, however, from 4 July 2016 it remains suspended.
7. Due to rounding the sums of the figures may differ from the figure "total" in some cases. Relative numbers (indicators, percentages) were calculated on the basis of absolute data expressed with more accuracy than it was given in the report. These numbers are correct in terms of content.
8. The data presented are preliminary.

Prepared by:  
**Statistical Office in Rzeszów**  
**The Centre of Transborder Areas Surveys**  
**and Statistics for Euroregions**  
**Wiesława Magryś**  
Tel: +48 17 853 52 10  
**e-mail: [w.magrys@stat.gov.pl](mailto:w.magrys@stat.gov.pl)**

Issued by:  
**The Spokesperson for the President**  
**of the Statistic Poland**  
**Karolina Dawidziuk**  
Tel: +48 22 608 3475, +48 22 608 3009  
**e-mail: [rzecznik@stat.gov.pl](mailto:rzecznik@stat.gov.pl)**

#### **Press Office**

Tel: +48 22 608 34 91, +48 22 608 38 04

**e-mail: [obslugaprasowa@stat.gov.pl](mailto:obslugaprasowa@stat.gov.pl)**



[www.stat.gov.pl/en/](http://www.stat.gov.pl/en/)



[@GUS\\_STAT](https://twitter.com/GUS_STAT)



[@GlownyUrzadStatystyczny](https://www.facebook.com/GlownyUrzadStatystyczny)

#### **Related information**

[Border traffic and expenses made by foreigners in Poland and Poles abroad](#)

#### **Terms used in official statistics**

[Cross-border movement](#)

[Foreigners](#)

[Non-residents](#)

[Residents](#)

[Local border traffic](#)

[Border crossing point](#)