

# Border traffic and expenses made by foreigners in Poland and Poles abroad in the 3<sup>rd</sup> quarter of 2019

23.12.2019

**↑ 3.1%**

The increase in the number of crossings of the Polish border in the 3<sup>rd</sup> quarter of 2019 in relation to the 3<sup>rd</sup> quarter of 2018

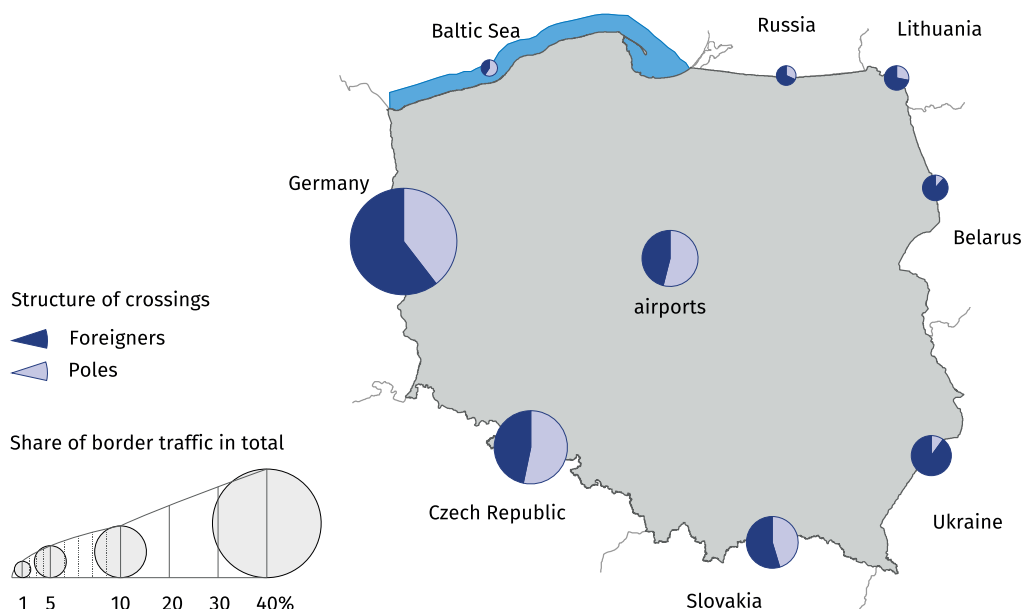
In the 3<sup>rd</sup> quarter of 2019 the estimated number of crossings of the Polish border amounted to 88.7 million, of which 50.8 million (57.2%) were foreigners (non-residents) and 37.9 million (42.8%) Poles (residents).

## Border traffic

In the 3<sup>rd</sup> quarter of 2019 border traffic (from and to Poland) was higher compared to the 3<sup>rd</sup> quarter of 2018 by 2.6 million crossings. In relation to the 3<sup>rd</sup> quarter of 2018, the number of crossings of the Polish border increased, both for foreigners and Poles by 1.5 million (3.1%) and 1.1 million (3.0%) respectively. Compared to the previous quarter, the number of crossings was also higher - for foreigners by 5.4%, for Poles by 20.0%.

Approximately 72.1% of all crossings in the 3<sup>rd</sup> quarter of 2019 concerned the land border of Poland with the European Union (EU) countries, 16.2% the border at airports, 10.9% the external land border of the European Union and 0.8% the sea border.

**Map 1. Border traffic of people (from and to Poland) by sections of the border in the 3<sup>rd</sup> quarter of 2019**



Foreigners dominated the structure of crossing the Polish border (57.2%)

The highest number of persons crossed the Polish land border on the section with Germany (46.1% of all crossings of the Polish land border in the 3<sup>rd</sup> quarter of 2019), followed by the border with Czech Republic (23.4%), Slovakia (14.2%), Ukraine (8.4%), Belarus (3.4%), Lithuania (3.2%) and Russia (1.3%).

Among the foreigners crossing individual sections of the land border of Poland, the citizens of the neighboring country prevailed, for example: on the border with Ukraine - citizens of Ukraine (95.7%), on the border with Russia - Russian citizens (85.1%), and on the border with Belarus - Belarusian citizens (83.3%).

## Expenses of foreigners in Poland and Poles abroad

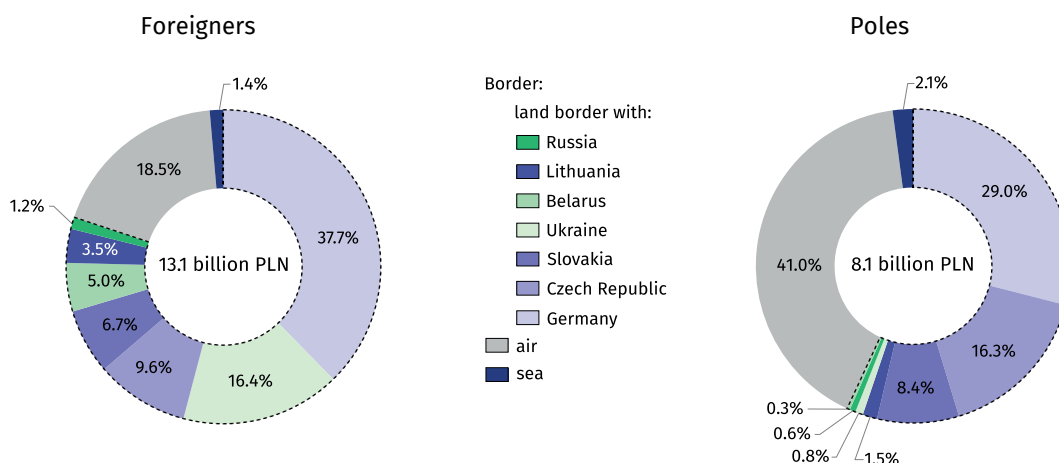
Estimated value of goods and services purchased in Poland by foreigners in the 3<sup>rd</sup> quarter of 2019 amounted to PLN 13.1 billion, and the expenses incurred abroad by Poles to – 8.1 billion PLN. In relation to the corresponding period of 2018 expenses of both for foreigners and Poles, were higher by 5.3% and 8.5%, respectively. In relation to the previous quarter expenses of both for foreigners and Poles, were higher by 9.5% and 49.5%, respectively.

In the structure of expenses incurred in Poland by foreigners crossing the land border in the 3<sup>rd</sup> quarter of 2019, the largest share constituted expenses of persons crossing the border with Germany (47.1%), followed by Ukraine (20.4%), the Czech Republic (12.0%), Slovakia (8.4%), Belarus (6.2%), Lithuania (4.3%) and Russia (1.5%).

In the case of the residents of Poland crossing the land border of the country, the highest expenses abroad were incurred by persons crossing the border with Germany (50.9% of the total expenses of Poles crossing the land border of Poland in the 3<sup>rd</sup> quarter of 2019), followed by the Czech Republic (28.6%), Slovakia (14.8%), Lithuania (2.6%), Ukraine (1.4%), Russia (1.2%) and Belarus (0.6%).

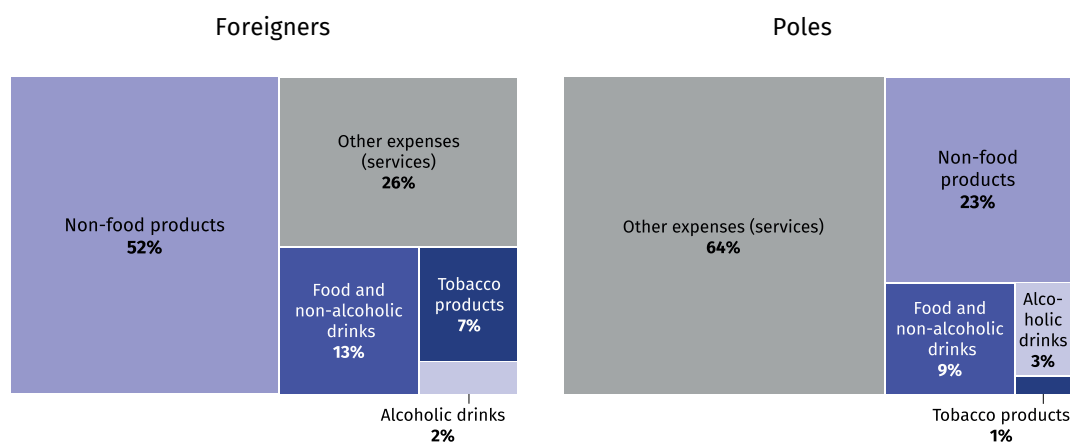
In the 3<sup>rd</sup> quarter of 2019 estimated values of goods and services purchased by foreigners in Poland as well as goods and services purchased by Poles abroad were higher than in the 3<sup>rd</sup> quarter of 2018.

**Chart 1. Structure of expenses made by foreigners in Poland and Poles abroad in the 3<sup>rd</sup> quarter of 2019**



Foreigners crossing the external land border of the EU on the territory of Poland in the 3<sup>rd</sup> quarter of 2019 incurred 84.4% of their expenses for the purchase of non-food products, 12.1% on food and non-alcoholic drinks and 6.3% on other expenses (services).

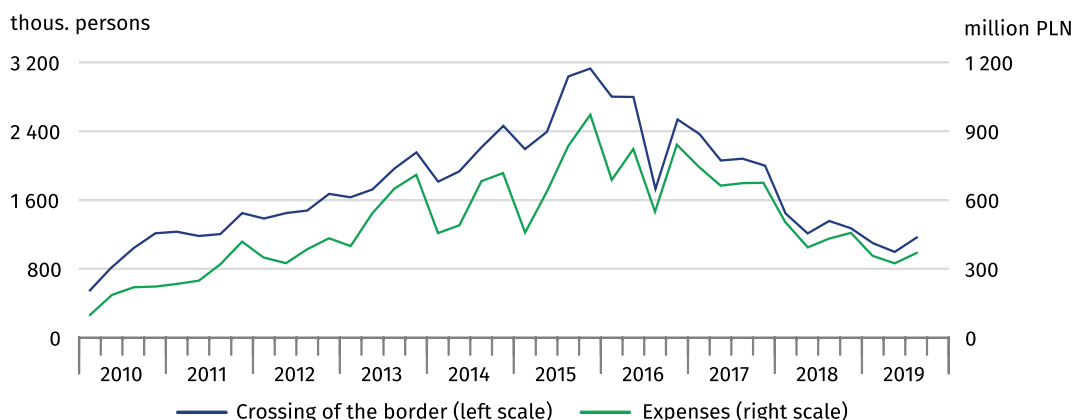
**Chart 2. Structure of expenses of foreigners in Poland and Poles abroad by assortment groups in the 3<sup>rd</sup> quarter of 2019**



Residents of Poland crossing the external land border of the EU in Poland in the 3<sup>rd</sup> quarter of 2019 spent majority of their expenses (59.3%) on the purchase of non-food products, mainly for the purchase of fuel. Other expenses (services) constituted a significant share in the structure of expenses made by Poles crossing the external border – 15.9%, while food and soft drinks – 7.1%.

Foreigners crossing the internal border of the EU in the 3<sup>rd</sup> quarter of 2019 incurred majority of their expenses on non-food products – 51.8%, followed by other expenses (services) 21.0% and also 13.4% of their expenses on food and non-alcoholic drinks. Among residents of Poland crossing this border, a significant share in the structure of expenses incurred abroad constituted other expenses (services) – 54.4%, non-food products – 30.2% and non-alcoholic drinks 11.1%.

**Chart 3. Local border traffic of foreigners on the Polish-Ukrainian border**



In the 3<sup>rd</sup> quarter of 2019 local border traffic accounted for 20.6% of all crossings of the Polish-Ukrainian border by foreigners

Differences in expenses, also in terms of the assortment structure of products, were observed on individual sections of the border both among foreigners as well as Poles. It is associated with the way of travelling, destination, length of stay and profitability of shopping abroad, among other things.

**Table 1. Border traffic and expenses of foreigners in Poland and Poles abroad in the 3<sup>rd</sup> quarter of 2019**

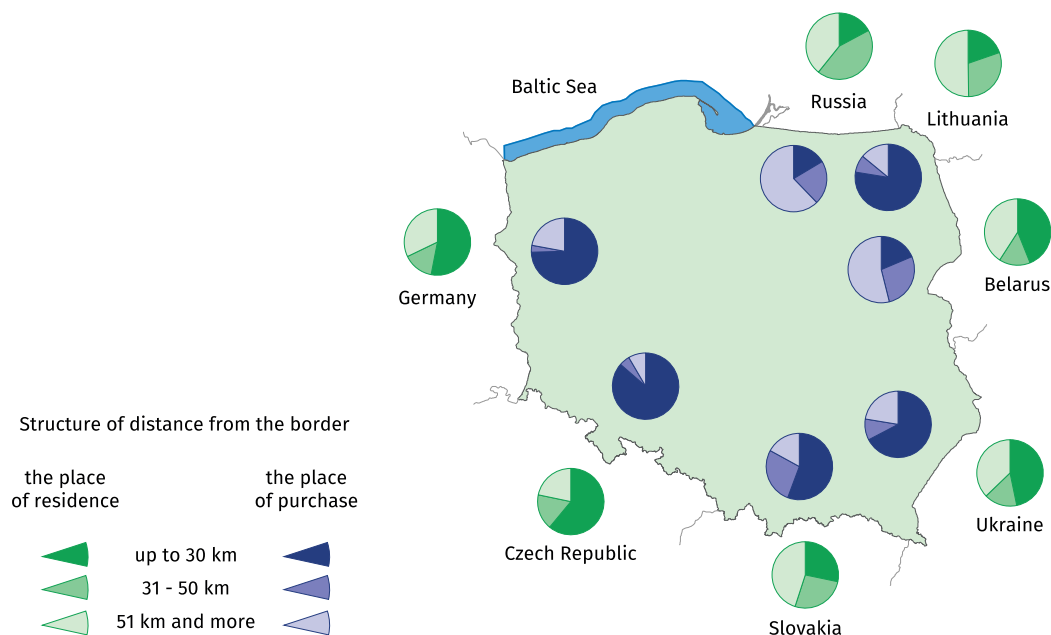
Border	Border traffic <sup>1</sup>				Expenses				Average expenses <sup>2</sup>			
	foreigners		Poles		foreigners		Poles		foreigners		Poles	
	million persons	3 <sup>rd</sup> qr. 2018 =100	million persons	3 <sup>rd</sup> qr. 2018 =100	million PLN	3 <sup>rd</sup> qr. 2018 =100	million PLN	3 <sup>rd</sup> qr. 2018 =100	PLN	3 <sup>rd</sup> qr. 2018 =100	PLN	3 <sup>rd</sup> qr. 2018 =100
<b>TOTAL</b>	<b>50.8</b>	<b>103.1</b>	<b>37.9</b>	<b>103.0</b>	<b>13080.3</b>	<b>105.3</b>	<b>8098.6</b>	<b>108.5</b>	<b>523</b>	<b>102.4</b>	<b>435</b>	<b>104.8</b>
land	44.7	102.9	29.0	101.9	10467.7	103.7	4611.2	104.9	474	101.1	321	102.4
EU's external	8.5	100.0	1.2	98.0	2949.7	103.3	147.0	99.5	693	101.2	245	101.6
with: Russia	0.7	105.6	0.3	93.2	160.0	107.1	53.6	95.1	489	101.1	352	102.2
Belarus	2.2	100.1	0.3	106.0	649.1	98.7	27.3	106.9	571	93.1	192	100.2
Ukraine	5.6	99.4	0,6	97.1	2140.5	104.5	66.1	100.3	767	104.4	216	103.8
Incl. MRG <sup>3</sup>	1.2	85.3	-	x	366.3	85.0	-	x	635	98.6	-	x
EU's internal	36.2	103.6	27.8	102.0	7518.0	103.9	4464.2	105.1	421	101.2	324	102.3
with: Lithuania	1.7	102.8	0.7	104.9	452.9	103.4	118.9	103.2	546	102.0	318	99.5
Slovakia	5.8	102.3	4.7	100.6	879.1	103.1	680.2	103.7	305	101.4	295	102.3
Czech Republic	8.1	103.4	9.1	102.7	1255.9	103.7	1318.0	102.8	319	101.2	292	99.9
Germany	20.7	104.1	13.3	102.0	4930.1	104.1	2347.0	107.0	483	100.9	356	103.9
sea	0.3	99.9	0.4	100.0	186.5	100.6	168.2	97.0	1047	101.2	822	96.6
air	5.8	105.0	8.6	107.2	2426.1	113.0	3319.2	114.7	893	107.3	823	106.4

<sup>1</sup> From and to Poland. <sup>2</sup> Per one person during a single trip. <sup>3</sup> Local border traffic.

### Delimitation of the land border impact area

Surveys conducted in the 3<sup>rd</sup> quarter of 2019 show that both foreigners and Poles crossing the Polish land border were mostly residents of the villages located at a distance of 50 km from the border – 66.2% of foreigners and 68.4% of Poles, with 48.2% of foreigners and 56.7% of Poles living in the area up to 30 km from the border.

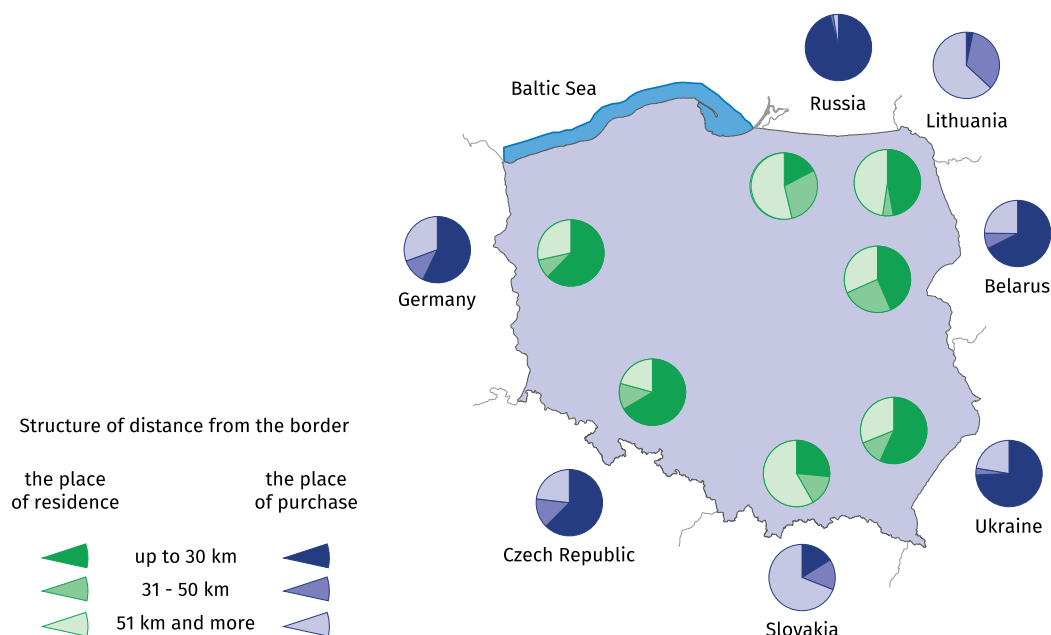
**Map 2. Range of impact of the border on the basis of crossing the sections of the border by foreigners in the 3<sup>rd</sup> quarter of 2019**



In the 3<sup>rd</sup> quarter of 2019, both foreigners and Poles crossing Polish land border were most often residents of places located within 50 km from the border

As to the external border of the European Union on the territory of Poland – 61.7% of foreigners and 63.0% of Poles crossing the Polish land border lived at the distance of up to 50 km from the border, and in the case of the internal border of the European Union – 67.2% and 68.6% respectively.

**Map 3. Range of impact of the border on the basis of crossing the sections of the border by Poles in the 3<sup>rd</sup> quarter of 2019**



In the 3<sup>rd</sup> quarter of 2019 the majority of both foreigners and Poles crossing Polish land border made purchases within 50 km from the border

The largest number of surveyed foreigners made a purchase at the distance of up to 50 km from the border. In the case of the external border of the European Union on the territory of Poland it was 66.0% of those crossing the border, and in the case of the internal border of the EU – 82.0%. The share of Poles making a purchase at the distance of up to 50 km from the external border of the EU amounted to 82.1% of those crossing the border and in the case of the internal border of the EU – 64.0%.

## Methodological notes

1. Presented information was developed on the basis of the survey results of "Trips made by non-residents to Poland. The movement of vehicles and persons at the Polish border with the countries of the European Union" and "Participation of residents of Poland in trips" included in the program of statistical surveys of official statistics. The survey methodology has been prepared by the Statistics Poland, Statistical Office in Rzeszów in cooperation with the National Bank of Poland and the Ministry of Sport and Tourism. Since 2014 the surveys conducted jointly by these institutions are the result of the integration of several surveys (including „The survey of goods and services turnover at the external land border of European Union on the territory of Poland”).
2. The survey on trips made by foreigners (non-residents) to Poland and the movement of vehicles and persons at the Polish border with the countries of the European Union is conducted in an environment of selected border crossings with passenger traffic movement (including airports and seaports). It is conducted each quarter on randomly selected days. The survey of trips made by foreigners (non-residents) includes those leaving Poland by internal and external border of EU on the territory of Poland. Persons who have been living in Poland for over one year are not covered by the survey (with the exception of those traveling for educational and health purposes). Data on expenses incurred by foreigners (non-residents) in Poland include goods purchased in Poland for re-sale in the country of foreigner. The survey of border traffic (in both directions - from Poland and Poland) covers persons and vehicles crossing the Polish border with the European Union at selected border crossings.
3. Survey on the participation of Poles (residents) in trips is conducted in households on a quarterly basis (in the month following the quarter) by a direct interview. The survey does not cover persons staying abroad for more than one year (with the exception of those traveling for educational and health purposes). The presented data on expenses incurred abroad by residents include expenses financed only from own funds (expenses financed by workplace and other individuals and institutions are not included) and also goods purchased abroad for resale in Poland.
4. Data on border traffic at the external border of the EU on the territory of Poland come from the Border Guard Main Headquarters and concern the number of crossings of the border – a person crossing the border several times is counted as many times as he/she crosses this border. Data cover all border crossings (road, rail and river).
5. The agreement between the Government of the Republic of Poland and the Cabinet of Ministers of Ukraine on the principles of local border traffic entered into force on 1 July 2009.
6. The agreement between the Government of the Republic of Poland and the Russian Federation on the principles of local border traffic entered into force on 27 July 2012, however, from 4 July 2016 it remains suspended.
7. Due to rounding the sums of the figures may differ from the figure "total" in some cases. Relative numbers (indicators, percentages) were calculated on the basis of absolute data expressed with more accuracy than it was given in the report. These numbers are correct in terms of content.
8. The data presented are preliminary.

Prepared by:  
**Statistical Office in Rzeszów**  
**The Centre of Transborder Areas Surveys**  
**and Statistics for Euroregions**  
**Wiesława Magryś**  
Tel: +48 17 853 52 10  
**e-mail: [w.magrys@stat.gov.pl](mailto:w.magrys@stat.gov.pl)**

Issued by:  
**The Spokesperson for the President**  
**of the Statistic Poland**  
**Karolina Banaszek**  
Tel: +48 22 608 3475, +48 22 608 3009  
**e-mail: [rzecznik@stat.gov.pl](mailto:rzecznik@stat.gov.pl)**

#### **Press Office**

Tel: +48 22 608 34 91, +48 22 608 38 04

**e-mail: [obslugaprasowa@stat.gov.pl](mailto:obslugaprasowa@stat.gov.pl)**



[www.stat.gov.pl/en/](http://www.stat.gov.pl/en/)



[@GUS\\_STAT](https://twitter.com/GUS_STAT)



[@GlownyUrzadStatystyczny](https://www.facebook.com/GlownyUrzadStatystyczny)

#### **Related information**

[Border traffic and expenses made by foreigners in Poland and Poles abroad](#)

#### **Terms used in official statistics**

[Cross-border movement](#)

[Foreigners](#)

[Non-residents](#)

[Residents](#)

[Local border traffic](#)

[Border crossing point](#)