

Border traffic and expenses made by foreigners in Poland and by Poles abroad in the 2nd quarter of 2020

23.09.2020

↓ 40.2%

The decrease in the number of crossings of the Polish border in the 1st half of 2020 in relation to the 1st half of 2019

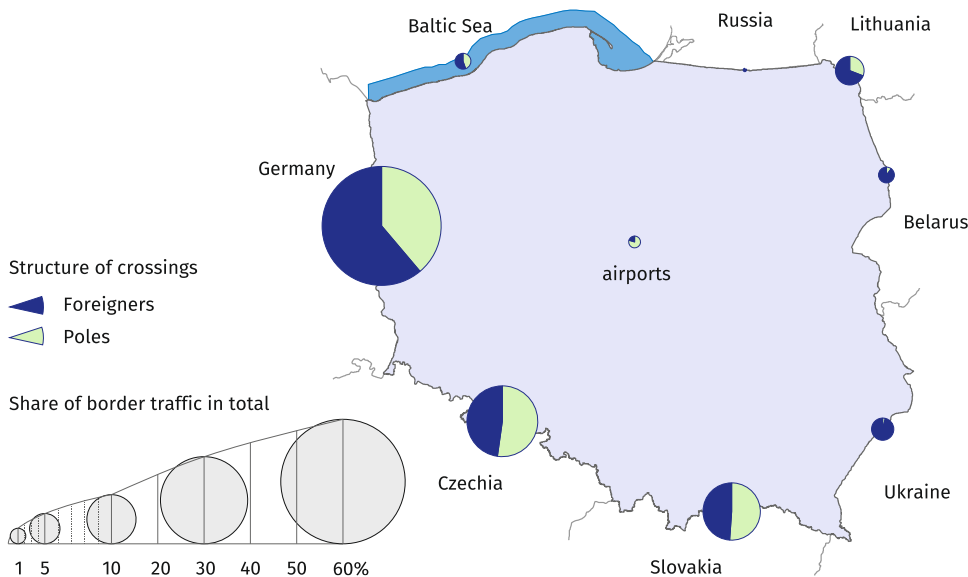
In the 1st half of 2020, the number of crossings of the Polish border was 86.9 million. Compared to the same period of the previous year, lower border traffic was recorded, both for foreigners (by 41.3%) and Poles (by 38.5%). The values of goods and services purchased in this period by foreigners in Poland (PLN 12.0 billion) and goods and services purchased by Poles abroad (PLN 6.0 billion) were lower than in the 1st half of 2019 by 44.7% and 41.5% respectively.

Border traffic

In the 2nd quarter of 2020, the number of crossings of the Polish border amounted to 28.9 million, of which 57.8% were foreigners (non-residents) and 42.2% Poles (residents). The border traffic (from and to Poland) was lower than in the same period of the previous year by 50.9 million crossings (i.e. by 63.8%). The Polish border was crossed by fewer foreigners and Poles by 65.4% and 61.5%, respectively. Compared to the previous quarter, the number of crossings was also lower - foreigners by 51.8% and Poles by 48.0%.

95.1% of all crossings in the 2nd quarter of 2020 concerned the land border of Poland with the European Union (EU) countries; 3.4% of the external land border of the European Union; 1.1% by sea and 0.5% of the border at airports.

Map 1. Border traffic of people (from and to Poland) by sections of the border in the 2nd quarter of 2020



In the structure of border traffic at the land border, the largest share was accounted for by crossings of the section of the border with Germany (56.5%), followed by the Czechia (21.6%), Slovakia (14.1%), Lithuania (4.4%), Ukraine (2.3%), Belarus (1.1%) and Russia (0.1%).

Among the foreigners crossing individual sections of the Polish land border were citizens of the neighbouring country, for example: on the border with Ukraine - citizens of Ukraine (96.6%), on the border with Belarus - citizens of Belarus (87.8%), and on the border with Russia - Russian citizens (86.0%).

In the 2nd quarter of 2020, the number of crossings of the Polish border was smaller than a year ago. This affected the border traffic of foreigners as well as Poles

Foreigners prevailed in the structure of crossings of the Polish border (except for the sections of the border with the Czechia and Slovakia and at airports)

Expenses made by foreigners in Poland and by Poles abroad

In the 1st half of 2020, the value of goods and services purchased in Poland by foreigners amounted to PLN 12.0 billion while the expenses incurred abroad by Polish residents in this period amounted to PLN 6.0 billion. It was respectively 44.7% and 41.5% less than in the previous year.

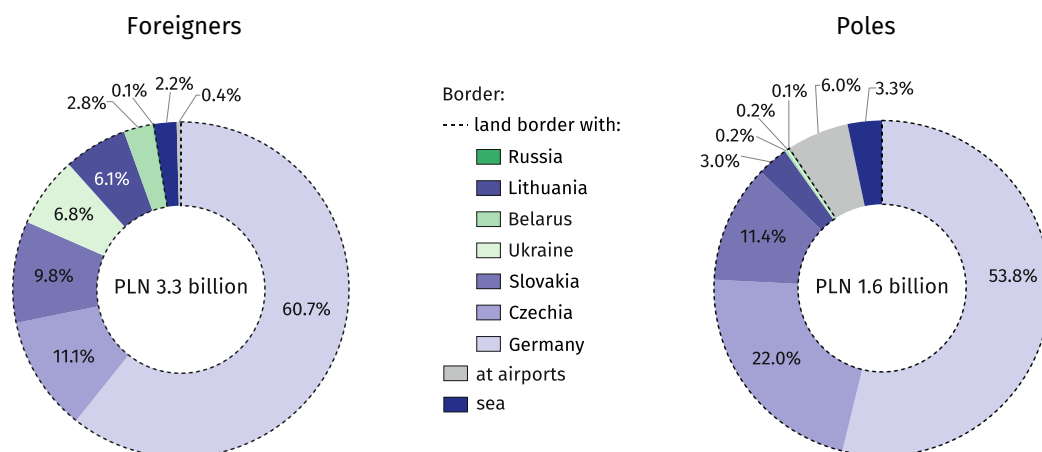
In the 2nd quarter of 2020, the expenses of foreigners in Poland amounted to PLN 3.3 billion, while the expenses incurred abroad by Polish residents in this period amounted to PLN 1.6 billion. It was respectively 72.6% and 70.5% less than in the previous year. Compared to the previous quarter, the expenses of both foreigners and Poles were also lower, by 62.7% and 63.3%, respectively.

Out of the total expenses of foreigners made in Poland, 87.8% were incurred by persons crossing the internal land border of the European Union on the territory of Poland, 9.7% – the external land border of the EU, 2.2% – the sea border and 0.4% – border at airports. In the case of expenses incurred abroad by Polish residents, the corresponding structure was as follows: 90.1%, 0.5%, 3.3% and 6.0%.

In the structure of expenses incurred in Poland by foreigners crossing the land border, the largest share was constituted by expenses of persons crossing the border with Germany (62.3%), followed by the Czechia (11.4%), Slovakia (10.1%), Ukraine (6.9%), Lithuania (6.3%), Belarus (2.9%) and Russia (0.1%).

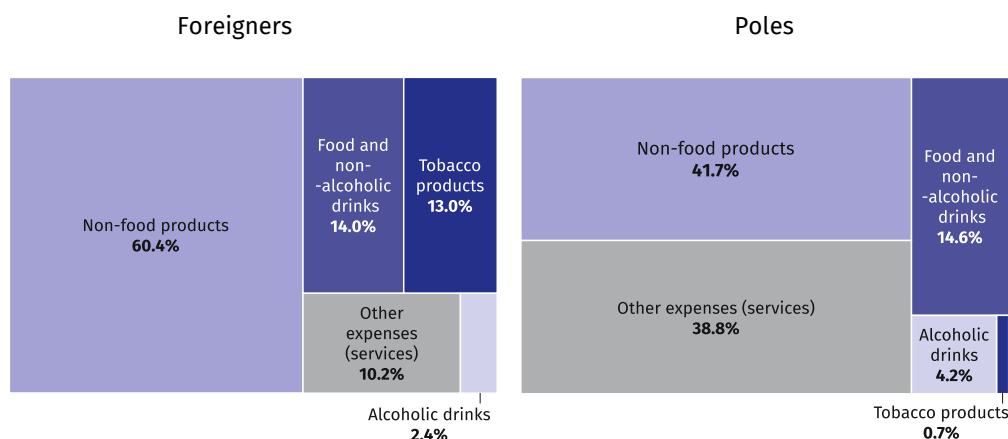
In the case of the residents of Poland crossing the land border of the country, the highest expenses abroad were incurred by persons crossing the border with Germany (59.4% of the total expenses of Poles crossing the Polish land border), followed by Czechia (24.2%), Slovakia (12.5%), Lithuania (3.3%), Belarus (0.3%), Ukraine (0.2%) and Russia (0.1%).

Chart 1. Structure of expenses made by foreigners in Poland and by Poles abroad in the 2nd quarter of 2020



Foreigners crossing the external land border of the EU on the territory of Poland incurred 82.4% of their expenses for the purchase of non-food products, 12.9% on food and non-alcoholic drinks and 4.6% on other expenses (services).

Chart 2. Structure of expenses made by foreigners in Poland and by Poles abroad by assortment groups in the 2nd quarter of 2020

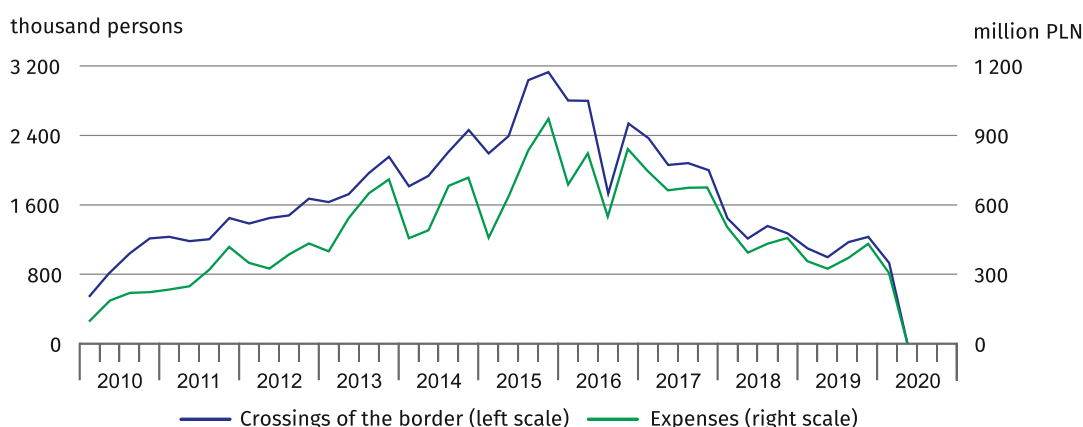


Both in the 1st half of the year and in the 2nd quarter of 2020, the values of goods and services purchased by foreigners in Poland and goods and services purchased by Poles abroad were lower than in the corresponding periods of 2019.

Polish residents who crossed the external land border of the EU in Poland spent majority of their expenses (66.6%) on the purchase of non-food products, other expenses (services) amounted to 8.1% and food and non-alcoholic drinks to 7.1%.

Foreigners crossing the internal EU border spent the largest percentage of their expenses in Poland on non-food products – 58.7%. Food and non-alcoholic drinks had a significant share in the structure of non-residents expenses – 13.9%, and other expenses (services) – 10.1%. In turn, in the structure of expenses incurred abroad by Polish residents crossing the border in question, non-food products accounted for 44.4%, other expenses (services) – 34.8%, and Poles spent 15.7% of their expenses on food and non-alcoholic drinks.

Chart 3. Local border traffic of foreigners on the Polish-Ukrainian border



In the 1st half of 2020 local border traffic (MRG) accounted for 20.9% of crossings by foreigners of the Polish land border with Ukraine (in the 2nd quarter of 2020 - 0.2%)

Differences in expenses, also in terms of the assortment structure of products, were observed on individual sections of the border both among foreigners as well as Poles. It is associated with the way of travelling, destination, length of stay and profitability of shopping abroad, among others.

Table 1. Border traffic and expenses of foreigners in Poland and Poles abroad in the 2nd quarter of 2020

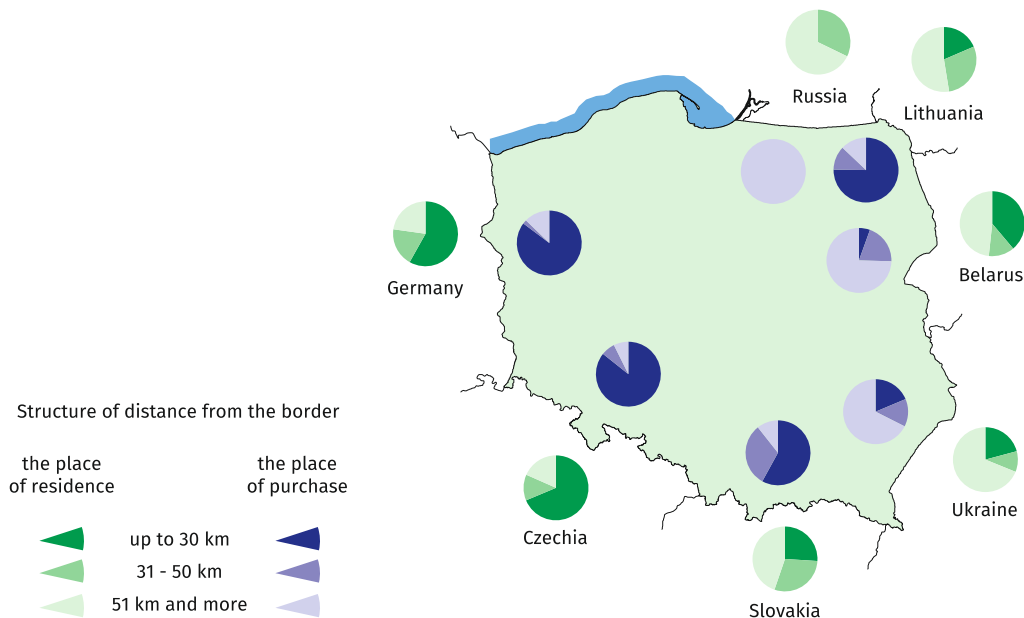
Border	Border traffic ¹				Expenses				Average expenses ²			
	foreigners		Poles		foreigners		Poles		foreigners		Poles	
	thousand persons	Q2 2019 =100	thousand persons	Q2 2019 =100	million PLN	Q2 2019 =100	million PLN	Q2 2019 =100	PLN	Q2 2019 =100	PLN	Q2 2019 =100
TOTAL	16682.9	34.6	12168.3	38.5	3270.7	27.4	1596.3	29.5	388	76.9	257	73.2
land	16484.0	38.6	11924.6	48.3	3186.2	32.3	1446.9	46.0	382	81.9	239	92.4
EU's external	916.1	12.4	59.6	5.5	315.8	12.1	8.6	6.4	649	90.9	292	116.9
with: Russia	18.1	3.2	3.0	1.0	3.9	2.8	1.6	2.8	479	97.0	1044	280.6
Belarus	281.2	14.5	32.7	12.1	91.2	16.1	3.7	15.2	569	98.1	233	127.8
Ukraine	616.8	12.7	23.9	4.7	220.7	11.6	3.3	6.2	693	87.4	276	129.7
Incl. MRG	1.0	0.1	-	x	0.4	0.1	-	x	580	89.7	-	x
EU's internal	15567.9	44.0	11865.0	50.3	2870.4	39.6	1438.3	47.7	366	88.1	239	92.1
with: Lithuania	869.6	57.8	389.0	53.1	200.0	43.0	47.5	50.8	490	77.0	224	94.0
Slovakia	1952.2	46.3	2040.8	53.4	320.6	40.9	181.5	50.9	326	87.6	177	88.4
Czechia	2929.3	33.9	3203.5	40.2	363.5	31.0	350.4	38.9	241	87.3	212	92.0
Germany	9816.8	46.7	6231.7	56.3	1986.3	41.2	858.9	51.6	401	86.3	274	91.4
sea	172.1	70.9	138.2	44.7	72.9	65.8	53.5	47.7	819	89.1	753	109.6
at airports	26.8	0.5	105.5	1.6	11.7	0.6	95.9	4.4	735	91.6	1052	152.2

¹ From and to Poland. ² Per one person during a single trip.

Delimitation of the land border impact area

The results of the research show that both foreigners and Poles crossing the land border of Poland in the 2nd quarter of 2020 were most often inhabitants of villages located at distance of 50 km from the border – 71.7% of foreigners and 70.1% of Poles, while 52.5% of foreigners and 55.0% of Poles were living in the area up to 30 km from the border.

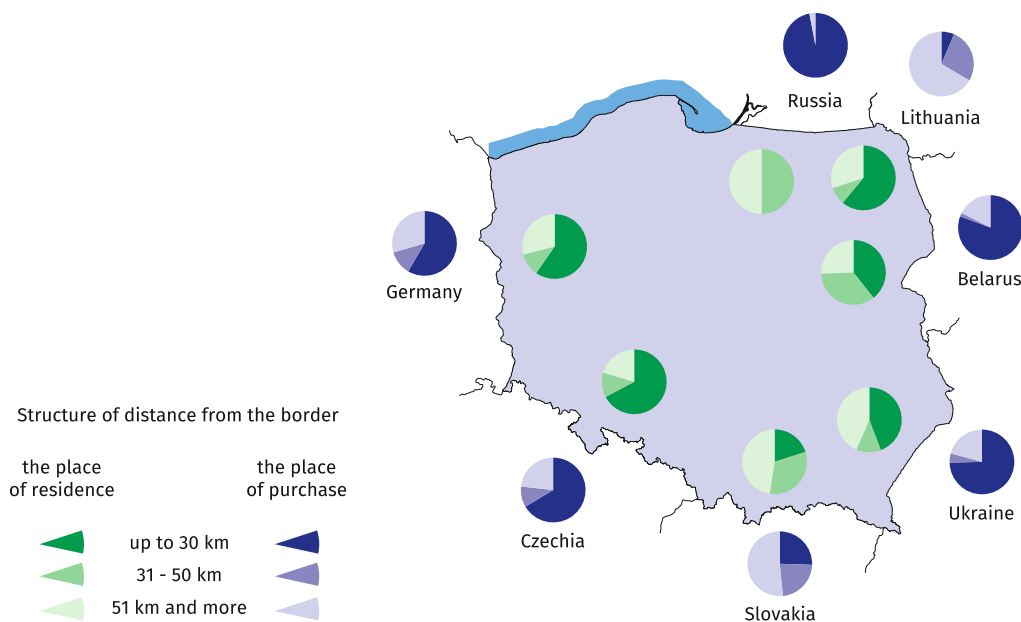
Map 2. Range of impact of the border on the basis of crossing the sections of the border by foreigners in the 2nd quarter of 2020



Both foreigners and Poles crossing the Polish land border were most often residents of places located within 50 km from the border

As to the external border of the European Union in Poland – 37.9% of foreigners and 65.9% of Poles crossing the Polish land border lived at the distance of up to 50 km from the border (42.2% of foreigners lived over 100 km from the border), and in the case of the internal border of the European Union – 73.8% and 70.1% respectively.

Map 3. Range of impact of the border on the basis of crossing the sections of the border by Poles in the 2nd quarter of 2020



The majority of both foreigners and Poles crossing the Polish land border made purchases within 50 km from the border

The largest number of surveyed foreigners made purchases at the distance of up to 50 km from the border. In the case of the external border of the European Union in Poland, it was 29.7% of those crossing the border (42.7% of foreigners made purchases within a distance over 100 km from the external EU border), and in the case of the internal border of the EU – 88.6%. On the other hand, the percentage of Poles making a purchase at the distance of up to 50 km from the external border was 81.9% crossings, and in the case of the internal border – 67.0%.

Methodological notes

1. Presented information was developed on the basis of the sample survey results of "Trips made by non-residents to Poland. The movement of vehicles and persons at the Polish border with the countries of the European Union" and "Participation of residents of Poland in trips" included in the program of statistical surveys of official statistics. The survey methodology has been prepared by the Statistics Poland, Statistical Office in Rzeszów in cooperation with the National Bank of Poland and the Ministry of Economic Development. Since 2014 the surveys conducted jointly by these institutions are the result of the integration of several surveys (including "The survey of goods and services turnover at the external land border of European Union on the territory of Poland").
2. The survey on trips made by foreigners (non-residents) to Poland and the movement of vehicles and persons at the Polish border with the countries of the European Union is conducted in an environment of selected border crossings with passenger traffic movement (including airports and seaports). It is conducted each quarter on randomly selected days. The survey of trips made by foreigners (non-residents) includes those leaving Poland by internal and external border of EU on the territory of Poland. Persons who have been living in Poland for over one year are not covered by the survey (with the exception of those traveling for educational and health purposes). Data on expenses incurred by foreigners (non-residents) in Poland include goods purchased in Poland for re-sale in the country of foreigner. The survey of border traffic (in both directions - from Poland and Poland) covers persons and vehicles crossing the Polish border with the European Union at selected border crossings.
3. Survey on the participation of Poles (residents) in trips is conducted in households on a quarterly basis (in the month following the quarter) by a direct interview. The survey does not cover persons staying abroad for more than one year (with the exception of those traveling for educational and health purposes). The presented data on expenses incurred abroad by residents include expenses financed only from own funds (expenses financed by workplace and other individuals and institutions are not included) and also goods purchased abroad for resale in Poland.
4. Data on border traffic at the external border of the EU on the territory of Poland come from the Border Guard Main Headquarters and concern the number of crossings of the border – a person crossing the border several times is counted as many times as he/she crosses this border. Data cover all border crossings (road, rail and river).
5. The agreement between the Government of the Republic of Poland and the Cabinet of Ministers of Ukraine on the principles of local border traffic entered into force on 1 July 2009.
6. The agreement between the Government of the Republic of Poland and the Russian Federation on the principles of local border traffic entered into force on 27 July 2012, however, from 4 July 2016 it remains suspended.
7. In connection with the spread of the infectious disease caused by SARS-CoV-2 virus and the announcement of the state of epidemic threat, and then the state of the epidemic in Poland, on the basis of the Regulation of the Ministry of the Interior and Administration of 13 March 2020 (Journal of Laws of 2020, item 435), since 15 March 2020, border traffic at specific border crossing has been temporarily suspended or restricted.
8. Due to rounding the sums of the figures may differ from the figure "total" in some cases. Relative numbers (indicators, percentages) were calculated on the basis of absolute data expressed with more accuracy than it was given in the report. These numbers are correct in terms of content.
9. The data presented are preliminary.
10. When quoting Statistics Poland data, please provide information: "Source of data: Statistics Poland", and when publishing calculations made on data published by Statistics Poland, please include the following disclaimer: "Own study based on figures from Statistics Poland".

Prepared by:
Statistical Office in Rzeszów
Director Marek Cierpiat-Wolan
Office: tel. (+48 17) 853 52 10

Issued by:
**The Spokesperson for the President
of the Statistic Poland**
Karolina Banaszek
Mobile: (+48) 695 255 011

Press Office

Office: tel. (+48 22) 608 34 91, 608 38 04

e-mail: obslugaprasowa@stat.gov.pl



www.stat.gov.pl/en/



[@StatPoland](https://twitter.com/StatPoland)



[@GlownyUrzadStatystyczny](https://www.facebook.com/GlownyUrzadStatystyczny)

Related information

[Border traffic and expenses made by foreigners in Poland and Poles abroad](#)

Terms used in official statistics

[Cross-border movement](#)

[Foreigners](#)

[Non-residents](#)

[Residents](#)

[Local border traffic](#)

[Border crossing point](#)