

Border traffic and expenses made by foreigners in Poland and by Poles abroad in the 3rd quarter of 2020

28.12.2020

↓ 36.7%

Decrease in the number of crossings of the Polish border in the 3rd quarter of 2020 compared to the 3rd quarter of 2019

In the 3rd quarter of 2020, there was a decrease in border traffic compared to the corresponding period of the previous year – of foreigners by 38.5%, of Poles by 34.1%.

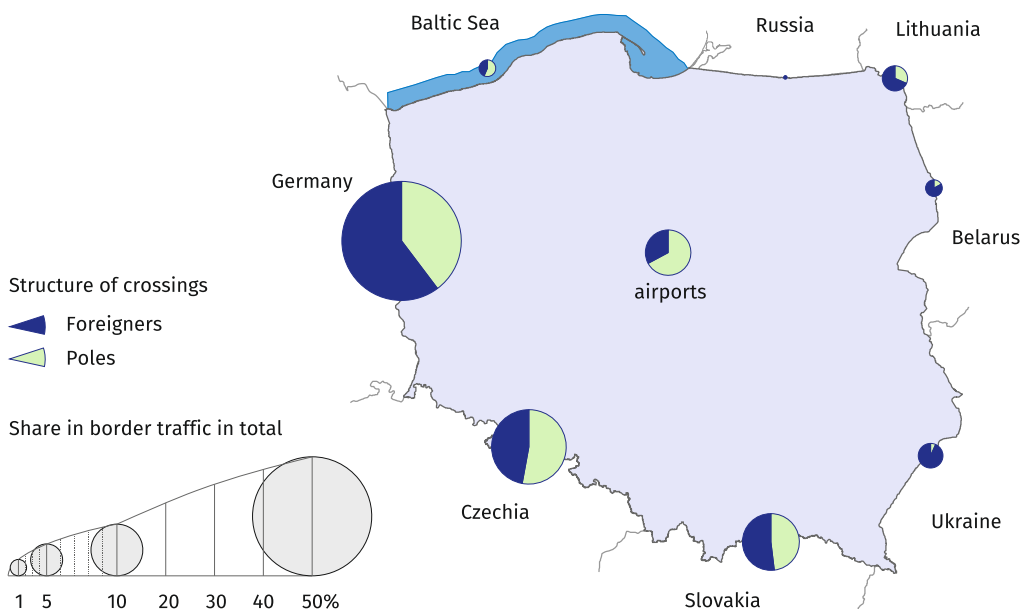
The values of goods and services purchased in this period by foreigners in Poland and goods and services purchased by Poles abroad were lower than in the third quarter of 2019 by 46.6% and 42.6%, respectively.

Border traffic

The number of crossings of the Polish border amounted to 56.2 million people, of which 31.2 million were foreigners and 25.0 million Poles. In the total number of crossings of the border, foreigners (non-residents) accounted for 55.5%, and Poles (residents) - 44.5%. Border traffic (from Poland and to Poland) was lower by 32.5 million compared to the same period of the previous year. Compared to the previous quarter, the number of crossings was higher by 94.8% (foreigners by 87.1%, and Poles by 105.3%).

In the third quarter of 2020, 87.5% of all crossings concerned the land border of Poland with the European Union (EU) countries; 7.8% the border at airports; 3.7% the external land border of the European Union and 1.0% the sea border.

Map 1. Border traffic of people (from and to Poland) by sections of the border in the 3rd quarter of 2020



In the structure of border traffic at the land border, the largest share was accounted for by crossings of the section of the border with Germany (56.4%), followed by Czechia (23.4%), Slovakia (12.9%), Lithuania (3.2%), Ukraine (2.9%), Belarus (1.1%) and Russia (0.1%).

Among the foreigners crossing individual sections of the Polish land border citizens of the neighbouring country prevailed, for example: on the border with Ukraine - citizens of Ukraine (93.5%), on the border with Belarus - citizens of Belarus (82.0%), and on the border with Russia - Russian citizens (74.5%).

The number of crossings of the Polish border, both by foreigners and Poles, was lower than in the third quarter of 2019, and much higher than in the second quarter of 2020

Foreigners prevailed in the structure of crossings of the Polish border

Expenses made by foreigners in Poland and by Poles abroad

The value of goods and services purchased in Poland by foreigners in the third quarter of 2020 amounted to PLN 7.0 billion, while the expenses incurred abroad by Polish residents in this period amounted to PLN 4.7 billion. It was, respectively, 46.6% and 42.6% less than in the previous year. However, in relation to the previous quarter, the expenses of both foreigners and Poles were higher by 113.4% and 191.4%, respectively.

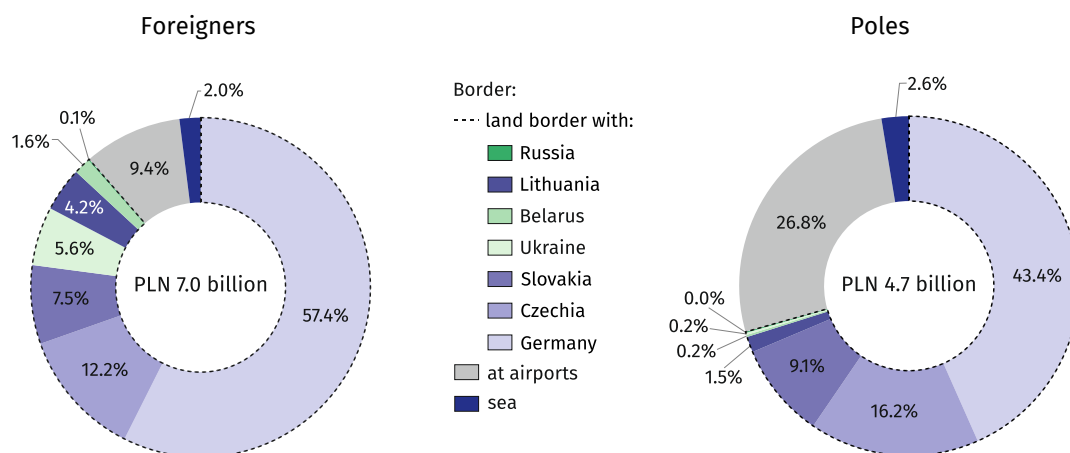
Out of the total expenses of foreigners made in Poland, 81.2% were incurred by persons crossing the internal land border of the European Union in Poland, 9.4% - the border at airports, 7.3% - the external land border of the EU and 2.0% - the sea border. In the case of expenses incurred abroad by Polish residents, the structure was as follows: 70.1%, 26.8%, 0.5%, and 2.6%.

In the structure of expenses incurred in Poland by foreigners crossing the land border in the third quarter of 2020, the largest share was constituted by expenses of persons crossing the border with Germany (64.8%), followed by Czechia (13.7%), Slovakia (8.4%), Ukraine (6.3%), Lithuania (4.8%), Belarus (1.9%), and Russia (0.1%).

In the case of the residents of Poland crossing the land border of the country, the highest expenses abroad were incurred by persons crossing the border with Germany (61.5% of the total expenditure of Poles crossing the Polish land border), followed by Czechia (22.9%), Slovakia (12.8%), Lithuania (2.1%), Belarus and Ukraine (0.3% each) and Russia (0.03%).

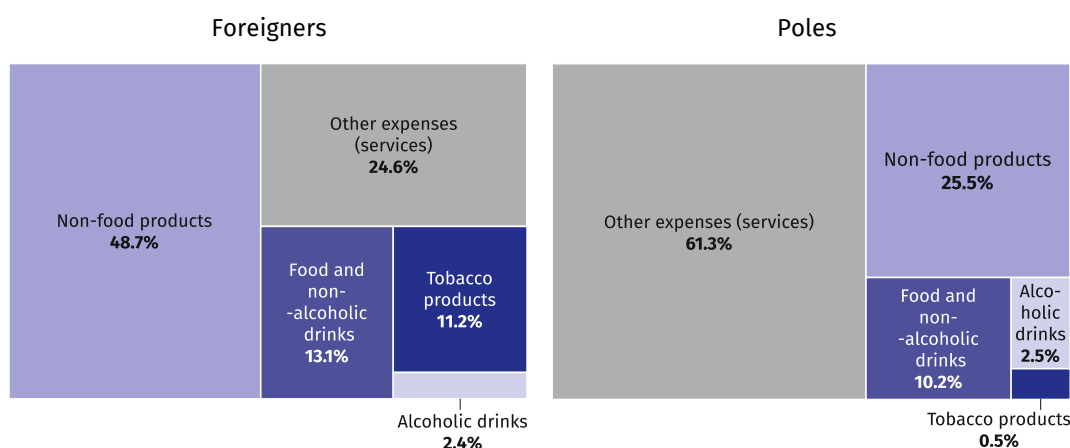
The values of goods and services purchased by foreigners in Poland and goods and services purchased by Poles abroad were lower than in the third quarter of 2019 and much higher compared to the second quarter of 2020

Chart 1. Structure of expenses made by foreigners in Poland and by Poles abroad in the 3rd quarter of 2020



Foreigners crossing the external land border of the EU in Poland spent 76.1% of their expenses for the purchase of non-food products, 14.7% on food and non-alcoholic drinks, and 8.9% on other expenses (services).

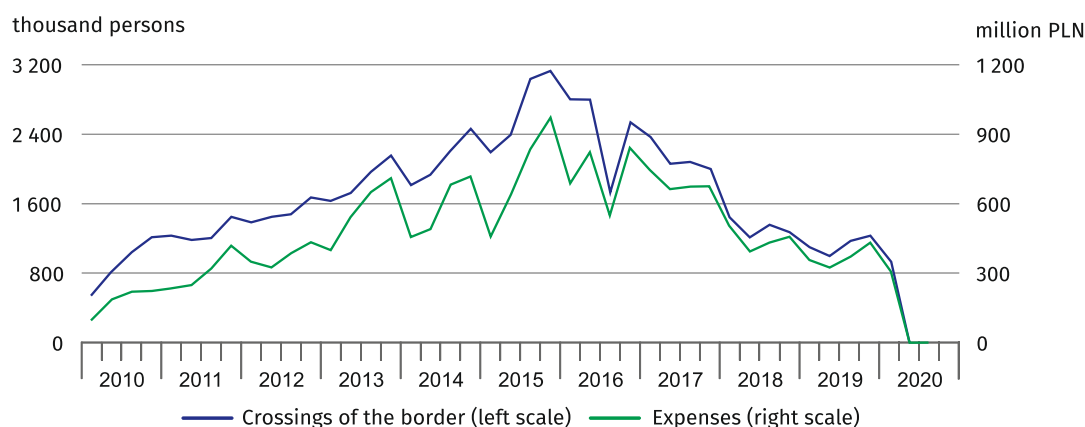
Chart 2. Structure of expenses made by foreigners in Poland and by Poles abroad by assortment groups in the 3rd quarter of 2020



Polish residents who crossed the external land border of the EU in Poland spent majority of their expenses abroad – 53.0% – on the purchase of non-food goods, 20.7% on other expenses (services), and 9.6% on food and non-alcoholic drinks.

Foreigners crossing the internal border of the EU in the third quarter of 2020 spent the largest percentage of their expenses in Poland on non-food products - 49.8%. A significant share in the structure of non-residents' expenses was constituted by other expenses (services) - 21.0% and food and non-alcoholic drinks - 13.2%. On the other hand, in the structure of expenses incurred abroad by Polish residents crossing the discussed border, other expenses (services) prevailed - 53.3%, non-food goods accounted for 31.0% and food and non-alcoholic drinks for 12.1%.

Chart 3. Local border traffic of foreigners on the Polish-Ukrainian border



As part of the local border traffic (MRG), 20 foreigners crossed the Polish land border with Ukraine (1.2 million in Q3 2019)

Differences in expenses, also in terms of the assortment structure of products, were observed on individual sections of the border both among foreigners as well as Poles. It is associated with the way of travelling, destination, length of stay and profitability of shopping abroad, among other things.

Table 1. Border traffic and expenses of foreigners in Poland and Poles abroad in the 3rd quarter of 2020

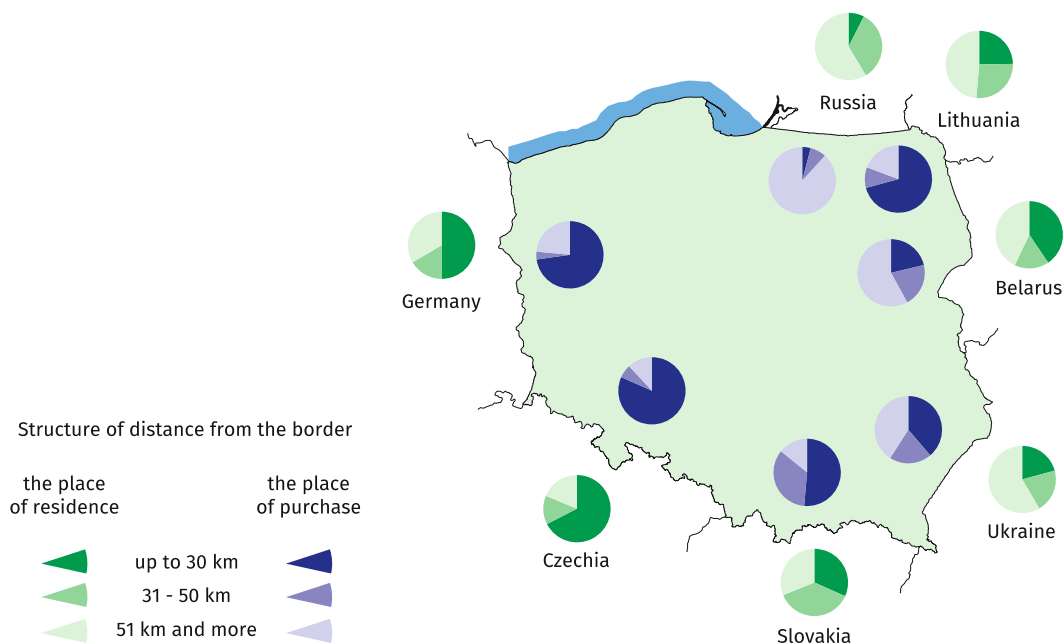
Border	Border traffic ¹				Expenses				Average expenses ²			
	foreigners		Poles		foreigners		Poles		foreigners		Poles	
	thousand persons	Q3 2019 =100	thousand persons	Q3 2019 =100	million PLN	Q3 2019 =100	million PLN	Q3 2019 =100	PLN	Q3 2019 =100	PLN	Q3 2019 =100
TOTAL	31219.2	61.5	24982.4	65.9	6981.2	53.4	4651.2	57.4	460	87.8	370	85.0
land	29533.2	66.1	21721.9	75.0	6182.0	59.1	3283.5	71.2	429	90.7	297	92.8
EU's external	1890.1	22.3	198.9	16.5	511.1	17.3	21.6	14.7	550	79.4	219	89.3
with: Russia	37.7	5.7	5.8	1.9	8.1	5.1	1.1	2.0	438	89.6	365	103.9
Belarus	455.7	20.6	93.7	32.7	114.8	17.7	9.3	34.2	471	82.5	201	105.0
Ukraine	1396.6	24.9	99.3	16.3	388.3	18.1	11.2	17.0	582	75.9	226	104.5
EU's internal	27643.1	76.3	21523.0	77.5	5670.8	75.4	3261.8	73.1	421	99.9	298	92.1
with: Lithuania	1129.3	66.8	519.9	77.1	295.4	65.2	70.0	58.9	524	96.0	256	80.3
Slovakia	3427.1	59.5	3173.7	67.6	520.9	59.3	421.1	61.9	311	101.7	268	90.6
Czechia	5647.6	69.9	6336.9	69.3	850.0	67.7	751.6	57.0	313	98.1	234	80.3
Germany	17439.2	84.3	11492.6	86.7	4004.6	81.2	2019.1	86.0	470	97.3	343	96.3
sea	246.0	72.1	319.6	79.8	141.8	76.0	119.0	70.7	1 125	107.4	739	89.9
at airports	1440.0	25.0	2940.9	34.3	657.4	27.1	1248.7	37.6	990	110.9	906	110.1

¹ From and to Poland. ² Per one person during a single trip.

Delimitation of the land border impact area

The results of the surveys show that both foreigners and Poles crossing the land border of Poland in the third quarter of 2020 were most often inhabitants of villages located at distance of 50 km from the border - 67.6% of foreigners and 68.7% of Poles, while 48.6% of foreigners and 56.6% of Poles were living in the area up to 30 km from the border.

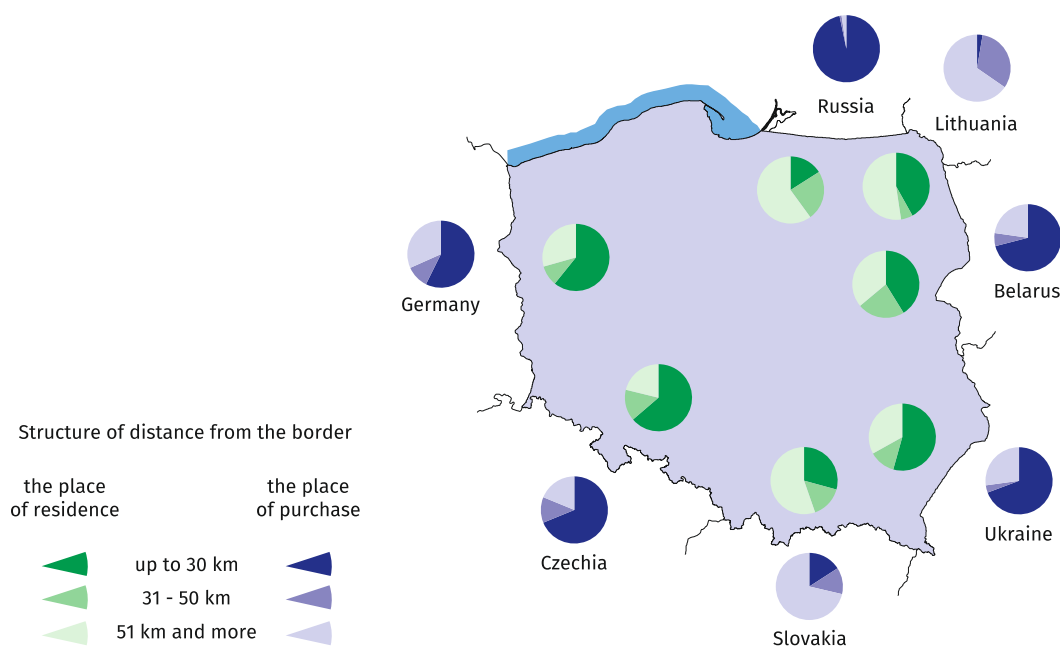
Map 2. Range of impact of the border on the basis of crossing the sections of the border by foreigners in the 3rd quarter of 2020



Both foreigners and Poles crossing the Polish land border were most often residents of places located within 50 km from the border

As to the external border of the European Union in Poland, 45.6% of foreigners and 64.7% of Poles crossing the Polish land border lived at the distance of up to 50 km from the border, and in the case of the internal border of the European Union, 69.1% and 68.7% respectively.

Map 3. Range of impact of the border on the basis of crossing the sections of the border by Poles in the 3rd quarter of 2020



The majority of both foreigners and Poles crossing the Polish land border made purchases within 50 km from the border

The largest number of surveyed foreigners made purchase at the distance of up to 50 km from the border. In the case of the external border of the European Union in Poland it was 53.6% of those crossing the border, and in the case of the internal EU border - 80.0%. On the other hand, the percentage of Poles making purchase at the distance of up to 50 km from the external border was 75.6%, and 65.3% for the internal border.

METHODOLOGICAL NOTES

1. Presented information was developed on the basis of the survey results of "Trips made by non-residents to Poland. The movement of vehicles and persons at the Polish border with the countries of the European Union" and "Participation of residents of Poland in trips" included in the program of statistical surveys of official statistics. The survey methodology has been prepared by the Statistics Poland, Statistical Office in Rzeszów in cooperation with the National Bank of Poland and the Ministry of Economic Development, Labour and Technology. Since 2014 the surveys conducted jointly by these institutions are the result of the integration of several surveys (including "The survey of goods and services turnover at the external land border of European Union on the territory of Poland").
2. The survey on trips made by foreigners (non-residents) to Poland and the movement of vehicles and persons at the Polish border with the countries of the European Union also in the third quarter of 2020 was not carried out in the field by statistical interviewers due to the state of the pandemic. The results of the survey were prepared using other data sources, including administrative and non-administrative ones. The survey of trips made by foreigners (non-residents) includes those leaving Poland by internal and external border of EU in Poland. Persons who have been living in Poland for over one year are not covered by the survey (with the exception of those traveling for educational and health purposes). Data on expenses incurred by foreigners (non-residents) in Poland include goods purchased in Poland for re-sale in the country of foreigner. The survey of border traffic (in both directions - from Poland and to Poland) covers persons and vehicles crossing the Polish border with the European Union at selected border crossings.
3. Survey on the participation of Poles (residents) in trips is conducted in households on a quarterly basis (in the month following the quarter). Due to the state of the pandemic, the survey in households has been conducted using the telephone method since the second quarter of 2020. The survey does not cover persons staying abroad for more than one year (with the exception of those traveling for educational and health purposes). The presented data on expenses incurred abroad by residents include expenses financed only from own funds (expenses financed by workplace and other individuals and institutions are not included) and also goods purchased abroad for resale in Poland.
4. Data on border traffic at the external border of the EU in Poland come from the Border Guard Main Headquarters and concern the number of crossings of the border a person crossing the border several times is counted as many times as he/she crosses this border. Data cover all border crossings (road, rail and river).
5. The agreement between the Government of the Republic of Poland and the Cabinet of Ministers of Ukraine on the principles of local border traffic entered into force on 1 July 2009.
6. The agreement between the Government of the Republic of Poland and the Russian Federation on the principles of local border traffic entered into force on 27 July 2012, however, from 4 July 2016 it remains suspended.
7. In connection with the spread of the infectious disease caused by SARS-CoV-2 virus and the announcement of the state of pandemic threat, on the basis of the Regulation of the Ministry of the Interior and Administration of 13 March 2020 (Journal of Laws of 2020, item 435), border traffic at specific border crossings has been temporarily suspended or restricted since 15 March 2020.
8. Due to rounding the sums of the figures may differ from the figure "total" in some cases. Relative numbers (indicators, percentages) were calculated on the basis of absolute data expressed with more accuracy than it was given in the report. These numbers are correct in terms of content.
9. The data presented are preliminary.

When quoting Statistics Poland data, please provide information: "Source of data: Statistics Poland", and when publishing calculations made on data published by Statistics Poland, please provide information: "Own study based on Statistics Poland data".

Prepared by:
Statistical Office in Rzeszów
Director Marek Cierpiat-Wolan
Office: tel. (+48 17) 853 52 10

Issued by:
**The Spokesperson for the President
of the Statistic Poland**
Karolina Banaszek
Mobile: (+48) 695 255 011

Press Office

Office: tel. (+48 22) 608 34 91, 608 38 04

e-mail: obslugaprasowa@stat.gov.pl



www.stat.gov.pl/en/



[@StatPoland](https://twitter.com/StatPoland)



[@GlownyUrzadStatystyczny](https://www.facebook.com/GlownyUrzadStatystyczny)

Related information

[Border traffic and expenses made by foreigners in Poland and Poles abroad](#)

Terms used in official statistics

[Foreigners](#)

[Non-residents](#)

[Residents](#)

[Local border traffic](#)