

Border traffic and expenses made by foreigners in Poland and by Poles abroad in the 4th quarter of 2020

29.03.2021

 **43.6%**

Decrease in the number of crossings of the Polish border in the 4th quarter of 2020 compared to the 4th quarter of 2019

In 2020, the number of crossings of the Polish border amounted to 183.6 million people. Compared to the previous year, the border traffic was lower both for foreigners (by 42.1%) and Poles (by 36.9%).

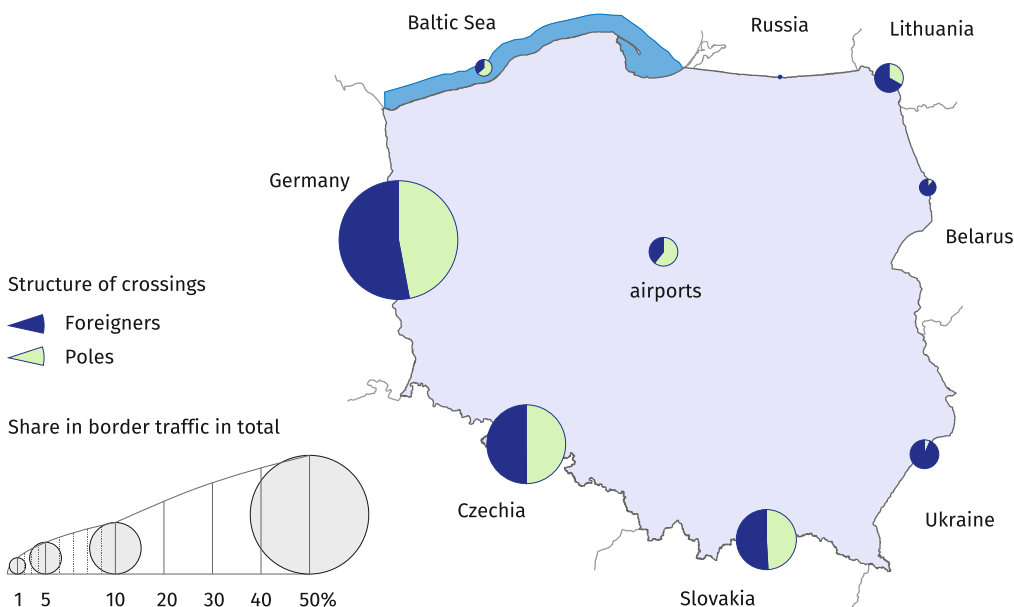
The values of goods and services purchased in this period by foreigners in Poland (PLN 23.6 billion) and goods and services purchased by Poles abroad (PLN 13.4 billion) were lower than in the 2019 by 47.8% and 42.7% respectively.

Border traffic

In the 4th quarter of 2020, the number of crossings of the Polish border amounted to 40.5 million people, of which 53.9%, were foreigners (non-residents) and 46.1% Polish citizens (residents). Border traffic (from Poland and to Poland) was lower by 31.3 million crossings (by 43.6%), compared to the corresponding period of the previous year. The Polish border was crossed by a lower number of both Poles and foreigners – by 47.9% and 37.5% respectively. Compared to the previous quarter, the number of crossings was lower – for foreigners by 30.0%, for Poles by 25.2%.

In the 4th quarter of 2020, 89.9% of all crossings concerned the land border of Poland with the European Union (EU) countries; 5.2% the external land border of the European Union; 4.0% the border at airports and 0.9% the sea border.

Map 1. Border traffic of people (from and to Poland) by sections of the border in the 4th quarter of 2020



In the structure of border traffic at the land border, the largest share was accounted for by crossings of the section of the border with Germany (51.8%), followed by Czechia (24.1%), Slovakia (14.4%), Lithuania (4.2%), Ukraine (4.1%), Belarus (1.3%) and Russia (0.1%).

Among the foreigners crossing individual sections of the Polish land border citizens of the neighbouring country prevailed, for example: on the border with Ukraine - citizens of

In 2020, the number of crossings of the Polish border was lower by 40.0% than in the previous year. The decrease in border traffic concerned both foreigners and Poles

Foreigners prevailed in the structure of crossings of the Polish border

Ukraine (93.9%), on the border with Belarus - citizens of Belarus (87.2%), and on the border with Russia - Russian citizens (76.4%).

Expenses made by foreigners in Poland and by Poles abroad

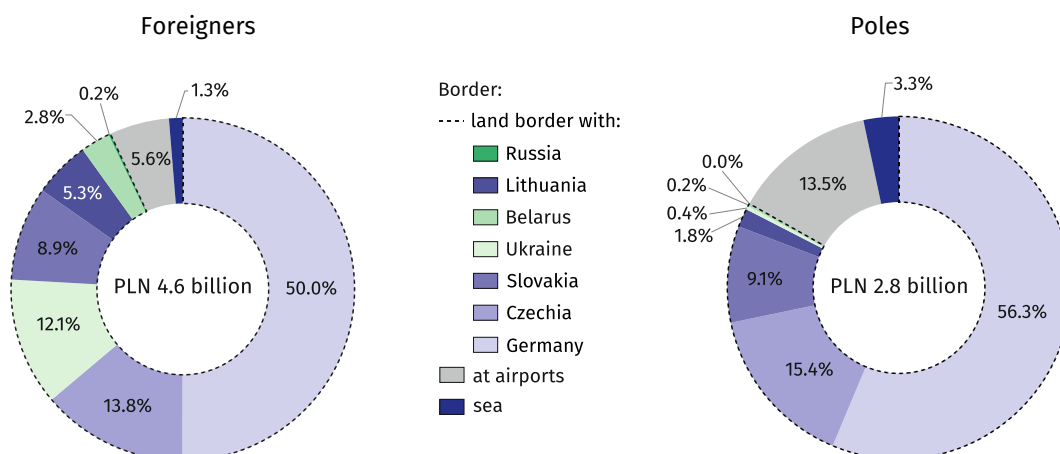
In the 4th quarter of 2020, the estimated value of goods and services purchased in Poland by foreigners amounted to PLN 4.6 billion, and the expenses incurred abroad by Poles to PLN 2.8 billion. It was, respectively, by 55.9% and 45.2% less than in the previous year. In relation to the previous quarter, the expenses of both foreigners and Poles were lower, by 34.0% and 38.9% respectively.

In the structure of expenses incurred in Poland by foreigners crossing the land border in the 4th quarter of 2020, the largest share was constituted by expenses of persons crossing the border with Germany (53.8%), followed by Czechia (14.8%), Ukraine (13.0%), Slovakia (9.5%), Lithuania (5.7%), Belarus (3.0%) and Russia (0.2%).

In the case of the residents of Poland crossing the land border of the country, the highest expenses abroad were incurred by persons crossing the border with Germany (67.7% of the total expenditure of Poles crossing the Polish land border), followed by Czechia (18.5%), Slovakia (11.0%), Lithuania (2.1%), Ukraine (0.4%), Belarus (0.3%) and Russia (0.04%).

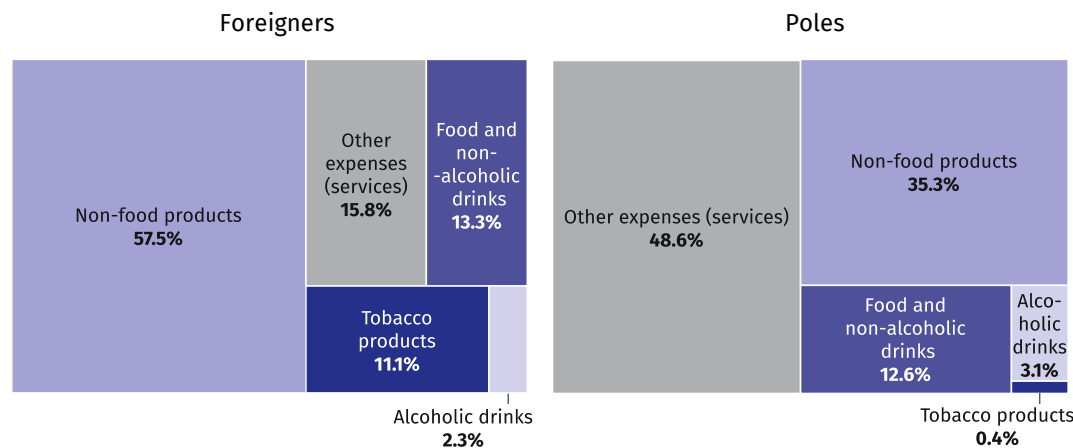
The values of goods and services purchased by foreigners in Poland as well as goods and services purchased by Poles abroad were lower by 53.4% than in the corresponding period of the 4th quarter of 2019

Chart 1. Structure of expenses made by foreigners in Poland and by Poles abroad in the 4th quarter of 2020



Foreigners crossing the external land border of the EU in Poland spent 82.9% of their expenses for the purchase of non-food products, 12.3% on food and non-alcoholic drinks and 4.6% on other expenses (services).

Chart 2. Structure of expenses made by foreigners in Poland and by Poles abroad by assortment groups in the 4th quarter of 2020



Polish residents who crossed the external land border of the EU in Poland spent majority of their expenses abroad (55.2%) on the purchase of non-food goods, 20.2% on other expenses (services) and 9.1% on food and non-alcoholic drinks.

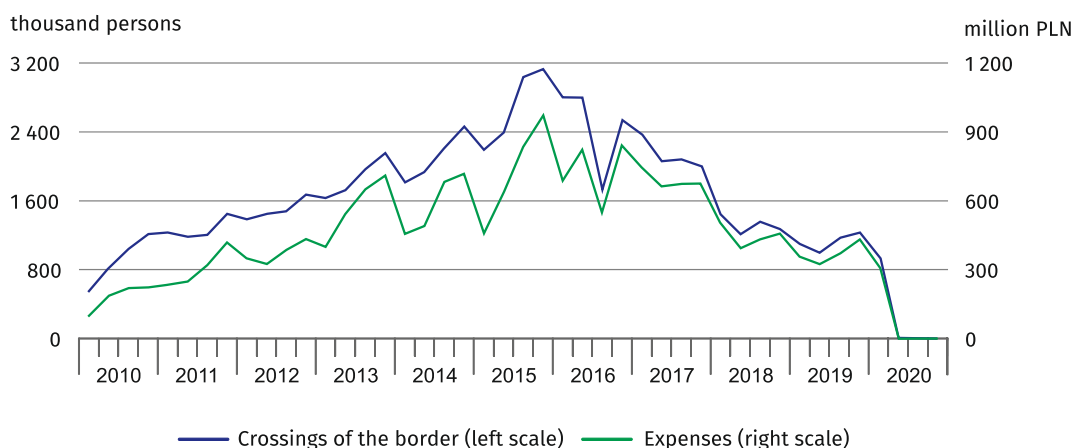
Foreigners crossing the internal border of the EU in the 4th quarter of 2020 spent the largest percentage of their expenses in Poland on non-food products – 55.2%. A significant share in the structure of non-residents' expenses was constituted by other expenses (services) – 14.4% and food and non-alcoholic drinks – 13.6%. On the other hand, in the structure of expenses incurred abroad by Polish residents crossing the discussed border, other expenses (services) prevailed – 43.1%, non-food goods accounted for 39.1%, and food and non-alcoholic drinks for 14.0%

Table 1. Border traffic and expenses of foreigners in Poland and Poles abroad in the 4th quarter of 2020

Border	Border traffic ¹				Expenses				Average expenses ²			
	foreigners		Poles		foreigners		Poles		foreigners		Poles	
	Q4/ 2020	2020	Q4/ 2020	2020	Q4/ 2020	2020	Q4/ 2020	2020	Q4/ 2020	2020	Q4/ 2020	2020
	thousand persons				million PLN				PLN			
Total	21862.0	104405.2	18682.3	79251.4	4608.7	23623.1	2841.8	13443.7	414	453	305	335
land	21101.8	98424.1	17480.8	70554.7	4289.4	21137.0	2363.3	9663.8	397	430	272	270
EU's external	1950.4	10497.9	164.5	1089.1	692.6	3623.6	16.9	133.5	616	678	208	244
with: Russia	36.2	518.6	5.8	224.9	8.5	129.7	1.0	38.7	460	502	346	344
Belarus	437.7	2642.7	55.3	381.5	128.3	840.2	5.9	38.1	527	597	216	201
Ukraine	1476.4	7336.6	103.5	482.7	555.8	2653.7	9.9	56.7	644	721	195	230
EU's internal	19151.4	87926.2	17316.2	69465.6	3596.8	17513.4	2346.4	9530.3	372	400	272	270
with: Lithuania	1087.1	4262.8	542.3	1996.5	245.8	1009.2	49.3	231.8	465	491	181	222
Slovakia	2832.8	11391.1	2735.5	10714.6	409.1	1841.5	258.9	1178.5	282	325	191	222
Czechia	4651.5	20256.1	4637.8	20312.9	635.3	2835.8	437.9	2125.9	284	284	191	206
Germany	10580.0	52016.3	9400.7	36441.6	2306.6	11826.9	1600.3	5994.2	423	453	341	322
sea	127.5	663.7	222.9	889.9	59.4	338.9	94.6	364.6	1208	1031	792	818
at airports	632.8	5317.4	978.6	7806.8	259.8	2147.1	383.9	3415.3	878	807	786	884
	corresponding period of the previous year = 100											
Total	52.1	57.9	62.5	63.1	44.1	52.2	54.8	57.3	83.0	89.1	86.7	88.3
land	56.0	61.4	74.5	71.6	50.1	56.8	80.5	71.8	88.2	92.0	108.4	98.1
EU's external	25.6	35.0	18.1	26.9	24.4	34.0	16.4	27.2	86.9	95.5	90.9	100.3
with: Russia	6.4	22.7	2.1	19.1	5.8	22.9	2.6	19.8	89.3	100.9	119.1	103.4
Belarus	22.7	34.0	22.0	36.5	21.4	35.5	24.3	38.9	87.2	100.2	109.5	106.2
Ukraine	28.8	36.8	26.7	26.5	26.6	34.3	25.5	28.9	84.0	92.5	95.6	106.9
EU's internal	63.7	67.5	76.8	73.6	62.8	65.9	82.9	73.5	97.4	97.3	108.3	97.8
with: Lithuania	69.5	71.8	74.8	73.0	62.1	63.2	65.5	64.8	92.3	90.4	89.8	89.7
Slovakia	55.8	60.4	74.0	70.3	59.0	59.8	73.5	68.1	103.9	99.3	100.8	95.4
Czechia	66.7	64.4	71.1	67.3	61.3	62.4	75.5	62.3	93.3	96.7	107.0	90.3
Germany	64.2	70.3	80.9	78.8	64.1	68.2	87.7	80.2	96.9	96.2	107.9	99.6
sea	80.1	74.6	89.2	74.6	58.3	71.0	68.4	68.9	78.3	95.8	76.7	94.3
at airports	15.3	27.9	15.9	30.0	14.5	28.3	18.2	36.1	93.8	96.1	107.4	114.3

¹ From and to Poland. ² Per one person during a single trip.

Chart 3. Local border traffic of foreigners on the Polish-Ukrainian border



In 2020, local border traffic (MRG) accounted for 12.7% of crossings of the Polish land border with Ukraine made by foreigners

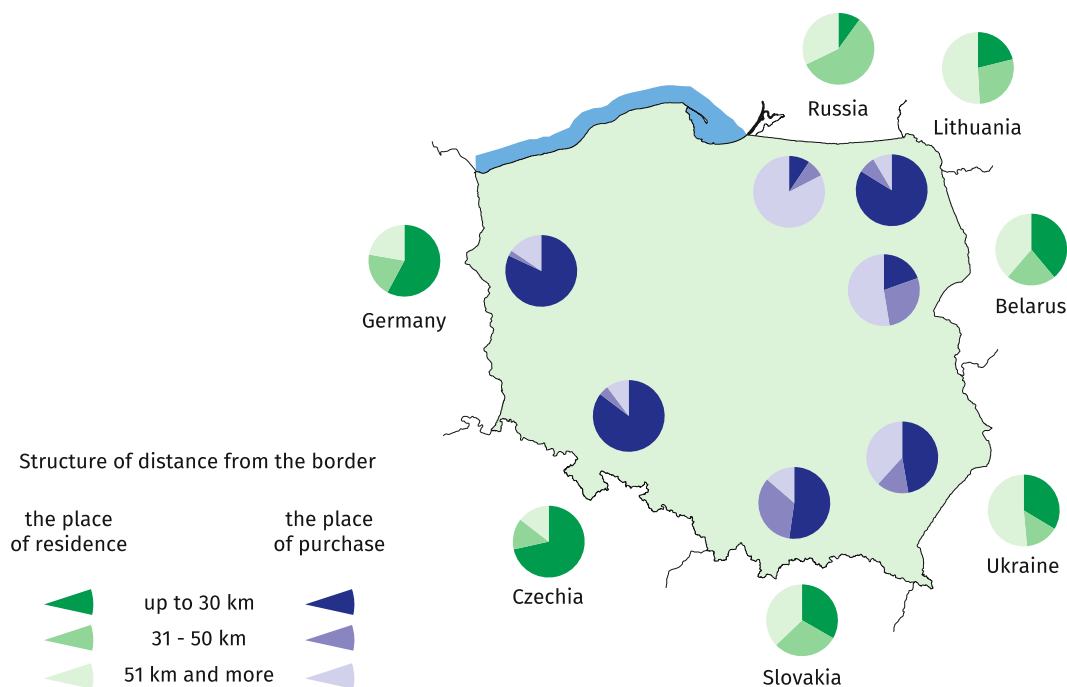
As part of the local border traffic (MRG), 12 crossings were recorded in 4th quarter 2020 compared to 1.5 million crossings of the Polish land border with Ukraine by all foreigners

Differences in expenses, also in terms of the assortment structure of products, were observed on individual sections of the border both among foreigners as well as Poles. It is associated with the way of travelling, destination, length of stay and profitability of shopping abroad, among other things.

Delimitation of the land border impact area

The results of the surveys show that both foreigners and Poles crossing the land border of Poland in 4th quarter of 2020 were most often inhabitants of villages located at distance up to 50 km from the border – 73.2% of foreigners and 71.2% of Poles, while 53.1% of foreigners and 58.2% of Poles were living in the area up to 30 km from the border.

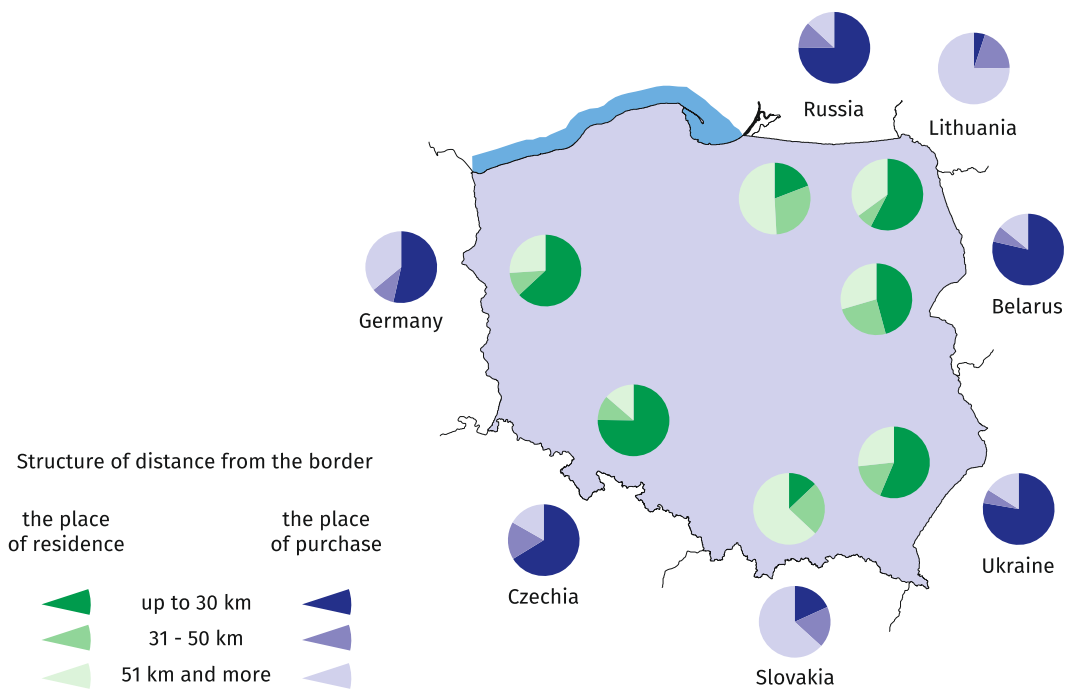
Map 2. Range of impact of the border on the basis of crossing the sections of the border by foreigners in the 4th quarter of 2020



Both foreigners and Poles crossing the Polish land border were most often residents of places located up to 50 km from the border

As to the external border of the European Union in Poland, 51.6% of foreigners and 71.5% of Poles crossing the Polish land border lived at the distance of up to 50 km from the border and in the case of the internal border of the European Union 75.8% and 71.2% respectively.

Map 3. Range of impact of the border on the basis of crossing the sections of the border by Poles in the 4th quarter of 2020



The majority of both foreigners and Poles crossing the Polish land border made purchases within 50 km from the border

The largest number of surveyed foreigners made purchase at the distance of up to 50 km from the border. In the case of the external border of the European Union in Poland it was – 57.8% of those crossing the border, and in the case of the internal EU border – 86.3%. On the other hand, the percentage of Poles making purchase at the distance of up to 50 km from the external border was 84.6% and 63.3% for the internal border.

Methodological notes

1. Presented information was developed on the basis of the survey results of "Trips made by non-residents to Poland. The movement of vehicles and persons at the Polish border with the countries of the European Union" and "Participation of residents of Poland in trips" included in the program of statistical surveys of official statistics. The survey methodology has been prepared by the Statistics Poland, Statistical Office in Rzeszów in cooperation with the National Bank of Poland and the Ministry of Economic Development, Labour and Technology. Since 2014 the surveys conducted jointly by these institutions are the result of the integration of several surveys (including "The survey of goods and services turnover at the external land border of European Union on the territory of Poland").
2. The survey on trips made by foreigners (non-residents) to Poland and the movement of vehicles and persons at the Polish border with the countries of the European Union also in the fourth quarter of 2020 was not carried out in the field by statistical interviewers due to the state of the pandemic. The results of the survey were prepared using other data sources, including administrative and non-administrative ones. The survey of trips made by foreigners (non-residents) includes those leaving Poland by internal and external border of EU in Poland. Persons who have been living in Poland for over one year are not covered by the survey (with the exception of those traveling for educational and health purposes). Data on expenses incurred by foreigners (non-residents) in Poland include goods purchased in Poland for re-sale in the country of foreigner. The survey of border traffic (in both directions - from Poland and to Poland) covers persons and vehicles crossing the Polish border with the European Union at selected border crossings.
3. Survey on the participation of Poles (residents) in trips is conducted in households on a quarterly basis (in the month following the quarter). Due to the state of the pandemic, the survey in households has been conducted using the telephone method since the second quarter of 2020. The survey does not cover persons staying abroad for more than one year (with the exception of those traveling for educational and health purposes). The presented data on expenses incurred abroad by residents include expenses financed only from own funds (expenses financed by workplace and other individuals and institutions are not included) and also goods purchased abroad for resale in Poland.
4. Data on border traffic at the external border of the EU in Poland come from the Border Guard Main Headquarters and concern the number of crossings of the border a person crossing the border several times is counted as many times as he/she crosses this border. Data cover all border crossings (road, rail and river).
5. The agreement between the Government of the Republic of Poland and the Cabinet of Ministers of Ukraine on the principles of local border traffic entered into force on 1 July 2009.
6. The agreement between the Government of the Republic of Poland and the Russian Federation on the principles of local border traffic entered into force on 27 July 2012, however, from 4 July 2016 it remains suspended.
7. In connection with the spread of the infectious disease caused by SARS-CoV-2 virus and the announcement of the state of pandemic threat, on the basis of the Regulation of the Ministry of the Interior and Administration of 13 March 2020 (Journal of Laws of 2020, item 435), border traffic at specific border crossings has been temporarily suspended or restricted since 15 March 2020.
8. Due to rounding the sums of the figures may differ from the figure "total" in some cases. Relative numbers (indicators, percentages) were calculated on the basis of absolute data expressed with more accuracy than it was given in the report. These numbers are correct in terms of content.
9. The data presented are preliminary.

When quoting Statistics Poland data, please provide information: "Source of data: Statistics Poland", and when publishing calculations made on data published by Statistics Poland, please provide information: "Own study based on Statistics Poland data".

Prepared by:
Statistical Office in Rzeszów
Director Marek Cierpiat-Wolan
Office: tel. (+48 17) 853 52 10

Issued by:
**The Spokesperson for the President
of the Statistic Poland**
Karolina Banaszek
Mobile: (+48) 695 255 011

Press Office

Office: tel. (+48 22) 608 34 91, 608 38 04

e-mail: obslugaprasowa@stat.gov.pl



www.stat.gov.pl/en/



[@StatPoland](https://twitter.com/StatPoland)



[@GlownyUrzadStatystyczny](https://www.facebook.com/GlownyUrzadStatystyczny)

Related information

[Border traffic and expenses made by foreigners in Poland and Poles abroad](#)

Terms used in official statistics

[Foreigners](#)

[Non-residents](#)

[Residents](#)

[Local border traffic](#)