

Border traffic and expenses made by foreigners in Poland and by Poles abroad in the 1st quarter of 2021

24.06.2021

 **39.2%**

Decrease in the number of crossings of the Polish border in the 1st quarter of 2021 compared to the 1st quarter of 2020

In the 1st quarter of 2021, a decrease in border traffic was observed compared to the corresponding period of the last year - foreigners by 42.3%, Poles by 34.7%.

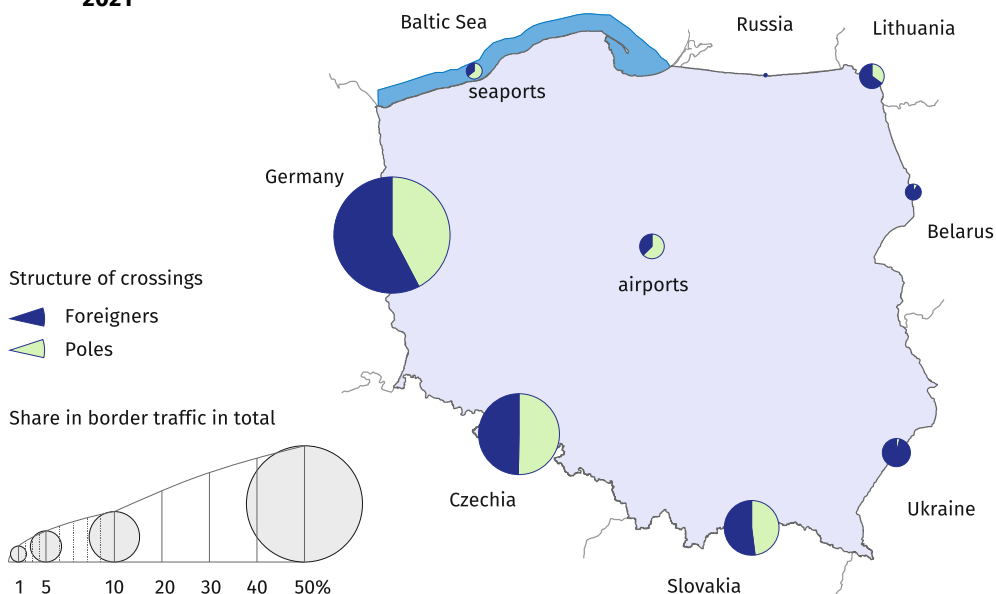
The values of goods and services purchased in this period by foreigners in Poland and Poles abroad were lower than in the first quarter of 2020 by 54.1% and 48.8%, respectively.

Border traffic

The number of border crossings at the Polish border amounted to 35.3 million, of which 20.0 million were foreigners and 15.3 million Polish citizens. In the total number of border crossings, foreigners (non-residents) accounted for 56.6% and Polish residents (residents) for 43.4%. Border traffic (from Poland and to Poland) was lower by 22.8 million crossings compared to the corresponding period of the 2020. Compared to the previous quarter, the number of crossings was also lower by 13.0% (of foreigners by 8.6% and of Poles by 18.1%).

In the 1st quarter of 2021, 90.5% of all crossings concerned the land border of Poland with the European Union (EU) countries, 5.8% the external land border, 2.8% border at airports and 0.9% the sea border.

Map 1. Border traffic of people (from and to Poland) by sections of the border in the 1st quarter of 2021



In the structure of border traffic at the land border, the largest share was accounted for crossings of the section of the border with Germany (52.3%), followed by Czechia (25.6%), Slovakia (12.7%), Ukraine (4.6%), Lithuania (3.4%), Belarus (1.3%) and Russia (0.1%).

Among foreigners crossing individual sections of the Polish land border citizens of the neighbouring country prevailed, for example: on the border with Ukraine - citizens of Ukraine (93.5%), on the border with Belarus - citizens of Belarus (87.8%), and on the border with Russia - Russian citizens (75.8%).

The number of crossings of the Polish border by foreigners and Poles was lower both compared to the analogical period of the previous year and the 4th quarter of 2020

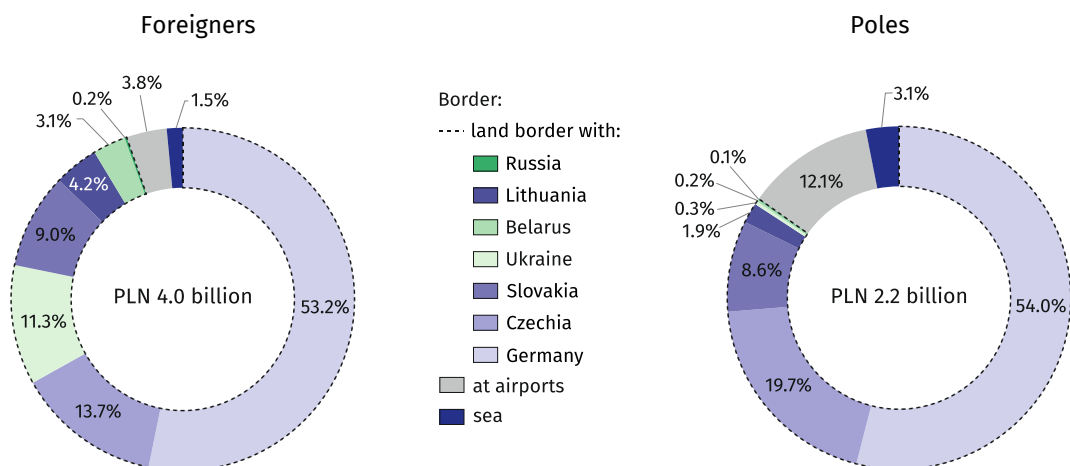
Foreigners prevailed in the structure of crossings of the Polish border

Expenses made by foreigners in Poland and by Poles abroad

In the 1st quarter of 2021, the value of goods and services purchased in Poland by foreigners amounted to PLN 4.0 billion, and the expenses incurred abroad in this period by Poles to PLN 2.2 billion. It was, respectively, by 54.1% and 48.8% less than in the previous year. In relation to the previous quarter, the expenses of both foreigners and Poles were also lower, by 12.7% and 21.5% respectively.

The values of goods and services purchased, both by foreigners in Poland and by Poles abroad, was lower than in 1st quarter of 2020

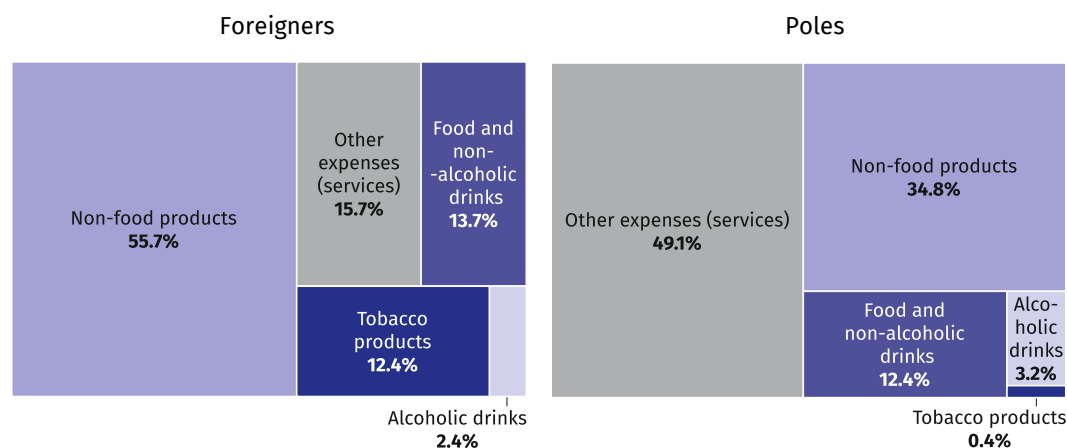
Chart 1. Structure of expenses made by foreigners in Poland and by Poles abroad in the 1st quarter of 2021



In the structure of expenses incurred in Poland by foreigners crossing the land border in the 1st quarter of 2021, the largest share was constituted by expenses of persons crossing the border with Germany (56.2%), followed by Czechia (14.5%), Ukraine (11.9%), Slovakia (9.5%), Lithuania (4.5%), Belarus (3.3%) and Russia (0.2%).

In the case of the residents of Poland crossing the land border of the country, the highest expenses abroad were incurred by persons crossing the border with Germany (63.6%), followed by Czechia (23.2%), Slovakia (10.2%), Lithuania (2.3%), Ukraine (0.4%), Belarus (0.2%) and Russia (0.1%).

Chart 2. Structure of expenses made by foreigners in Poland and by Poles abroad by assortment groups in the 1st quarter of 2021



Foreigners crossing the external land border of the EU in Poland spent 81.7% of their expenses for the purchase of non-food products, 13.3% on food and non-alcoholic drinks and 4.9% on other expenses (services).

Polish residents who crossed the external land border of the EU in Poland spent majority of their expenses abroad (61.1%) on the purchase of non-food goods, 15.4% on other expenses (services) and 9.7% on food and non-alcoholic drinks.

Foreigners crossing the internal border of the EU in the 1st quarter of 2021 spent the largest percentage of their expenses in Poland on non-food products – 52.8%. A significant share in the structure of non-residents' expenses was constituted by other expenses (services) –

15.1% and food and non-alcoholic drinks – 13.9%. On the other hand, in the structure of expenses incurred abroad by Polish residents crossing the discussed border, other expenses (services) prevailed – 43.5%, non-food goods accounted for 38.8%, and food and non-alcoholic drinks for 13.7%.

Table 1. Border traffic and expenses of foreigners in Poland and Poles abroad in the 1st quarter of 2021

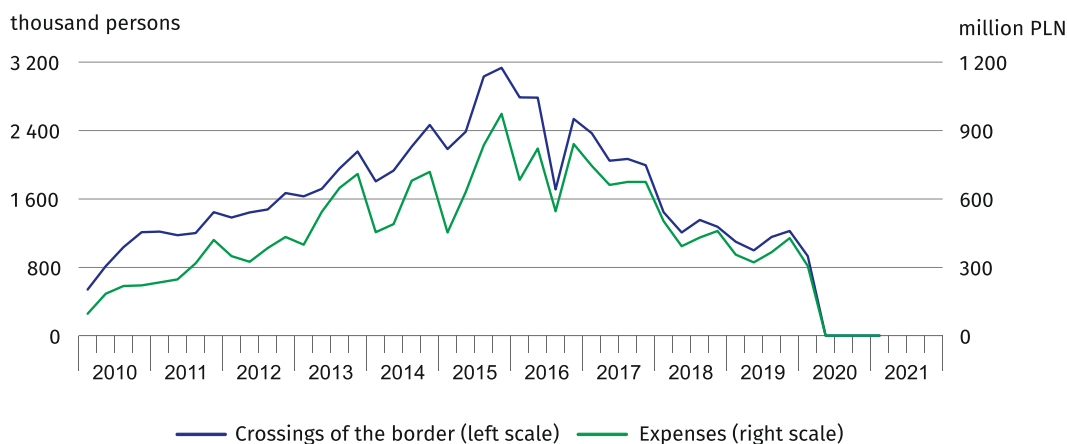
Border	Border traffic ¹				Expenses				Average expenses ²			
	foreigners		Poles		foreigners		Poles		foreigners		Poles	
	thou- sand persons	Q1 2020 =100	thou- sand persons	Q1 2020 =100	million PLN	Q1 2020 =100	million PLN	Q1 2020 =100	PLN	Q1 2020 =100	PLN	Q1 2020 =100
TOTAL	19988.2	57.7	15301.9	65.3	4021.4	45.9	2229.8	51.2	410	81.4	284	78.7
land	19499.5	62.3	14466.2	74.5	3808.6	50.9	1891.0	73.6	398	83.3	254	99.3
EU's external	1932.8	33.7	105.3	15.8	584.6	27.8	12.4	14.4	711	94.8	233	91.2
with: Russia	33.1	7.8	4.6	2.2	7.7	7.1	1.0	2.9	493	96.2	440	131.9
Belarus	406.2	27.7	38.9	19.5	124.0	24.5	4.0	21.0	583	87.5	213	111.2
Ukraine	1493.5	38.8	61.8	24.1	452.8	30.4	7.4	23.0	763	93.9	229	95.0
EU's internal	17566.7	68.7	14360.9	76.5	3224.0	60.0	1878.6	75.6	369	88.1	254	99.3
with: Lithuania	755.8	64.2	408.0	74.8	170.6	63.7	43.2	66.5	456	94.5	207	90.6
Slovakia	2236.6	70.4	2064.9	74.7	363.3	61.5	192.5	60.7	331	87.4	190	81.0
Czechia	4316.8	61.4	4363.7	71.1	550.8	55.8	439.4	75.0	263	93.5	197	107.0
Germany	10257.4	72.3	7524.2	80.8	2139.3	60.6	1203.5	79.4	414	84.5	305	98.6
sea	113.1	95.7	204.7	97.8	59.4	91.6	68.3	70.1	953	94.7	746	72.3
at airports	375.6	11.7	631.1	16.7	153.5	12.6	270.5	16.0	878	121.3	903	102.0

¹ From and to Poland. ² Per one person during a single trip.

Differences in expenses, also in terms of the assortment structure of products, were observed on individual sections of the border both among foreigners as well as Poles. It is associated with the way of travelling, destination, length of stay and profitability of shopping abroad, among other things.

In the 1st quarter of 2021, as part of the local border traffic (MRG) 1 crossing was recorded by a foreigner on the land border with Ukraine, compared to 930 thousand crossings of the Polish border in the same period last year.

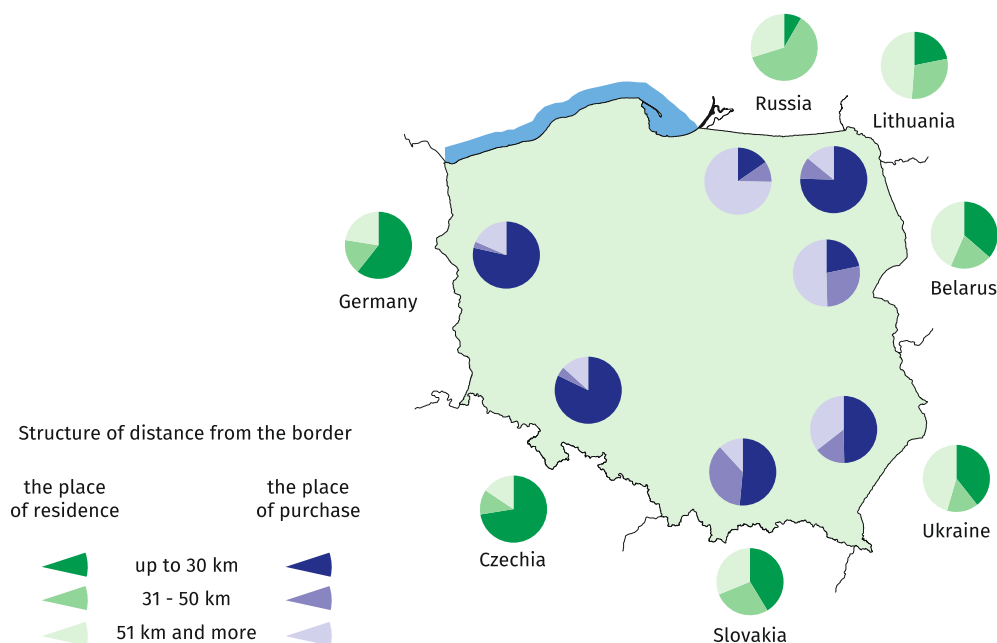
Chart 3. Local border traffic of foreigners on the Polish-Ukrainian border



Delimitation of the land border impact area

The results of the surveys conducted in the 1st quarter of 2021 show that both foreigners and Poles crossing the Polish land border were mostly residents of the villages located at a distance up to 50 km from the border – 75.1% of foreigners and 70.4% of Poles, with 57.6% of foreigners and 57.9% of Poles living in the area up to 30 km from the border.

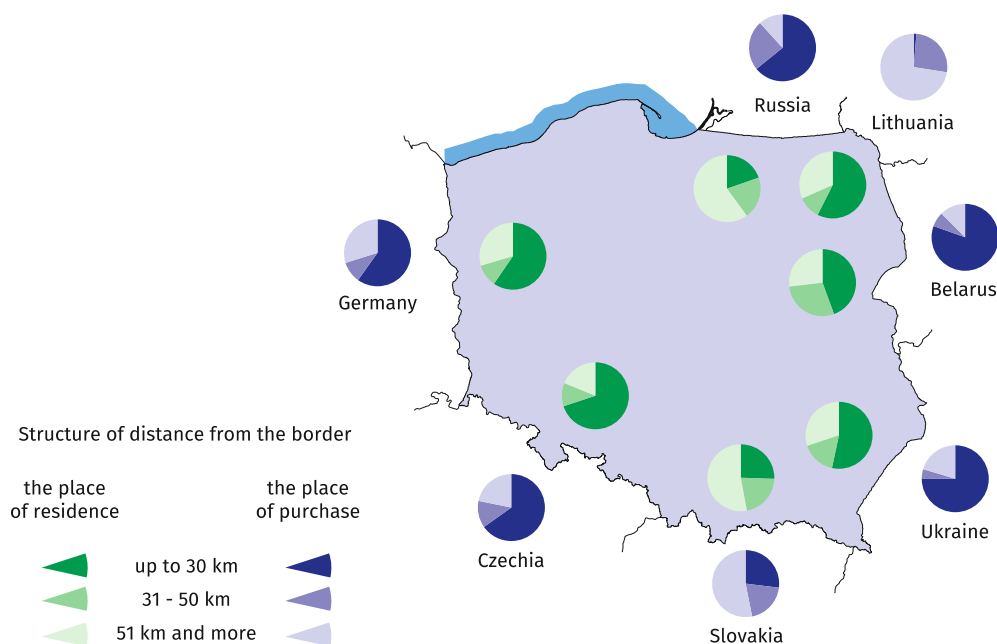
Map 2. Range of impact of the border on the basis of crossing the sections of the border by foreigners in the 1st quarter of 2021



As to the external border of the European Union in Poland, 55.3% of foreigners and 69.8% of Poles crossing the Polish land border lived at the distance of up to 50 km from the border and in the case of the internal border of the European Union 76.9% and 70.4% respectively.

Both foreigners and Poles crossing the Polish land border were most often residents of places located up to 50 km from the border

Map 3. Range of impact of the border on the basis of crossing the sections of the border by Poles in the 1st quarter of 2021



The majority of both foreigners and Poles crossing the Polish land border made purchases within 50 km from the border

The largest number of surveyed foreigners made purchase at the distance of up to 50 km from the border. In the case of the external border of the European Union in Poland it was – 59.8% of those crossing the border, and in the case of the internal EU border – 83.7%. On the other hand, the percentage of Poles making purchase at the distance of up to 50 km from the external border was 82.7% and 65.7% for the internal border.

Methodological notes

1. Presented information was developed on the basis of the survey results of "Trips made by non-residents to Poland. The movement of vehicles and persons at the Polish border with the countries of the European Union" and "Participation of residents of Poland in trips" included in the program of statistical surveys of official statistics. The survey methodology has been prepared by the Statistics Poland, Statistical Office in Rzeszów in cooperation with the National Bank of Poland and the Ministry of Economic Development, Labour and Technology. Since 2014 the surveys conducted jointly by these institutions are the result of the integration of several surveys (including "The survey of goods and services turnover at the external land border of European Union on the territory of Poland").
2. The survey on trips made by foreigners (non-residents) to Poland and the movement of vehicles and persons at the Polish border with the countries of the European Union also in the fourth quarter of 2020 was not carried out in the field by statistical interviewers due to the state of the pandemic. The results of the survey were prepared using other data sources, including administrative and non-administrative ones. The survey of trips made by foreigners (non-residents) includes those leaving Poland by internal and external border of EU in Poland. Persons who have been living in Poland for over one year are not covered by the survey (with the exception of those traveling for educational and health purposes). Data on expenses incurred by foreigners (non-residents) in Poland include goods purchased in Poland for re-sale in the country of foreigner. The survey of border traffic (in both directions - from Poland and to Poland) covers persons and vehicles crossing the Polish border with the European Union at selected border crossings.
3. Survey on the participation of Poles (residents) in trips is conducted in households on a quarterly basis (in the month following the quarter). Due to the state of the pandemic, the survey in households has been conducted using the telephone method since the second quarter of 2020. The survey does not cover persons staying abroad for more than one year (with the exception of those traveling for educational and health purposes). The presented data on expenses incurred abroad by residents include expenses financed only from own funds (expenses financed by workplace and other individuals and institutions are not included) and also goods purchased abroad for resale in Poland.
4. Data on border traffic at the external border of the EU in Poland come from the Border Guard Main Headquarters and concern the number of crossings of the border a person crossing the border several times is counted as many times as he/she crosses this border. Data cover all border crossings (road, rail and river).
5. The agreement between the Government of the Republic of Poland and the Cabinet of Ministers of Ukraine on the principles of local border traffic entered into force on 1 July 2009.
6. The agreement between the Government of the Republic of Poland and the Russian Federation on the principles of local border traffic entered into force on 27 July 2012, however, from 4 July 2016 it remains suspended.
7. In connection with the spread of the infectious disease caused by SARS-CoV-2 virus and the announcement of the state of pandemic threat, on the basis of the Regulation of the Ministry of the Interior and Administration of 13 March 2020 (Journal of Laws of 2020, item 435), border traffic at specific border crossings has been temporarily suspended or restricted since 15 March 2020.
8. Due to rounding the sums of the figures may differ from the figure "total" in some cases. Relative numbers (indicators, percentages) were calculated on the basis of absolute data expressed with more accuracy than it was given in the report. These numbers are correct in terms of content.
9. The data presented are preliminary.

When quoting Statistics Poland data, please provide information: "Source of data: Statistics Poland", and when publishing calculations made on data published by Statistics Poland, please provide information: "Own study based on Statistics Poland data".

Prepared by:
Statistical Office in Rzeszów
Director Marek Cierpiat-Wolan
Office: tel. (+48 17) 853 52 10

Issued by:
**The Spokesperson for the President
of the Statistic Poland**
Karolina Banaszek
Mobile: (+48) 695 255 011

Press Office

Office: tel. (+48 22) 608 34 91, 608 38 04

e-mail: obslugaprasowa@stat.gov.pl



www.stat.gov.pl/en/



[@StatPoland](https://twitter.com/StatPoland)



[@GlownyUrzadStatystyczny](https://www.facebook.com/GlownyUrzadStatystyczny)

Related information

[Border traffic and expenses made by foreigners in Poland and Poles abroad](#)

Terms used in official statistics

[Foreigners](#)

[Non-residents](#)

[Residents](#)

[Local border traffic](#)