

Border traffic and expenses made by foreigners in Poland and by Poles abroad in the 2nd quarter of 2021

23.09.2021

↓ 8.7%

The decrease in the number of crossings of the Polish border in the 1st half of 2021 in relation to the same period of the previous year.

In the 1st half of 2021, the number of crossings of the Polish border amounted to 79.4 million. Compared to the same period of the previous year, a reduction in border traffic was recorded, both for foreigners (by 11.3%) and Poles (by 4.9%).

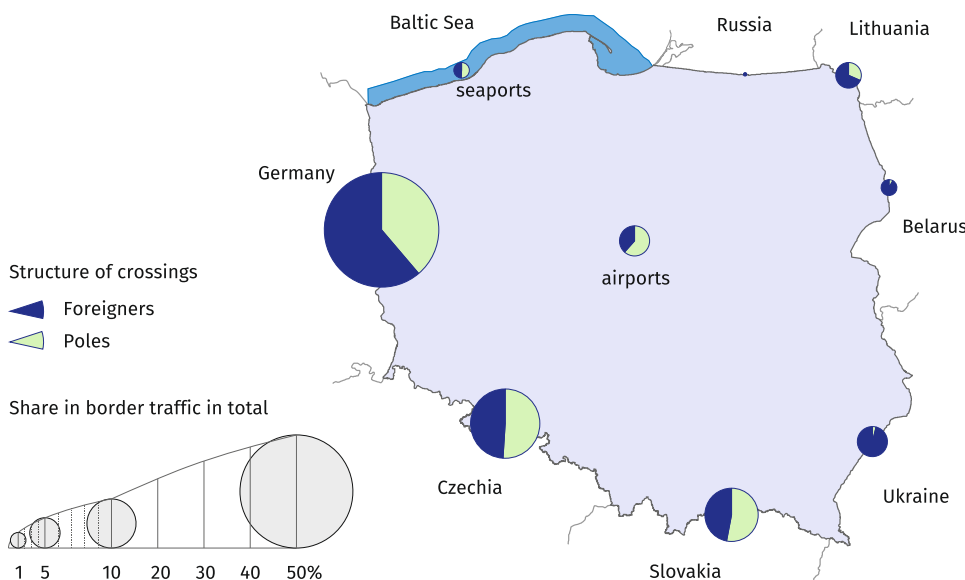
The values of goods and services purchased in this period by foreigners in Poland (PLN 9.3 billion) and goods and services purchased by Poles abroad (PLN 5.2 billion) were lower than in the 1st half of 2020 by 22.5% and 11.8% respectively.

Border traffic

In the 2nd quarter of 2021, the number of crossings of the Polish border amounted to 44.1 million, of which 25.5 million were foreigners (non-residents) and 18.6 million Poles. In the total number of border crossings, foreigners (non-residents) constituted 57.9% and Poles (residents) – 42.1%. The border traffic (from and to Poland) was higher than in the same period of the previous year by 15.2 million. Compared to the previous quarter, the number of crossings was also higher by 24.9% (foreigners by 27.7% and Poles by 21.3%).

In the 2nd quarter of 2021 88.0% of all crossings concerned the land border of Poland with the European Union (EU) countries; 5.8% external land border of the European Union; 5.3% border at airports and 0.9% sea border.

Map 1. Border traffic of people (from and to Poland) by sections of the border in the 2nd quarter of 2021



In the structure of border traffic at the land border, the largest share was accounted for by crossings of the section of the border with Germany (55.2%), followed by the Czechia (21.8%), Slovakia (13.0%), Ukraine (4.8%), Lithuania (3.8%), Belarus (1.3%) and Russia (0.1%).

Among the foreigners crossing individual sections of the Polish land border were citizens of the neighbouring countries, for example: on the border with Ukraine - citizens of Ukraine (93.8%), on the border with Belarus – citizens of Belarus (85.9%), on the border with Russia – citizens of Russia (67.4%).

In the 2nd quarter of 2021, the number of crossings of the Polish border was higher than a year ago. This affected the border traffic of foreigners as well as Poles

In the structure of crossing the Polish border foreigners prevailed

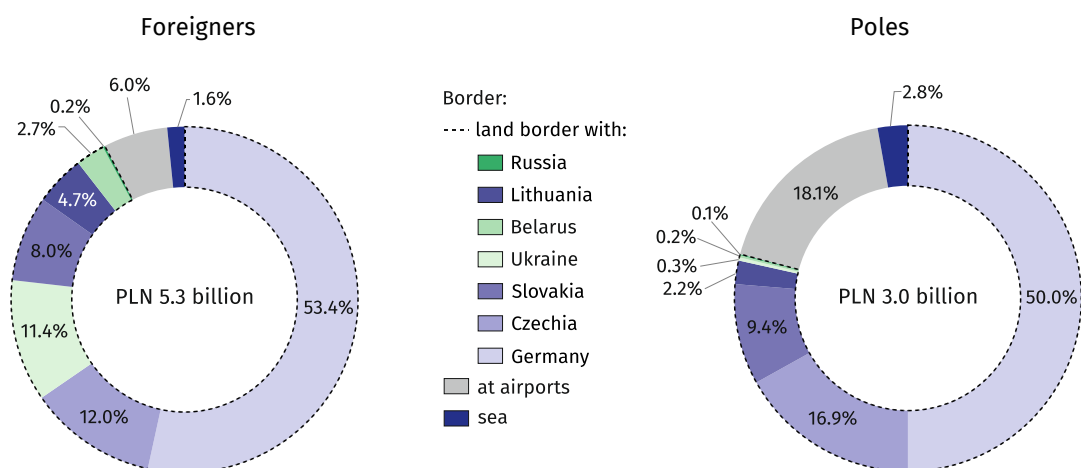
Expenses made by foreigners in Poland and by Poles abroad

In the 1st half of 2020, the value of goods and services purchased in Poland by foreigners amounted to PLN 9.3 billion, while the expenses incurred abroad by Polish residents in this period amounted to PLN 5.2 billion. It was respectively by 22.5% and 11.8% less than in the previous year.

In the 2nd quarter of 2021, the expenses of foreigners in Poland amounted to PLN 5.3 billion, while the expenses incurred abroad by Polish residents in this period amounted to PLN 3.0 billion. It was respectively 62.0% and 89.0% more than in the previous year. Compared to the previous quarter, the expenses of both foreigners and Poles were also higher, by 31.8% and by 35.3% respectively.

The values of goods and services purchased by foreigners in Poland and goods and services purchased by Poles abroad were higher than in the corresponding periods of 2020

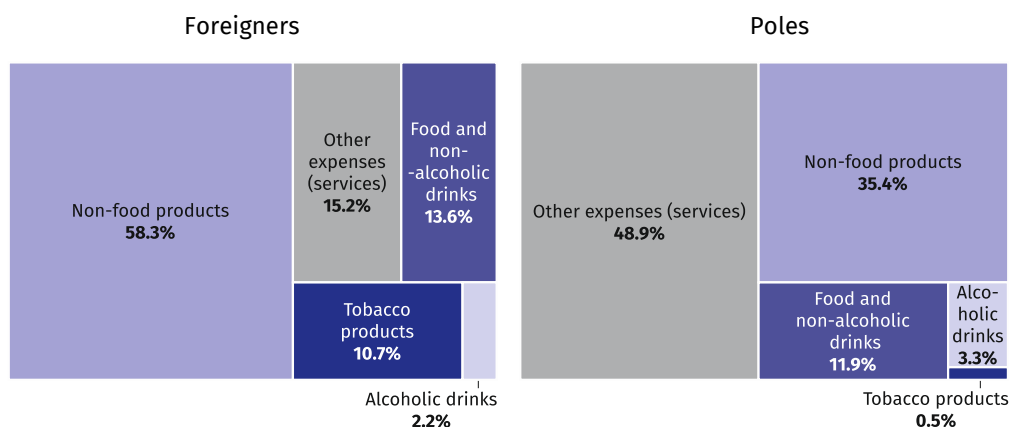
Chart 1. Structure of expenses made by foreigners in Poland and by Poles abroad in the 2nd quarter of 2021



In the structure of expenses incurred in Poland by foreigners crossing the land border, the largest share constituted expenses of persons crossing the border with Germany (57.8%), followed by the Czechia (13.0%), Ukraine (12.3%), Slovakia (8.7%), Lithuania (5.0%), Belarus (2.9%) and Russia (0.2%).

In the case of the residents of Poland crossing the land border of the country, the highest expenses abroad were incurred by persons crossing the border with Germany (63.3%), followed by Czechia (21.4%), Slovakia (11.9%), Lithuania (2.7%), Ukraine (0.4%), Belarus (0.2%) and Russia (0.1%).

Chart 2. Structure of expenses made by foreigners in Poland and by Poles abroad by assortment groups in the 2nd quarter of 2021



Foreigners crossing the external land border of the EU on the territory of Poland incurred 82.2% of their expenses for the purchase of non-food products – 12.8%, on food and non-alcoholic drinks and – 4.9% on other expenses (services).

Polish residents who crossed the external land border of the EU in Poland spent majority of their expenses – 60.4% on the purchase of non-food products, other expenses (services) amounted to 12.9%, and food and non-alcoholic drinks to – 8.9%.

Foreigners crossing the internal EU border spent the largest percentage of their expenses in Poland on non-food products – 57.0%. Food and non-alcoholic drinks had a significant share in the structure of non-residents expenses – 13.8% and other expenses (services) – 13.2%. On the other hand, in the structure of expenditure incurred abroad by Polish citizens, other expenditures (services) dominated – 41.1% and non-food products – 40.8%, while Poles spent 13.7% of their expenses on food and non-alcoholic beverages.

Table 1. Border traffic and expenses of foreigners in Poland and Poles abroad in the 2nd quarter of 2021

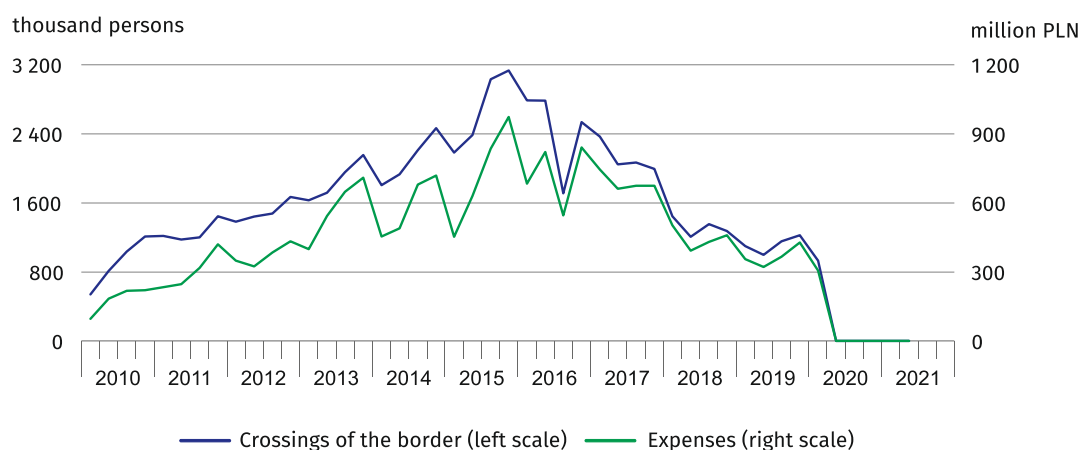
Border	Border traffic ¹				Expenses				Average expenses ²			
	foreigners		Poles		foreigners		Poles		foreigners		Poles	
	thou- sand persons	Q2 2020 =100	thou- sand persons	Q2 2020 =100	million PLN	Q2 2020 =100	million PLN	Q2 2020 =100	PLN	Q2 2020 =100	PLN	Q2 2020 =100
TOTAL	25522.4	153.0	18557.9	152.5	5298.6	162.0	3016.6	189.0	416	107.2	323	125.7
land	24436.1	148.2	16923.7	141.9	4892.5	153.6	2384.0	164.8	400	104.7	278	116.3
EU's external	2443.6	266.7	128.3	215.3	753.9	238.7	17,8	208.0	633	97.6	284	97.3
with: Russia	46.6	257.1	7.2	242.8	10.5	271.4	2.8	177.3	469	98.1	799	76.5
Belarus	480.7	171.0	42.0	128.6	140.6	154.2	5,0	134.9	540	95.0	243	104.7
Ukraine	1916.2	310.6	79.1	330.4	602.8	273.1	10,0	304.3	664	95.8	259	93.9
EU's internal	21992.5	141.3	16795.3	141.6	4138.6	144.2	2366,2	164.5	375	102.5	278	116.4
with: Lithuania	1075.1	123.6	496.7	127.7	246.5	123.2	65.0	136.9	472	96.2	248	110.9
Slovakia	2528.1	129.5	2850.9	139.7	425.2	132.6	283,3	156.1	323	99.0	202	114.5
Czechia	4411.9	150.6	4592.9	143.4	637.2	175.3	509,5	145.4	281	116.4	220	103.7
Germany	13977.3	142.4	8854.9	142.1	2829,7	142.5	1508,4	175.6	408	101.8	333	121.3
sea	189.9	110.4	197.4	142.8	86.7	119.0	85,6	160.1	849	103.8	815	108.3
at airports	896.5	3340.6	1436.9	1362.4	319.4	2724.6	547.1	570.3	759	103.3	828	78.7

¹ From and to Poland. ² Per one person during a single trip.

Differences in expenses, also in terms of the assortment structure of products, were observed on individual sections of the border both among foreigners as well as Poles. It is associated with the way of travelling, destination, length of stay and profitability of shopping abroad, among others.

In the 1st quarter of 2021, as part of the local border traffic (MRG) 2 crossing were recorded by a foreigners on the land border with Ukraine, compared to 959 crossings of the Polish border in the same period last year.

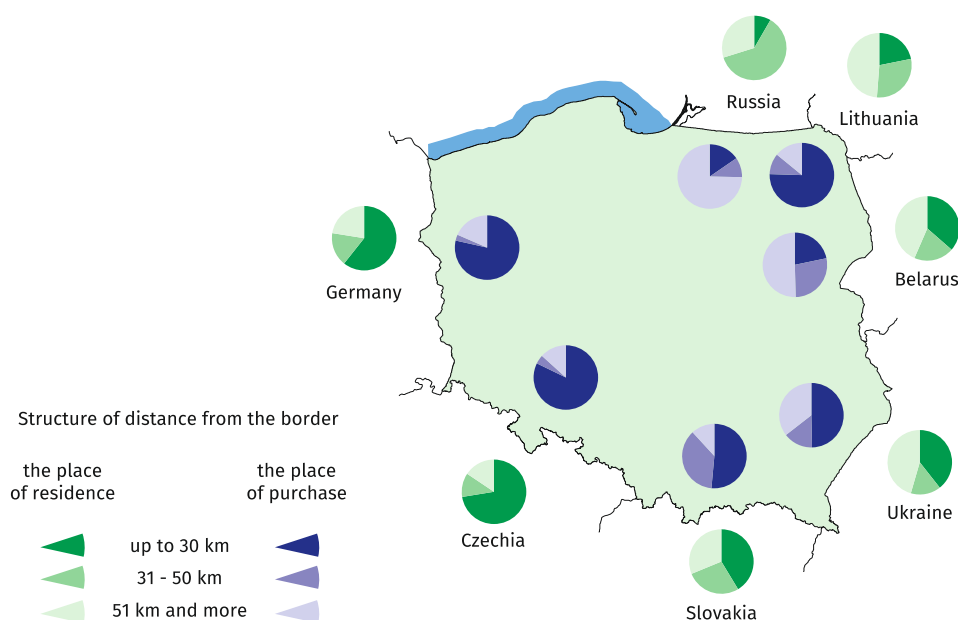
Chart 3. Local border traffic of foreigners on the Polish-Ukrainian border



Delimitation of the land border impact area

The results of the surveys conducted in the 2nd quarter of 2021 show that both foreigners and Poles crossing the Polish land border were mostly residents of the villages located at a distance up to 50 km from the border – 70.2% foreigners and 70,7% Poles, with 51.8% of foreigners and 57.2% Poles living in the area up to 30 km from the border.

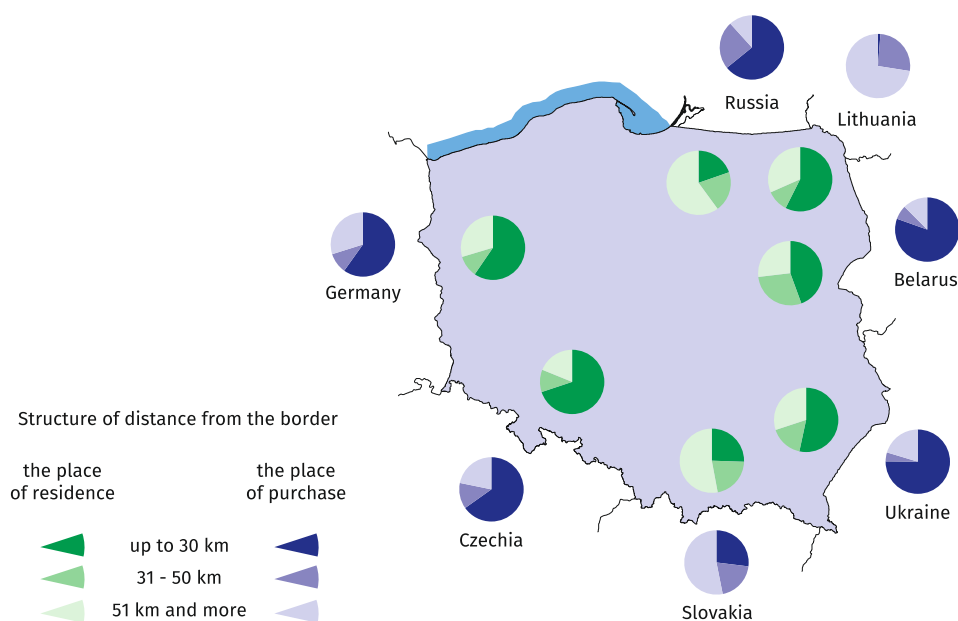
Map 2. Range of impact of the border on the basis of crossing the sections of the border by foreigners in the 2nd quarter of 2021



Both foreigners and Poles crossing the Polish land border were most often residents of places located up to 50 km from the border

As to the external border of the European Union in Poland, 49.3% of foreigners and 68.6% of Poles crossing the Polish land border lived at the distance of up to 50 km from the border, and in the case of the internal border of the European Union 72.4% and 70.8% respectively.

Map 3. Range of impact of the border on the basis of crossing the sections of the border by Poles in the 2nd quarter of 2021



The majority of both foreigners and Poles crossing the Polish land border made purchases within 50 km from the border

The largest number of surveyed foreigners made purchase at the distance of up to 50 km, in the case of the external border of the European Union in Poland it was – 55.9% of those crossing the border, and in the case of the internal EU border – 85.8%. On the other hand, the percentage of Poles making purchase at the distance of up to 50 km from the external border was 80.5% of those crossing the border, and 66.9% for the internal border.

Methodological notes

1. Presented information was developed on the basis of the survey results of "Trips made by non-residents to Poland. The movement of vehicles and persons at the Polish border with the countries of the European Union" and "Participation of residents of Poland in trips" included in the program of statistical surveys of official statistics. The survey methodology has been prepared by the Statistics Poland, Statistical Office in Rzeszów in cooperation with the National Bank of Poland and the Ministry of Economic Development, Labour and Technology. Since 2014 the surveys conducted jointly by these institutions are the result of the integration of several surveys (including "The survey of goods and services turnover at the external land border of European Union on the territory of Poland").
2. The survey on trips made by foreigners (non-residents) to Poland and the movement of vehicles and persons at the Polish border with the countries of the European Union also in the fourth quarter of 2020 was not carried out in the field by statistical interviewers due to the state of the pandemic. The results of the survey were prepared using other data sources, including administrative and non-administrative ones. The survey of trips made by foreigners (non-residents) includes those leaving Poland by internal and external border of EU in Poland. Persons who have been living in Poland for over one year are not covered by the survey (with the exception of those traveling for educational and health purposes). Data on expenses incurred by foreigners (non-residents) in Poland include goods purchased in Poland for re-sale in the country of foreigner. The survey of border traffic (in both directions - from Poland and to Poland) covers persons and vehicles crossing the Polish border with the European Union at selected border crossings.
3. Survey on the participation of Poles (residents) in trips is conducted in households on a quarterly basis (in the month following the quarter). Due to the state of the pandemic, the survey in households has been conducted using the telephone method since the second quarter of 2020. The survey does not cover persons staying abroad for more than one year (with the exception of those traveling for educational and health purposes). The presented data on expenses incurred abroad by residents include expenses financed only from own funds (expenses financed by workplace and other individuals and institutions are not included) and also goods purchased abroad for resale in Poland.
4. Data on border traffic at the external border of the EU in Poland come from the Border Guard Main Headquarters and concern the number of crossings of the border a person crossing the border several times is counted as many times as he/she crosses this border. Data cover all border crossings (road, rail and river).
5. The agreement between the Government of the Republic of Poland and the Cabinet of Ministers of Ukraine on the principles of local border traffic entered into force on 1 July 2009.
6. The agreement between the Government of the Republic of Poland and the Russian Federation on the principles of local border traffic entered into force on 27 July 2012, however, from 4 July 2016 it remains suspended.
7. In connection with the spread of the infectious disease caused by SARS-CoV-2 virus and the announcement of the state of pandemic threat, on the basis of the Regulation of the Ministry of the Interior and Administration of 13 March 2020 (Journal of Laws of 2020, item 435), border traffic at specific border crossings has been temporarily suspended or restricted since 15 March 2020.
8. Due to rounding the sums of the figures may differ from the figure "total" in some cases. Relative numbers (indicators, percentages) were calculated on the basis of absolute data expressed with more accuracy than it was given in the report. These numbers are correct in terms of content.
9. The data presented are preliminary.

When quoting Statistics Poland data, please provide information: "Source of data: Statistics Poland", and when publishing calculations made on data published by Statistics Poland, please provide information: "Own study based on Statistics Poland data".

Prepared by:
Statistical Office in Rzeszów
Director Marek Cierpiat-Wolan
Office: tel. (+48 17) 853 52 10

Issued by:
**The Spokesperson for the President
of the Statistic Poland**
Karolina Banaszek
Mobile: (+48) 695 255 011

Press Office

Office: tel. (+48 22) 608 34 91, 608 38 04

e-mail: obslugaprasowa@stat.gov.pl



www.stat.gov.pl/en/



[@StatPoland](https://twitter.com/StatPoland)



[@GlownyUrzadStatystyczny](https://www.facebook.com/GlownyUrzadStatystyczny)

Related information

[Border traffic and expenses made by foreigners in Poland and Poles abroad](#)

Terms used in official statistics

[Foreigners](#)

[Non-residents](#)

[Residents](#)

[Local border traffic](#)