

Tourist accommodation establishments and its occupancy in the 1st half of 2022

(concerns tourist accommodation establishments with 10 or more bed places)

05.10.2022

 **177.1%**

Increase in the number of tourists accommodated in accommodation establishments in the 1st half of 2022 compared to the same period last year

In the 1st half of 2022, 14.7 million tourists were accommodated in tourist accommodation establishments and 37.5 million overnight stays were provided for them. Compared to the same period of 2021, this was an increase of 177.1% and 152.2% respectively. Compared to the 1st half of 2021, the occupancy rate also increased from 19.9% to 36.2%.

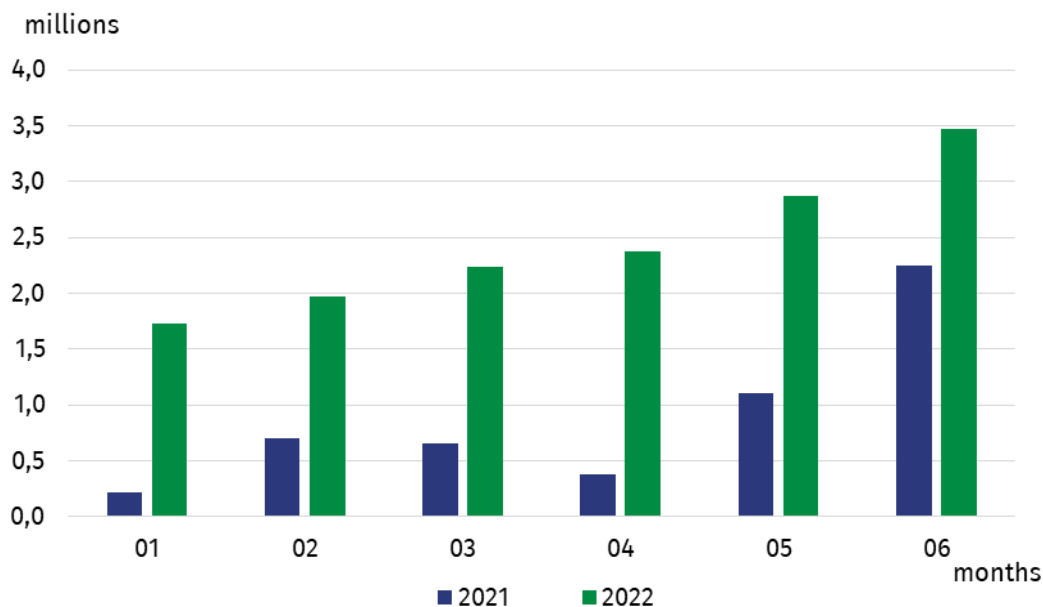
In the 1st half of 2022, there was an increase in the occupancy of tourist accommodation establishments in Poland compared to the same period in 2021. The increase in the number of tourists and their overnight stays was largely influenced by the lack of restrictions on the operation of the accommodation base, which were in force in the first three months of last year due to the COVID-19 pandemic.

Occupancy of tourist accommodation establishments in the 1st half of 2022

14.7 million people stayed in tourist accommodation establishments in the first half of 2022, 177.1% more than in the same period last year. The smallest number of tourists stayed in accommodation establishments in January - 1.7 million, but there were more than eight times as many tourists as in the corresponding month of 2021. The highest number of tourists stayed in establishments in June - 3.5 million and there were 54.3% more tourists compared to June last year.

In the period 01-06.2022, 14.7 million people were accommodated in tourist accommodation establishments, of which 2.3 million came from abroad

Chart 1. Tourists accommodated in tourist accommodation establishments



In the first half of 2022, the largest number of tourists stayed in hotels - 10.5 million. Among other types of establishments, 1.1 million tourists stayed overnight in other hotel establishments, while 690.0 thousand stayed in holiday centres. Tourists also stayed in large numbers in health establishments (375.3 thousand), training-recreational centres (346.8 thousand) and guest rooms/private accommodation (327.3 thousand).

Compared to the first half of 2021, an increase in the number of persons staying overnight was recorded in all types of establishments, with the largest increase, more than threefold, occurring in shelters, followed by hotels and youth shelters (nearly 3 times more).

Most tourists stayed overnight in establishments located in Mazowieckie Voivodship - 2.6 million. A large number of tourists also stayed in Małopolskie Voivodship (2.3 million), Dolnośląskie (1.7 million), Pomorskie and Zachodniopomorskie Voivodships (1.3 million each) and Śląskie Voivodship (1.2 million). Compared to the same period last year, an increase in the number of overnight visitors was recorded in all voivodships, with the largest increase, almost fourfold, occurring in Mazowieckie Voivodship. The smallest increase was recorded in accommodation establishments located in Podlaskie Voivodship - by 89.7%.

In the first half of 2022, almost 6 times more foreign tourists were accommodated in accommodation establishments than in the corresponding period of 2021

Table 1. Tourists in tourist accommodation establishments in the 1st half of 2022

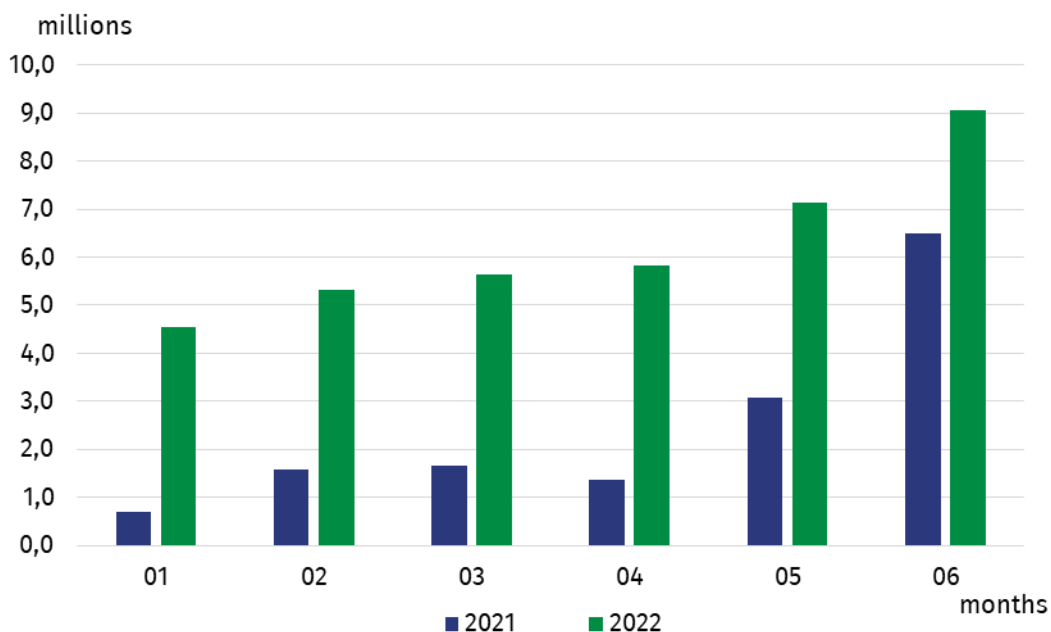
Specification	Total		Domestic tourists		Foreign tourists	
	in thousands	1st half of 2021=100	in thousands	1st half of 2021=100	in thousands	1st half of 2021=100
Poland	14,673.9	277.1	12,351.0	252.9	2,322.9	564.4
Dolnośląskie	1,660.4	293.3	1,447.5	279.7	213.0	436.7
Kujawsko-Pomorskie	588.3	253.5	557.4	250.5	30.9	323.3
Lubelskie	487.5	240.1	417.7	215.2	69.8	785.8
Lubuskie	263.5	198.0	210.2	181.6	53.3	308.0
Łódzkie	523.6	256.3	468.6	249.8	55.0	329.7
Małopolskie	2,276.2	342.1	1,828.6	291.9	447.6	1,148.0
Mazowieckie	2,629.6	366.1	2,018.5	322.9	611.1	656.3
Opolskie	143.8	246.6	131.2	238.6	12.6	379.6
Podkarpackie	524.0	256.5	427.0	222.2	97.1	794.7
Podlaskie	230.9	189.7	191.1	170.1	39.8	425.2
Pomorskie	1,317.1	233.9	1,177.4	220.9	139.6	464.6
Śląskie	1,166.6	270.9	1,016.8	257.0	149.8	428.5
Świętokrzyskie	273.9	240.3	263.7	241.5	10.2	213.3
Warmińsko-Mazurskie	492.3	241.0	470.6	235.7	21.7	469.9
Wielkopolskie	826.0	260.6	731.0	251.0	95.0	369.1
Zachodniopomorskie	1,270.2	226.7	993.7	196.0	276.5	518.9

Among the total number of tourists staying overnight in the first six months of this year, 84.2% were domestic tourists (12.4 million), while 15.8% were foreign tourists (2.3 million), and compared to the same period in 2021, this was almost 3 times and 6 times more, respectively.

The total number of foreign tourists was dominated by tourists from Europe with 2.0 million (85.3% of total foreign tourists). Among them, 27.8% were Germans (550.1 thousand), 21.4% Ukrainians (424.3 thousand), and 8.5% were from the UK (167.6 thousand).

In the first half of 2022, 37.5 million overnight stays were provided, almost three times more than in the first half of last year. More than half of the overnight stays were provided in hotels - 20.8 million. Health establishments provided 4.7 million overnight stays, while holiday centres provided 3.2 million overnight stays.

Chart 2. Overnight stays provided in tourist accommodation establishments



On average, tourists stayed 2.6 nights; the shortest stays were in shelters, motels and hotels (approx. 2 nights each), while they stayed the longest in health establishments, staying an average of 12.4 nights, followed by holiday youth centres (5.1 nights) and holiday centres (4.7 nights).

Domestic tourists were provided with 31.6 million overnight stays, more than two times the number from the previous year, while foreign tourists received 6.0 million overnight stays, almost five times the number.

Compared with the same period last year, an increase in the number of overnight stays was recorded in all voivodships. A more than threefold increase was recorded in Mazowieckie and Małopolskie Voivodships. A large increase in the number of overnight stays (nearly 3-fold) was also recorded in establishments located in Dolnośląskie and Śląskie Voivodships. The smallest increase in the number of overnight stays provided was in Lubuskie Voivodship (by 67.6%).

Considering the country of permanent residence all voivodships saw an increase in the number of overnight stays provided to domestic and foreign tourists. An almost threefold increase in the number of overnight stays by domestic tourists was recorded in Mazowieckie, Dolnośląskie and Małopolskie Voivodships. The smallest increase in the number of overnight stays by domestic tourists was recorded in establishments located in Lubuskie Voivodship (by 57.4%).

The largest increase, more than 12-fold, in the number of overnight stays provided to foreign tourists was in Małopolskie Voivodship. Large increases were also recorded in the following voivodships: Lubelskie (more than 6-fold), Mazowieckie (almost 6-fold) and Zachodniopomorskie (more than 5-fold). The smallest increase was recorded in establishments located in Świętokrzyskie Voivodship (by 31.7%).

In the first half of this year, tourists made 2.6 overnight stays on average

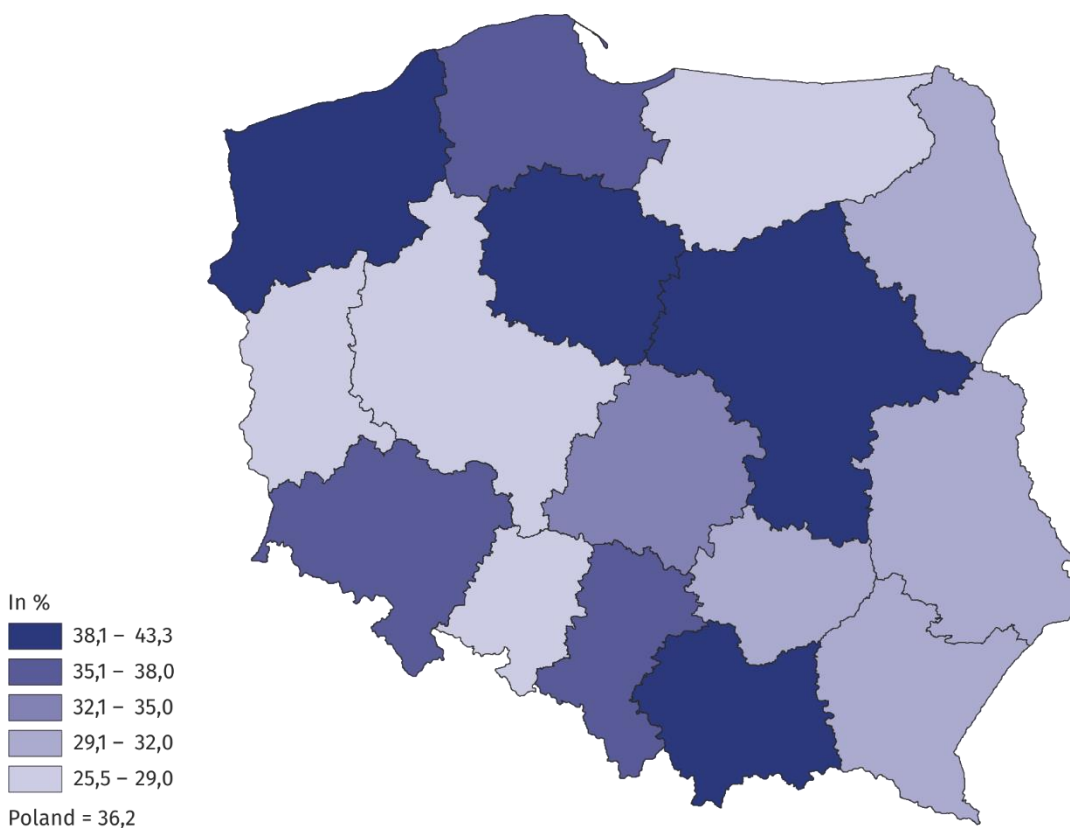
Table 2. Overnight stays in tourist accommodation establishments in the 1st half of 2022

Specification	Total		Domestic tourists		Foreign tourists	
	in thou- sands	1st half of 2021=100	in thou- sands	1st half of 2021=100	in thou- sands	1st half of 2021=100
Poland	37,547.7	252.2	31,552.0	232.2	5,995.7	460.4
Dolnośląskie	4,304.6	288.7	3,809.8	278.7	494.8	398.2
Kujawsko -Pomorskie	1,945.7	222.3	1,846.8	221.5	99.0	239.8
Lubelskie	1,004.7	222.5	872.9	202.7	131.8	631.2
Lubuskie	540.7	167.6	415.5	157.4	125.2	213.5
Łódzkie	1,115.3	234.9	923.5	244.1	191.9	198.9
Małopolskie	6,071.6	313.9	4,935.2	268.0	1,136.4	1,218.0
Mazowieckie	4,712.7	328.2	3,416.9	282.8	1,295.8	568.7
Opolskie	301.1	232.4	268.5	223.3	32.5	349.6
Podkarpackie	1,431.8	234.8	1,229.9	217.3	201.8	460.1
Podlaskie	527.4	201.9	470.4	192.1	56.9	350.1
Pomorskie	3,564.2	209.2	3,194.4	199.2	369.8	370.1
Śląskie	2,823.2	261.2	2,431.6	251.5	391.6	343.1
Świętokrzyskie	821.8	199.5	792.2	203.5	29.7	131.7
Warmińsko -Mazurskie	1,110.1	219.7	1,055.2	215.0	54.9	378.6
Wielkopolskie	1,586.4	245.1	1,328.4	241.6	257.9	265.5
Zachodniopomor- skie	5,686.4	222.7	4,560.7	195.7	1,125.7	507.5

In the first half of this year, the occupancy rate of bed places was 36.2%, which was 16.3 pp higher than in the previous year. As in previous periods, the highest occupancy rate was recorded in health establishments - the occupancy rate was 69.1%, while these establishments also saw an increase of 22.2 pp. The occupancy rate above the national average was also recorded in hostels - 43.9% and in hotels - 39.6%. In the other types of establishments, the occupancy rate ranged from 14.0% in agritourism lodgings to 32.6% in holiday centres.

In the first half of this year, the occupancy rate was 36.2%, 16.3 pp higher than in the same period last year

Map 1. Occupancy rate of bed places in tourist accommodation establishments in the first half of 2022



Tourist accommodation establishments – as of the end of July 2022

At the end of July 2022, 9766 tourist accommodation establishments were operating in Poland, i.e. 1.8% less than a year ago. Among the establishments operating in July this year, the highest number was hotels (2,569), followed by guest rooms/private accommodation (1,937), other hotel establishments (933) and holiday centres (918).

The largest number of tourist accommodation establishments was located in Zachodniopomorskie Voivodship (1,397), followed by Pomorskie Voivodship (1,395), Małopolskie Voivodship (1,313) and Dolnośląskie Voivodship (914). These voivodships concentrated more than half of the country's accommodation establishments.

As of 31 July this year, 779.9 thousand bed places were prepared for tourists, including 220.8 thousand seasonal bed places. The largest number of bed places was provided by hotels - 302.8 thousand, followed by holiday centres - 116.6 thousand. Compared to the end of July 2021, the number of bed places fell by 0.5% (4.2 thousand).

The largest number of bed places prepared to receive tourists was in Zachodniopomorskie Voivodship - 143.3 thousand, followed by Pomorskie Voivodship - 110.9 thousand and Małopolskie Voivodship - 97.9 thousand.

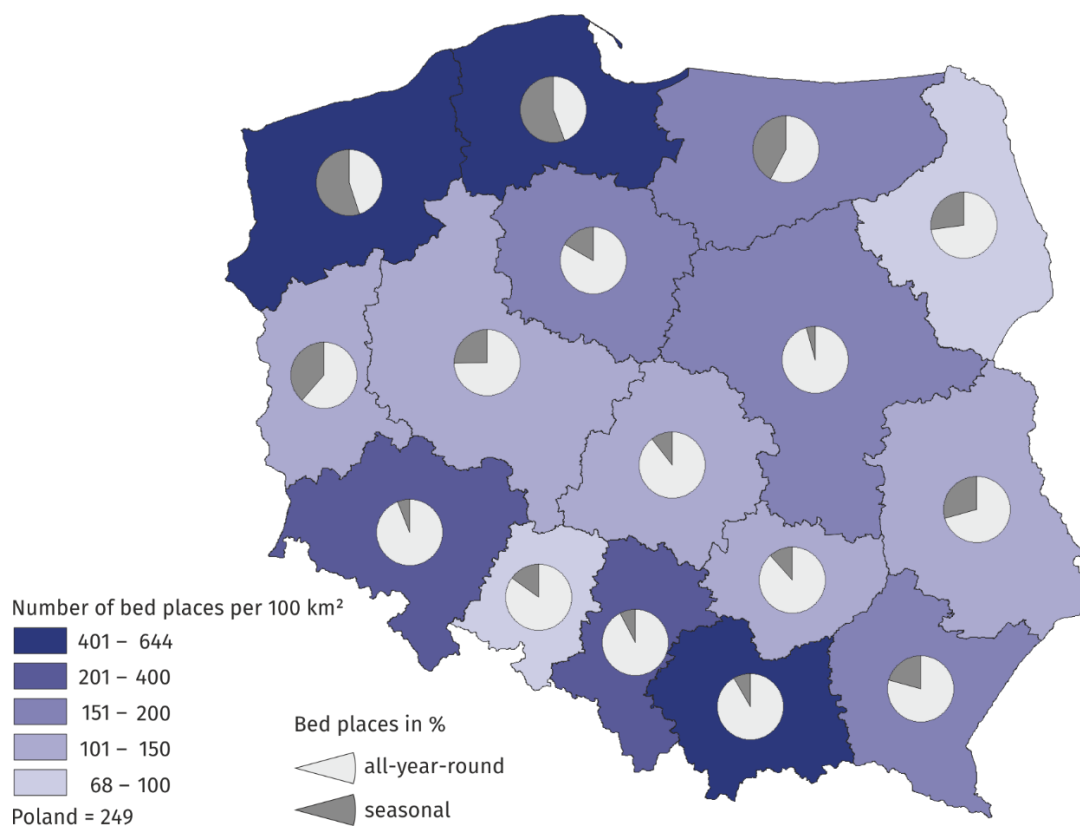
Tourist accommodation establishments in Poland are of medium size - on average they have almost 80 bed places. The largest are health establishments with an average of almost 194 bed places, holiday youth centres - over 145 bed places and camping sites - almost 141 bed places. Hotels have an average of almost 118 bed places and 57 rooms.

As at 31 July this year, there were 7,288 catering establishments in tourist accommodation establishments, i.e. 44 fewer than in the previous year. The largest group of establishments were restaurants - 3,124, i.e. 42.9% of the total number of establishments, followed by bars and cafés - 2,063 (28.3%).

As of 31 July 2022, there were 9766 tourist accommodation establishments operating in Poland, with 779,9 bed places

Map 2. Bed places in tourist accommodation establishments in 2022

As of 31 July



When quoting Statistics Poland data, please provide information: “Source of data: Statistics Poland”, and when publishing calculations made on data published by Statistics Poland, please provide information: “Own study based on Statistics Poland data”.







Prepared by:
Statistical Office in Rzeszów
Director Marek Cierpiat-Wolan
Phone: (+48 17) 853 52 10

Issued by:
**The Spokesperson for the President
of Statistics Poland**
Karolina Banaszek
Phone: (+48) 695 255 011

Press Office

Phone: (+48 22) 608 38 04

e-mail: obslugaprasowa@stat.gov.pl

-  stat.gov.pl/en/
-  [@StatPoland](https://twitter.com/StatPoland)
-  [@GlownyUrzadStatystyczny](https://www.facebook.com/GlownyUrzadStatystyczny)
-  [gus_stat](https://www.instagram.com/gus_stat)
-  [glownyurządstatystycznygus](https://www.youtube.com/glownyurządstatystycznygus)
-  [glownyurządstatystyczny](https://www.linkedin.com/company/glownyurządstatystyczny)

Related information

[Occupancy of tourist accommodation establishments in March 2022 in the face of the inflow of refugees from Ukraine and the absence of restrictions related to the COVID-19 pandemic.](#)

[Occupancy of tourist accommodation establishments in 2021.](#)

[Tourism in 2021.](#)

Data available in databases

[Local data bank](#)

Terms used in official statistics

[Tourist](#)

[Tourist accommodation establishment](#)

[Bed places in tourist accommodation establishments](#)

[Foreign tourists in tourist accommodation establishments](#)

[Nights spent \(overnight stays\) in tourist accommodation establishments](#)

[Duration of the stay](#)

[Occupancy rate of bed places in tourist accommodation establishments](#)