

Tourist accommodation establishments and its occupancy in the 1st half of 2023

(concerns tourist accommodation establishments with 10 or more bed places)

05.10.2023

 **11.7%**

Increase in the number of tourists accommodated in accommodation establishments in the 1st half of 2023 compared to the same period last year

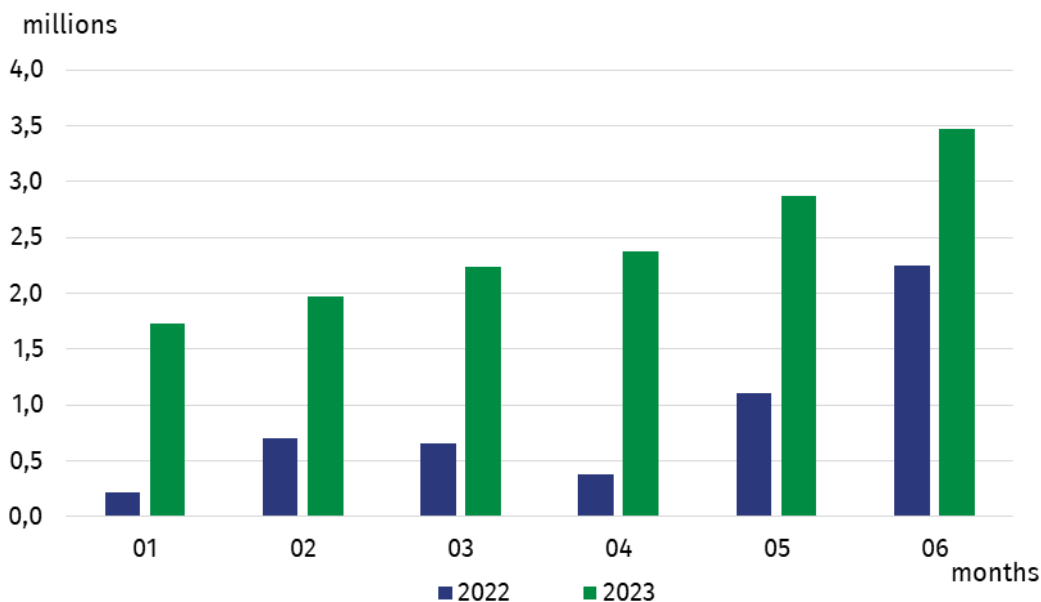
In the 1st half of 2023, 16.4 million tourists were accommodated in tourist accommodation establishments and 40.4 million overnight stays were provided for them. Compared to the same period of 2022, this was an increase of 11.7% and 7.5% respectively. Compared to the 1st half of 2022, the occupancy rate also increased from 36.2% to 37.8%.

Occupancy of tourist accommodation establishments in the 1st half of 2023

16.4 million people stayed in tourist accommodation establishments in the first half of 2023, 11.7% more than in the same period last year. The smallest number of tourists stayed in accommodation establishments in January – 2.2 million (27.7% more than in the corresponding month of 2022). The highest number of tourists stayed in establishments in June - 3.6 million and there were 3.1% more tourists compared to June last year.

In the period 01-06.2023, 3.2 million tourists in accommodation establishments came from abroad

Chart 1. Tourists accommodated in tourist accommodation establishments



In the first half of 2023, the largest number of tourists stayed in hotels – 11.8 million persons. Among other types of establishments, 1.2 million tourists stayed overnight in other hotel establishments, while 0.8 million stayed in holiday centres. Tourists also stayed in large numbers in health establishments (414.5 thousand), training-recreational centres (390.0 thousand) and guest rooms/private accommodation (373.4 thousand).

Compared to the first half of 2022, an increase in the number of persons staying overnight was recorded in the most of types of establishments, with the largest increase (by 50,5%) occurring in youth shelters, followed by school youth hostels (by 22.1%) and motels (by 20.5%). Fewer tourists than last year spent nights at tent camp sites (by 13.5%), agrotourism lodgings (by 8.6%), holiday youth centres (by 7.8%) and shelters (by 3.2%).

Most tourists stayed overnight in establishments located in Mazowieckie Voivodship – 3.0 million. A large number of tourists also stayed in Małopolskie Voivodship (2.6 million), Dolnośląskie (1.9 million), Pomorskie (1.5 million), Zachodniopomorskie (1.4 million) and Śląskie Voivodship (1.3 million). Compared to the same period last year, an increase in the number of overnight visitors was recorded in all voivodships, with the largest increase (by 16.6%) occurring in Łódzkie Voivodship. The smallest increase was recorded in accommodation establishments located in Podkarpackie Voivodship - by 1.3%.

In the first half of 2023, 37.5% more foreign tourists were accommodated in tourist accommodation establishments than in the corresponding period in 2022

Table 1. Tourists in tourist accommodation establishments in the 1st half of 2023

Specification	Total		Domestic tourists		Foreign tourists	
	in thousands	1st half of 2022=100	in thousands	1st half of 2022=100	in thousands	1st half of 2022=100
Poland	16,383.5	111.7	13,230.8	107.1	3,152.7	135.7
Dolnośląskie	1,883.4	113.4	1,570.5	108.5	312.9	146.9
Kujawsko-Pomorskie	658.9	112.0	616.0	110.5	42.9	138.8
Lubelskie	546.7	112.2	476.4	114.1	70.3	100.7
Lubuskie	276.5	105.0	214.3	102.0	62.2	116.8
Łódzkie	610.3	116.6	545.2	116.3	65.1	118.4
Małopolskie	2,649.5	116.4	1,908.0	104.3	741.5	165.7
Mazowieckie	2,979.6	113.3	2,220.5	110.0	759.1	124.2
Opolskie	159.7	111.0	144.3	110.0	15.4	122.3
Podkarpackie	530.7	101.3	438.9	102.8	91.8	94.5
Podlaskie	259.1	112.2	210.6	110.2	48.5	121.9
Pomorskie	1,465.8	111.3	1,221.9	103.8	243.9	174.7
Śląskie	1,253.4	107.4	1,068.6	105.1	184.8	123.4
Świętokrzyskie	303.0	110.7	289.1	109.6	13.9	137.0
Warmińsko-Mazurskie	531.4	107.9	498.7	106.0	32.7	151.0
Wielkopolskie	856.1	103.6	739.6	101.2	116.5	122.6
Zachodniopomorskie	1,419.2	111.7	1,068.1	107.5	351.1	127.0

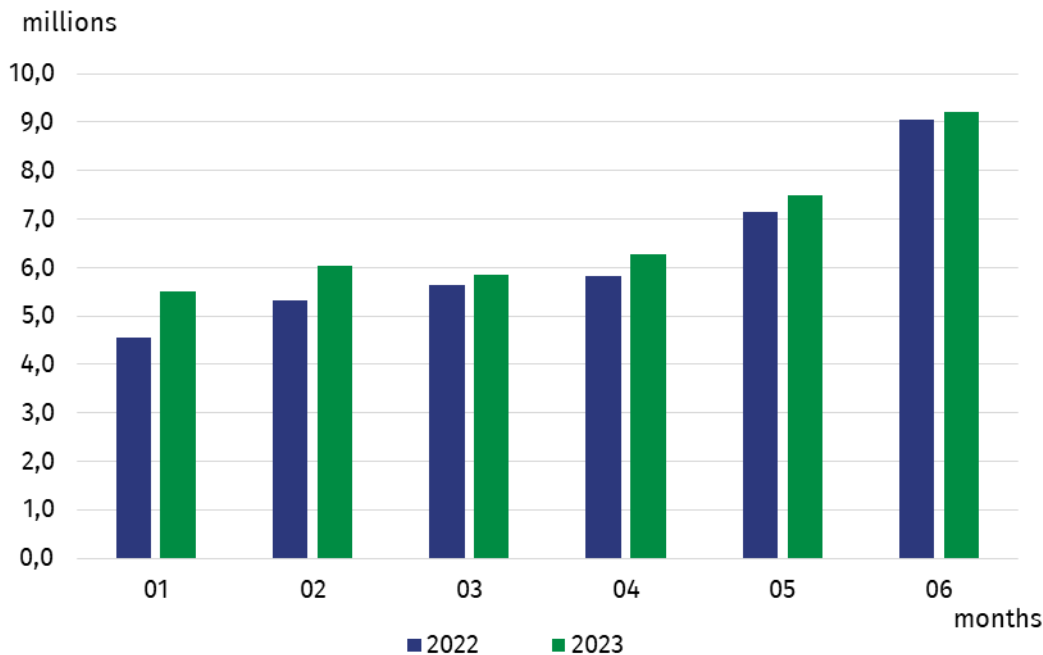
Among the total number of tourists staying overnight in the first six months of this year, 80.8% were domestic tourists (13.2 million), while 19.2% were foreign tourists (3.2 million), and compared to the same period in 2022, this was 7.1% and 35.7% more, respectively.

The total number of foreign tourists was dominated by tourists from Europe with 2.7 million (84.7% of total foreign tourists). Among them, 23.0% were Germans (724.7 thousand), 14.1% Ukrainians (444.4 thousand), and 9.6% were from the UK (302.3 thousand).

In the first half of 2023, 40.4 million overnight stays were provided (7.5% more than in the first half of last year). More than half of the overnight stays were provided in hotels –

22.7 million. Health establishments provided 5.2 million overnight stays, while holiday centres provided 3.4 million overnight stays.

Chart 2. Overnight stays provided in tourist accommodation establishments



On average, tourists stayed 2.5 nights; the shortest stays were in shelters, motels and hotels (less than 2 nights each), while they stayed the longest in health establishments, staying an average of 12.5 nights, followed by holiday centres (4.6 nights) and holiday youth centres (3.9 nights).

Domestic tourists were provided with 32.9 million overnight stays (4.1% more than last year), while foreign tourists received 7.5 million overnight stays (over 1/4 more compared to last year).

Compared with the same period last year, an increase in the number of overnight stays was recorded in 15 voivodships; the largest (by 11.0%) was in Małopolskie voivodship. An increase of more than 10% was recorded in the following voivodships: Kujawsko-Pomorskie, Świętokrzyskie, Podkarpackie. The smallest increase in the number of overnight stays provided was in Śląskie voivodship (by 2.8%), while a decrease of 1.3% was recorded in Podlaskie.

Considering the country of permanent residence, 13 voivodships saw an increase in the number of overnight stays provided to domestic tourists. Double-digit increase in the number of overnight stays by domestic tourists was recorded in these voivodships: Podkarpackie (by 11.4%), Kujawsko-Pomorskie (by 10.5%). A decrease occurred in accommodation establishments located in Podlaskie (by 5.6%), Lubuskie (by 1.7%) and Pomorskie (by 0.3%) Voivodships.

The largest increase, more than 60%, in the number of overnight stays provided to foreign tourists was in Pomorskie Voivodship. Large increases were also recorded in the following voivodships: Małopolskie (by 54.7%), Warmińsko-Mazurskie (by 41.8%) and Świętokrzyskie (by 40.3%). The smallest increase was recorded in establishments located in Podkarpackie Voivodship (by 3.6%), while Lubelskie Voivodship recorded a decrease of nearly 11%.

In the first half of this year, tourists made 2.5 overnight stays on average

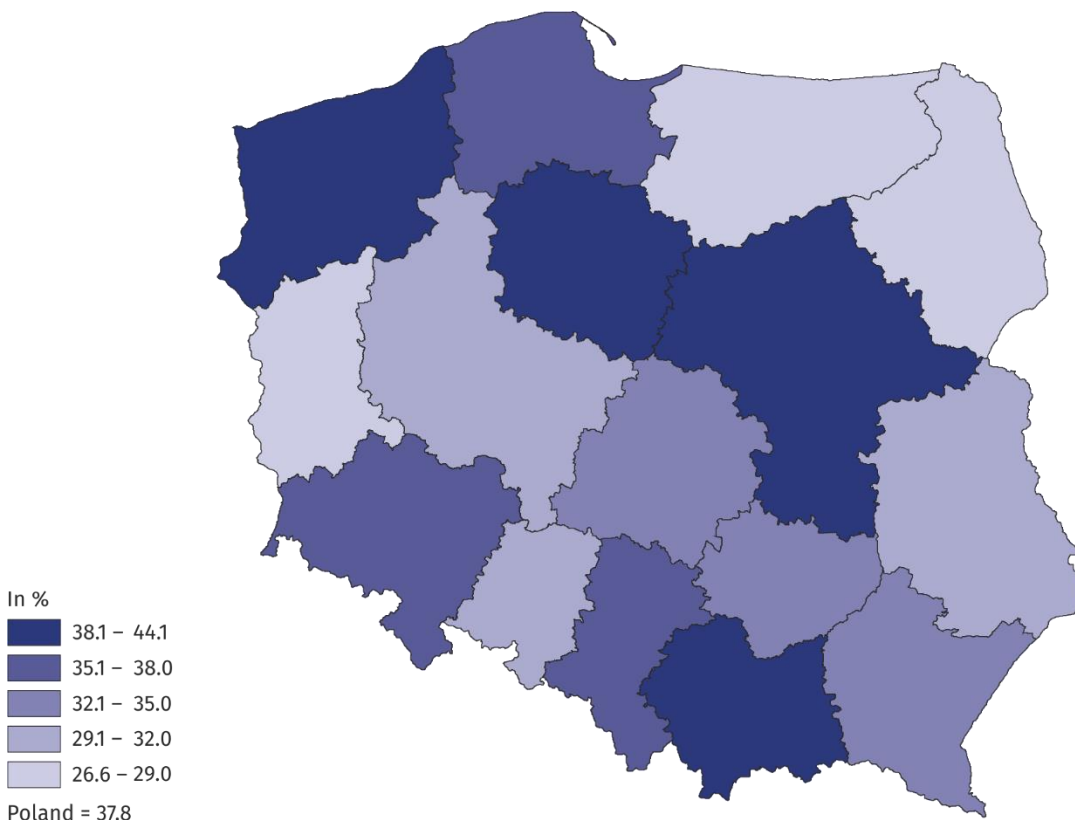
Table 2. Overnight stays in tourist accommodation establishments in the 1st half of 2023

Specification	Total		Domestic tourists		Foreign tourists	
	in thousands	1st half of 2022=100	in thousands	1st half of 2022=100	in thousands	1st half of 2022=100
Poland	40,376.1	107.5	32,859.2	104.1	7,516.8	125.4
Dolnośląskie	4,713.1	109.5	4,024.6	105.6	688.5	139.1
Kujawsko-Pomorskie	2,154.9	110.8	2,040.7	110.5	114.2	115.4
Lubelskie	1,061.3	105.6	943.6	108.1	117.6	89.2
Lubuskie	558.2	103.2	408.4	98.3	149.8	119.6
Łódzkie	1,172.6	105.1	970.4	105.1	202.2	105.4
Małopolskie	6,737.2	111.0	4,979.1	100.9	1,758.1	154.7
Mazowieckie	4,911.8	104.2	3,562.4	104.3	1,349.4	104.1
Opolskie	323.8	107.5	286.5	106.7	37.2	114.4
Podkarpackie	1,579.7	110.3	1,370.5	111.4	209.1	103.6
Podlaskie	520.7	98.7	443.9	94.4	76.8	134.9
Pomorskie	3,776.5	106.0	3,183.5	99.7	593.0	160.3
Śląskie	2,902.3	102.8	2,475.5	101.8	426.8	109.0
Świętokrzyskie	907.7	110.5	866.1	109.3	41.6	140.3
Warmińsko-Mazurskie	1,189.7	107.2	1,111.9	105.4	77.8	141.8
Wielkopolskie	1,638.4	103.3	1,343.0	101.1	295.4	114.5
Zachodniopomorskie	6,228.3	109.5	4,849.0	106.3	1,379.3	122.5

In the first half of this year, the occupancy rate of bed places was 37.8%, which was 1.6 pp higher than in the previous year. As in previous periods, the highest occupancy rate was recorded in health establishments, where the occupancy rate was 75.9%, while these establishments also saw an increase of 6.8 pp. The occupancy rate above the national average was also recorded in hostels - 45.0% and in hotels - 41.1%. In the other types of establishments, the occupancy rate ranged from 9.7% in camping sites to 34.1% in holiday centres.

In the first half of 2023, the highest occupancy rate (44.1%) was recorded in the Kujawsko-Pomorskie voivodship

Map 1. Occupancy rate of bed places in tourist accommodation establishments in the first half of 2023



Tourist accommodation establishments – as of the end of July 2023

At the end of July 2023, 9,809 tourist accommodation establishments were operating in Poland, i.e. 0.4% more than a year ago. Among the establishments operating in July this year, the highest number was hotels (2,581), followed by guest rooms/private accommodation (1,982), other hotel establishments (944) and holiday centres (907).

The largest number of tourist accommodation establishments was located in Zachodniopomorskie Voivodship (1,421), followed by Pomorskie Voivodship (1,380), Małopolskie Voivodship (1,319) and Dolnośląskie Voivodship (914). These voivodships concentrated more than half of the country's accommodation establishments.

As of 31 July this year, 793.1 thousand bed places were prepared for tourists, including 213.5 thousand seasonal bed places. The largest number of bed places was provided by hotels - 315.3 thousand, followed by holiday centres - 113.5 thousand. Compared to the end of July 2022, the number of bed places increased by 1.7% (by 13.1 thousand).

The largest number of bed places prepared to receive tourists was in Zachodniopomorskie Voivodship - 146.8 thousand, followed by Pomorskie Voivodship - 108.9 thousand and Małopolskie Voivodship - 99.9 thousand.

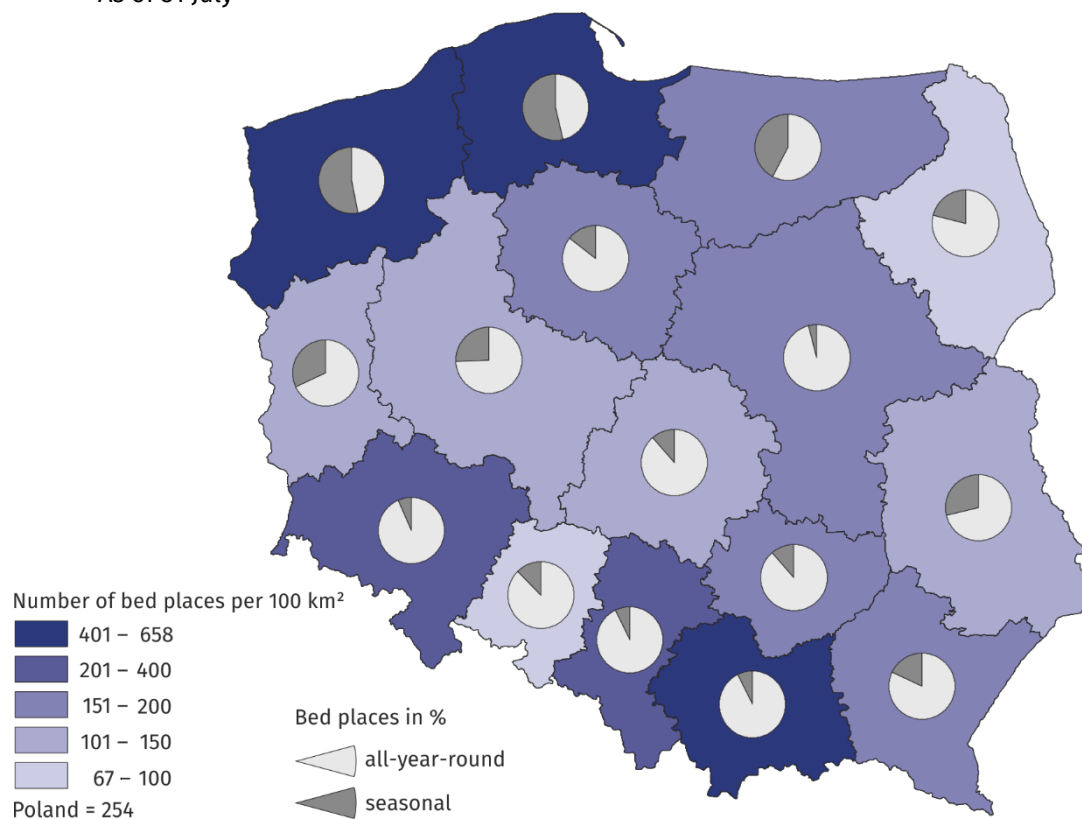
Tourist accommodation establishments in Poland are of medium size - on average they have almost 81 bed places. The largest are health establishments with an average of almost 196 bed places, holiday youth centres - 146 bed places and camping sites - 143 bed places. Hotels have an average of almost 122 bed places and 59 rooms.

As at 31 July this year, there were 7,452 catering establishments in tourist accommodation establishments, i.e. 164 more than in the previous year. The largest group of establishments were restaurants - 3,188, i.e. 42.8% of the total number of establishments, followed by bars and cafés - 2,113 (28.4%).

As of July 31 2023, the largest number of seasonal tourist accommodation establishments (1162) were operating in the Małopolskie Voivodship

Map 2. Bed places in tourist accommodation establishments in 2023

As of 31 July



In case of quoting Statistics Poland data, please provide information: “Source of data: Statistics Poland”, and in case of publishing calculations made on data published by Statistics Poland, please include the following disclaimer: “Own study based on figures from Statistics Poland”.







Prepared by:
Statistical Office in Rzeszów
Director Marek Cierpiat-Wolan
Phone: (+48 17) 853 52 10

Issued by:
**The Spokesperson for the President
of Statistics Poland**
Karolina Banaszek
Phone: (+48) 695 255 011

Press Office

Phone: (+48 22) 608 38 04

e-mail: obslugaprasowa@stat.gov.pl

-  stat.gov.pl/en/
-  [@StatPoland](https://twitter.com/StatPoland)
-  [@GlownyUrzadStatystyczny](https://www.facebook.com/GlownyUrzadStatystyczny)
-  [gus_stat](https://www.instagram.com/gus_stat)
-  [glownyurządstatystycznygus](https://www.youtube.com/glownyurządstatystycznygus)
-  [glownyurządstatystyczny](https://www.linkedin.com/company/glownyurządstatystyczny)

Related information

[Occupancy of tourist accommodation establishments in the first quarter of 2023](#)

[Tourism in 2022.](#)

Data available in databases

[Local data bank](#)

Terms used in official statistics

[Tourist](#)

[Tourist accommodation establishment](#)

[Bed places in tourist accommodation establishments](#)

[Foreign tourists in tourist accommodation establishments](#)

[Nights spent \(overnight stays\) in tourist accommodation establishments](#)

[Duration of the stay](#)

[Occupancy rate of bed places in tourist accommodation establishments](#)