

# Energy from renewable sources in 2022

07.12.2023

**16.8%**

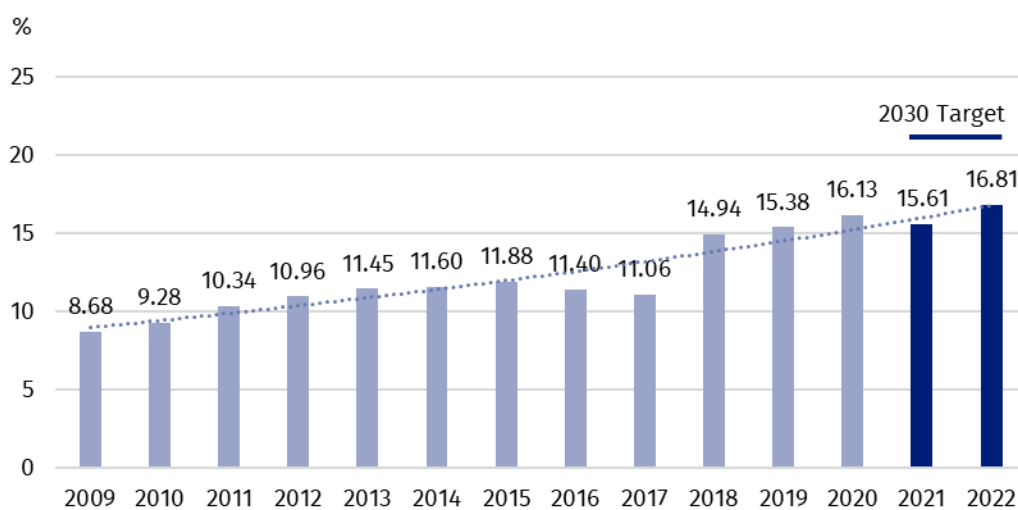
The share of energy from renewables in gross final energy consumption

In 2022, the share of energy from renewable sources in gross final energy consumption amounted to 16.81%, which constitute an increase of 1.2 percentage points compared to 2021.

## Total and sectoral share of energy from renewable sources in 2009-2022

Directive (EU) 2018/2001 of the European Parliament and of the Council of 11 December 2018 on the promotion of the use of energy from renewable sources (recast) established new targets for the European Union for 2030 and modified the rules for calculating the share of energy from renewable sources in gross final consumption from 2021 onwards<sup>1</sup>. Poland submitted the 'National Energy and Climate Plan 2021-2030' to the European Commission on 30 December 2019. It includes, among others, the targets for renewable energy indicators: achieving a 21% share of RES in gross final energy consumption and achieving a 14% share of renewable energy in final energy consumption in transport (to be implemented by 2030).

**Chart 1. Share of energy from renewable sources in gross final energy consumption**

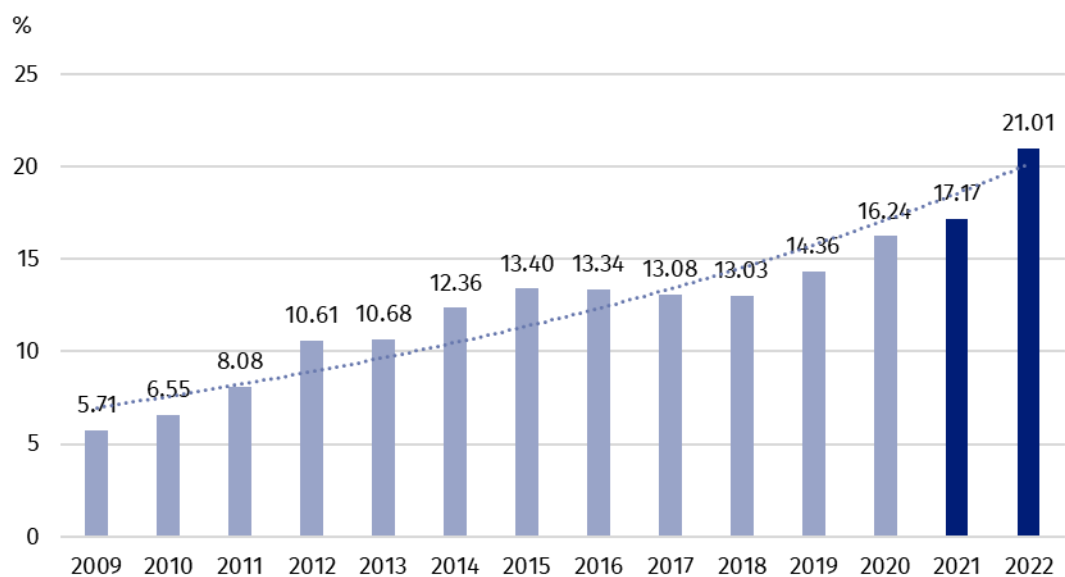


The share of energy from renewable sources in gross final energy consumption amounted to 16.81%.

The share of renewable energy in gross final energy consumption in 2022 in Poland was 16.81%, which constitute an increase of 8.13 percentage points compared to 2009 and 1.2 percentage points compared to 2021.

<sup>1</sup> Due to the changes methodology used prior since 2021, indicators of energy from renewable sources in gross final energy consumption for earlier years are not comparable.

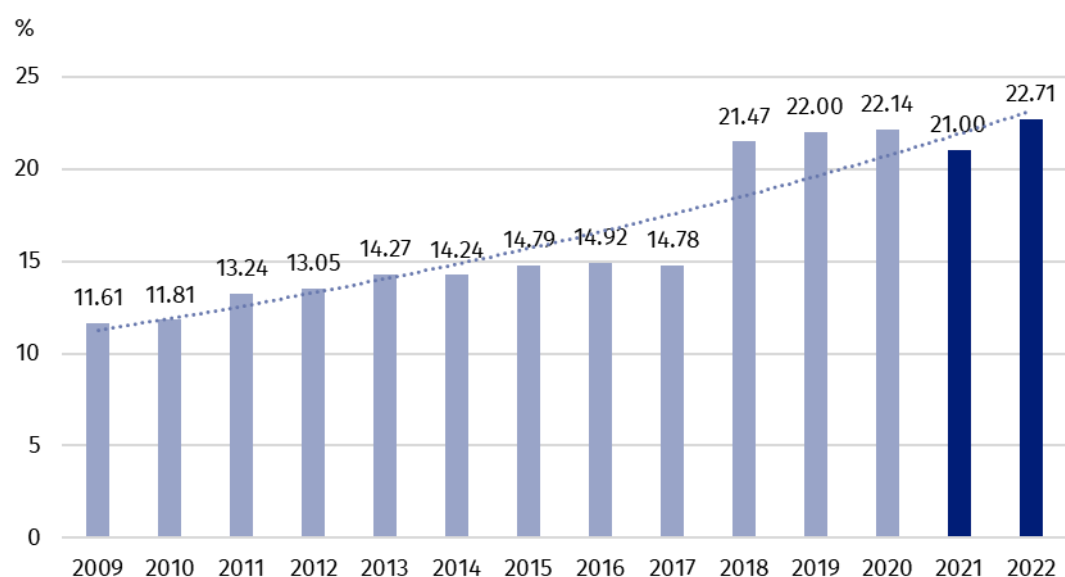
**Chart 2. Share of electricity from renewable sources in gross final consumption of electricity**



The share of energy from renewable sources in gross final consumption of energy in the electricity amounted to 21.01%.

The share of renewable energy in gross final consumption of electricity increased by 3.84 percentage points compared to 2021. Factors driving the increase in this indicator were an increase in gross final consumption of renewable electricity (by 20.5%) and a decrease in gross final consumption of electricity (by 1.5%).

**Chart 3. Share of energy from renewable sources in gross final consumption of energy in heating and cooling**

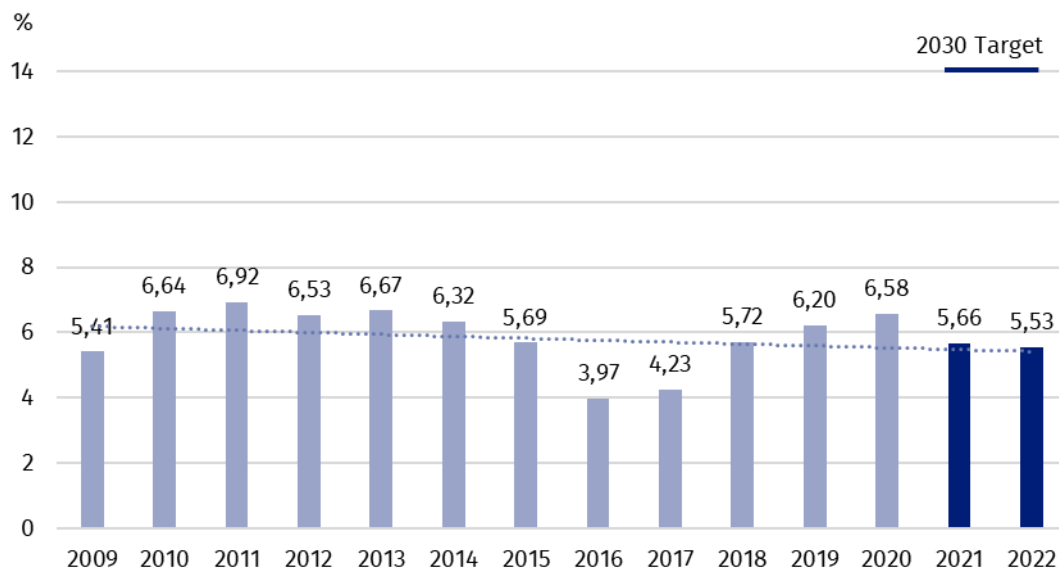


The share of energy from renewable sources in gross final energy consumption in heating and cooling in 2022 increased by 1.71% compared to 2021.

The share of renewable energy in gross final energy consumption for heating and cooling in 2022 amounted to 22.71%. Factors contributing to the increase in this indicator were a decrease in the final consumption of renewable energy for heating and cooling (by 0.6%) and a decrease in the total gross final consumption of energy for heating and cooling (by 8.1%).

The National Energy and Climate Plan set a target for the annual increase in the share of RES in heating and cooling of 1.1 percentage points on average per year.

**Chart 4. Figure 4: Share of energy from renewable sources in gross final energy consumption in transport**



The share of renewable energy in final energy consumption in transport in 2022 amounted to 5.53%. The decrease in the value of the indicator (by 0.14%) was due to a decrease in the final consumption of renewable energy in transport (by 0.5%) and an increase in the total gross final consumption of energy in transport (by 1.9%). The target for 2030 is set to 14%.

The data presented are based on the current version of [SHARES \(Renewables\) - Energy - Eurostat \(europa.eu\)](https://ec.europa.eu/eurostat/tgm/table.do?tab=table&init=1&language=en&plugin=1)

In case of quoting Statistics Poland data, please provide information: "Source of data: Statistics Poland", and in case of publishing calculations made on data published by Statistics Poland, please include the following disclaimer: "Own study based on figures from Statistics Poland".

Prepared by:  
**Statistical Office in Rzeszów**  
**Director Marek Cierpiat Wolan**  
Phone: (+48 22) 17 853 52 10

Issued by:  
**The Spokesperson for the President  
of Statistics Poland**  
**Karolina Banaszek**  
Phone: (+48) 695 255 011


**Press Office**


Phone: (+48 22) 608 38 04


**e-mail: [obslugaprasowa@stat.gov.pl](mailto:obslugaprasowa@stat.gov.pl)**


 [stat.gov.pl/en/](https://stat.gov.pl/en/)

 @StatPoland

 @GlownyUrzadStatystyczny

 gus\_stat

 glownyurządstatystycznygus

 glownyurządstatystyczny

**Related information**

[Energy statistics](#)

**Data available in databases**

[Knowledge Database – Energy statistics](#)

[Poland macroeconomic indicators](#)

[Macroeconomic Data Bank](#)

**Terms used in official statistics**

[Primary energy](#)

[Derived energy](#)

[Energy consumption](#)