

## Tourism in the European Union - data for 2021

28.02.2023

 **26.8%**

Increase in the number of tourists accommodated in accommodation establishments located in the 27 countries of the European Union in 2021 compared to 2020

**In 2021, in tourist accommodation establishments located in the 27 countries of the European Union 590.9 million people were accommodated, with 1.8 billion overnight stays provided to them. Compared to 2020, both the number of tourists and the number of overnight stays provided to them increased - by 26.8% and 28.7% respectively.**

*Under current legislation<sup>1</sup>, the scope of information provided by European Union (EU) member states to Eurostat includes all tourist accommodation establishments with 10 or more bed places. Transmission of data on establishments with 9 or fewer bed places is not mandatory and not all countries provide such data.*

According to estimates, in 2021 there were 597.2 thousand tourist accommodation establishments in the European Union countries, of which more than one third of the establishments (220.5 thousand) were located in Italy. In Poland, at the same time 9.9 thousand establishments were ready to accommodate tourists, and they accounted for 1.7% of all accommodation establishments located in the EU.

The structure of EU accommodation establishments was dominated by holiday and other short-stay accommodation (NACE group 55.2), accounting for 69.9% of all establishments. Hotels and similar accommodation (NACE group 55.1) accounted for 26.1% and camping grounds (NACE group 55.3) for 4.0%.

The structure of the accommodation establishments varied greatly from country to country. In Cyprus and Malta, in 2021, almost all tourist accommodation establishments belonged to the group of hotels and similar accommodation (99.6% and 89.9%, respectively), while in Croatia such establishments accounted for only 1.0% of the total.

In 2021, tourist accommodation establishments offered 28.1 million bed places to tourists. The largest number of bed places was in Italy and France (over 5 million each), followed by Spain and Germany (over 3 million each). The total number of bed places in these countries accounted for nearly two-thirds of all bed places prepared for tourists in the EU in 2021. In Poland, tourist accommodation establishments had 784.2 thousand bed places, which accounted for 2.8% of the total places prepared for tourists in EU countries.

Hotels and similar accommodation had 12.1 million bed places, accounting for 43.1% of all bed places in the EU. More than 60% of them were located in Italy, Spain, Germany and France, where between 2.2 million (in Italy) and 1.3 million (in France) bed places were prepared for tourists. In Poland, hotels and similar accommodation had 372.0 thousand bed places, which accounted for 1.3% of the total number of bed places in the EU.

In 2021, one tourist establishment in the EU had an average of 47 bed places, with establishments with the highest average number of bed places located in Denmark (362 places). Lower than the EU average number of bed places was reported by establishments in ten countries, with the smallest in Croatia (11 places). In Poland, one accommodation establishment had an average of 79 beds in 2021.

The number of tourist accommodation establishments in the European Union countries in 2021 increased by 0.5% compared to 2020

Nearly two-thirds of the total number of bed places were offered by establishments located in Italy, France, Spain and Germany

<sup>1</sup> <https://eur-lex.europa.eu/LexUriServ/LexUriServ.do?uri=OJ:L:2011:192:0017:0032:PL:PDF>

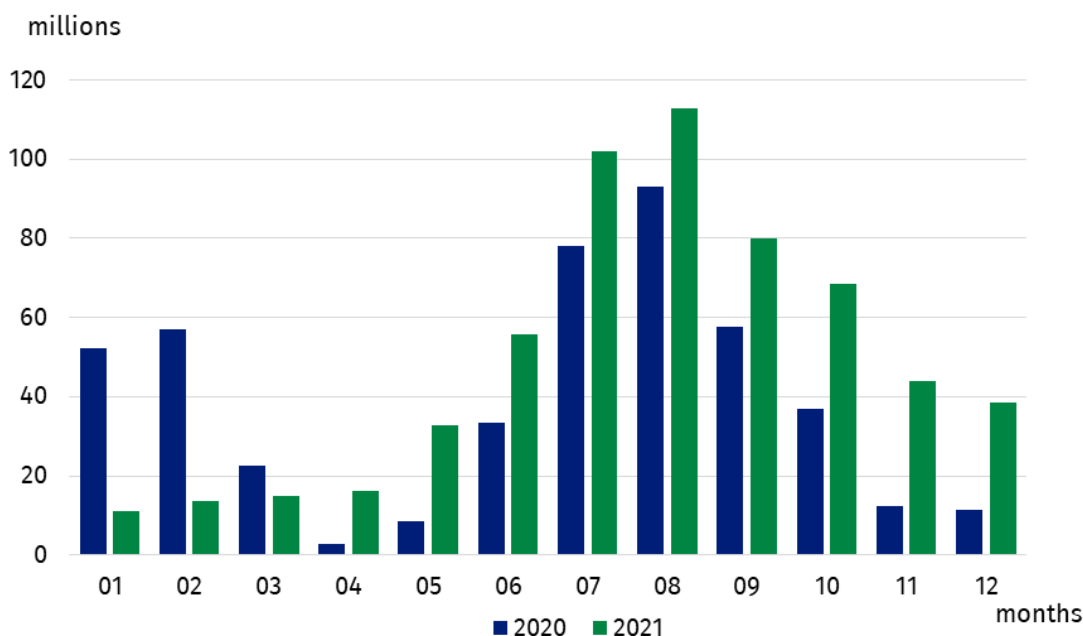
More than 40% of the total number of bed places available in the EU were in establishments located in coastal areas<sup>2</sup>. In Poland, this share was 27.7%. The distribution of tourist accommodation by degree of urbanization<sup>3</sup> in the EU was as follows: in densely populated areas (cities) - 22.4%, medium populated areas (suburbs) – 33.8% and sparsely populated areas (rural areas) - 43.8%.

In 2021, one hotel or similar accommodation in the EU had an average of 78 bed places

Malta and Slovakia offered the largest number of bed places (50.4% and 49.9% of the total, respectively) in tourist establishments located in urban areas, while Greece, Luxembourg and Austria offered them in rural areas (72.5%, 70.7% and 70.3%, respectively). In Poland, on the other hand, 25.8% of bed places was in establishments located in cities, 32.5% in suburbs and 41.7% in rural areas.

The occupancy rate of bed places in each country in 2021 ranged from 13.0% in Ireland to 50.1% in Cyprus. More than the EU average (33.9%), establishments were occupied in: Cyprus (50.1%), Spain (43.8%), Greece (42.9%), Croatia (42.5%), Italy (37.9%) and France (35.0%).

**Chart 1. Tourists accommodated in accommodation establishments located in the 27 countries of the European Union**



In 2021, 590.9 million tourists were accommodated in tourist accommodation establishments located in the 27 EU countries, 26.8% more than in 2020. More than 70% of tourists stayed overnight in hotels and similar accommodation. In Poland, 74.8% of tourists were accommodated in this type of establishments.

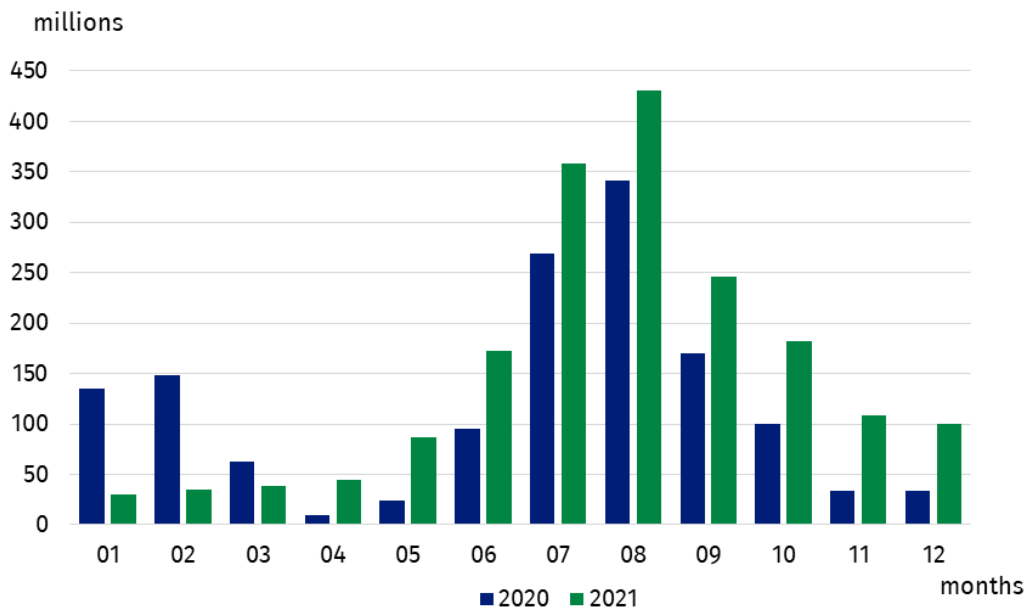
During the holiday months (July and August) of 2021, tourists made a total of 788.7 million overnight stays, which accounted for 43.0% of the total nights provided during the year

Foreign tourists accounted for 26.4% of those accommodated in accommodation establishments located in the 27 EU countries in 2021. The highest share of foreign visitors in the total number of tourists was recorded in Luxembourg - 88.6%, followed by Croatia – 83.3%, and the lowest in Finland – 9.0%. In Poland, the share of foreign tourists amounted to 11.3%.

<sup>2</sup> <https://ec.europa.eu/eurostat/web/coastal-island-outermost-regions/methodology>

<sup>3</sup> <https://ec.europa.eu/eurostat/web/degree-of-urbanisation/background>

**Chart 2. Number of overnight stays provided in accommodation establishments in 27 UE countries**

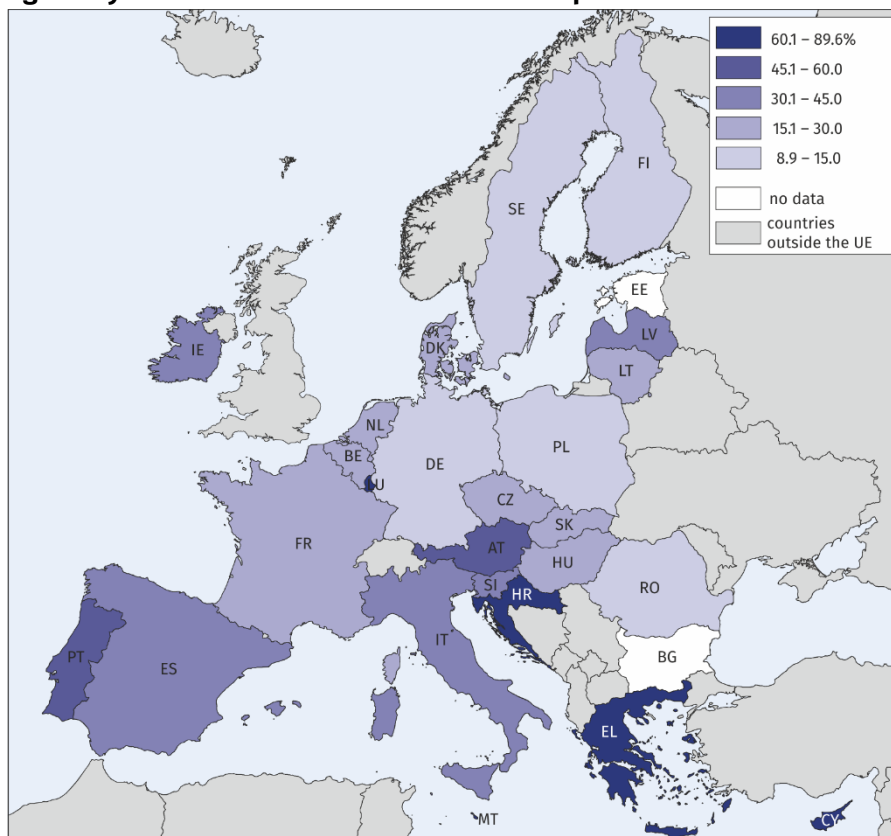


In 2021, 1831.6 million overnight stays were provided to tourists accommodated in accommodation establishments in the EU, 28.7% more than in 2020. Nearly two-thirds of the overnight stays provided in the 27 EU countries were in four countries: France (17.7%), Italy (15.8%), Germany (14.5%) and Spain (14.2%). On average, tourists stayed 3.1 nights. In Poland, the length of a stay at tourist accommodation establishments was slightly shorter than the EU average and amounted to 2.8 nights.

In 2021, 587.8 million overnight stays were provided to foreign tourists in tourist accommodation establishments across the 27 countries of the European Union

In 2021, the highest number of overnight stays in the EU was recorded in hotels and similar accommodation – 1038.2 million (56.7%), and the lowest in camping grounds – 327.0 million (17.7%).

**Map 1. Share of overnight stays provided to foreign tourists in the total number of overnight stays in 2021 in the 27 countries of the European Union**



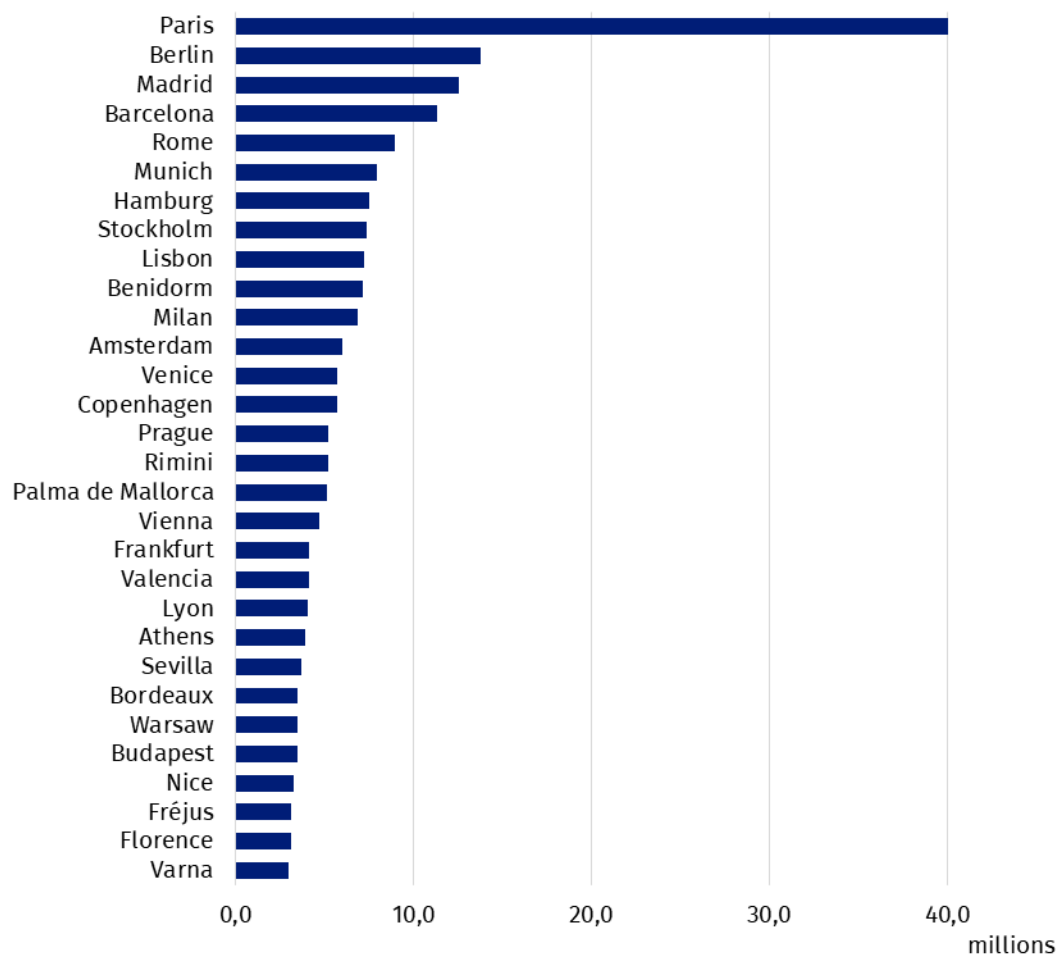
**Table 1. Tourist accommodation establishments and their occupancy in 2021**

SPECIFICATION	Establishments	Bed places	Tourists accommodated <sup>b</sup>		Overnight stays provided <sup>b</sup>	
			total	of which foreign tourists	total	of which to foreign tourists
in thousands						
<b>Total</b>	<b>597.2</b>	<b>28137.6</b>	<b>590888.6</b>	<b>155892.1</b>	<b>1831578.6<sup>b</sup></b>	<b>587841.3<sup>b</sup></b>
Austria	22.7	1038.3	19758.0	11098.1	66708.8	40034.3
Belgium	9.5	395.2	.	.	29220.8	7851.0
Bulgaria	3.3	304.2	.	.	.	7993.8
Croatia	103.3	1085.7	12770.8	10640.1	70171.7	62844.2
Cyprus	0.8	90.9	2172.2	1433.7	9741.6	8193.8
Czechia	10.9	783.8	11383.6	2569.7	31924.2	6547.3
Denmark	1.2	444.8	.	.	28540.0	5866.3
Estonia	1.3	59.5	2138.3	562.8	.	1282.7
Finland	1.3	257.3	8974.7	807.0	17488.7	2085.4
France	28.8	5058.7	114624.8	19964.6	324389.0	56523.1
Greece	24.5	1019.1	18015.3	12362.8	73886.8	58923.6
Spain	55.6	3750.4	80689.4	25670.6	259432.3	114345.1
Netherlands	9.3	1406.2	31720.4	6248.1	101094.2	18614.8
Ireland	2.5 <sup>a</sup>	215.5 <sup>a</sup>	3838.6	738.6	14930.5	5234.5
Lithuania	4.3	129.9	2468.0	505.4	5542.5	1182.8
Luxembourg	0.4	61.8	853.5	756.4	2131.4	1828.6
Latvia	1.1	46.9	1306.6	442.2	2379.8	863.4
Malta	0.3	48.2	982.0	736.7	4613.0	3940.6
Germany	49.2	3467.2	93769.6	11657.0	266102.7	30731.5
<b>Poland</b>	<b>9.9</b>	<b>784.2</b>	<b>22199.0</b>	<b>2509.8</b>	<b>62837.5</b>	<b>7165.0</b>
Portugal	7.0	650.9	15132.5	5941.6	42451.9	20067.2
Romania	8.8	358.1	9276.7	840.6	20653.1	1828.1
Slovakia	3.5	199.3	2639.8	562.8	7915.9	1424.4
Slovenia	8.9	180.9	3997.1	1827.9	11231.8	4780.6
Sweden	4.4	836.1	23934.8	2893.7	50022.1	6495.4
Hungary	3.8	344.3	6565.9	1868.3	17370.8	5070.8
Italy	220.5	5120.2	78671.0	26903.2	289178.1	106123.2

<sup>a</sup> Estimated data. <sup>b</sup> Estimated based on monthly data.  
(.) – no data.

In 2021, the most popular city in the European Union in terms of overnight stays was Paris (40.1 million). Berlin (13.8 million) and Madrid (12.5 million) followed. Warsaw, with 3.5 million overnight stays provided, was in 25th position.

**Chart 3. Number of overnight stays in selected cities of the 27 EU countries**



The news release was prepared on the basis of data available in the Eurostat database (accessed on 13.02.2023).

When quoting Statistics Poland data, please provide information: "Source of data: Statistics Poland", and when publishing calculations made on data published by Statistics Poland, please provide information: "Own study based on Statistics Poland data".

Prepared by:  
**Statistical Office in Rzeszów**  
**Director Marek Cierpiat-Wolan**  
Office: tel. (+48 17) 853 52 10, 853 52 19

Issued by:  
**The Spokesperson for the President  
of Statistics Poland**  
**Karolina Banaszek**  
Mobile: (+48) 695 255 011

**Press Office**

Office: tel. (+48 22) 608 38 04

**e-mail: [obslugaprasowa@stat.gov.pl](mailto:obslugaprasowa@stat.gov.pl)**

-  [www.stat.gov.pl](http://www.stat.gov.pl)
-  [@GUS\\_STAT](https://twitter.com/GUS_STAT)
-  [@GlownyUrzadStatystyczny](https://www.facebook.com/GlownyUrzadStatystyczny)
-  [gus\\_stat](https://www.instagram.com/gus_stat)
-  [glownyurządstatystycznygus](https://www.youtube.com/glownyurządstatystycznygus)
-  [glownyurządstatystyczny](https://www.linkedin.com/company/glownyurządstatystyczny)

**Related information**

[Tourism in 2021](#)

**Data available in databases**

[Eurostat database](#)

[Local Data Bank](#)

**Terms used in official statistics**

[Tourist](#)

[Tourist accommodation establishment](#)

[Bed places in tourist accommodation establishments](#)

[Foreign tourists in tourist accommodation establishments](#)

[Nights spent \(overnight stays\) in tourist accommodation establishments.](#)

[Duration of the stay](#)