

# Characteristics of border areas in Poland. Entities of the national economy in 2021

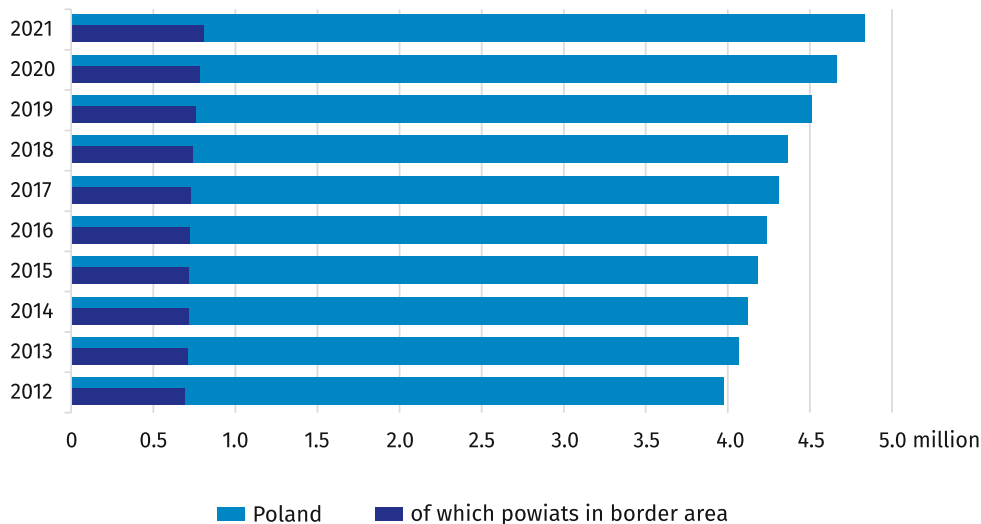
19.04.2022


**3.1%**

Increase in the number of entities of the national economy in the border area in relation to 2020

As of the end of December 2021, 806.3 thousand entities of the national economy located in the border areas in Poland were entered in the REGON register. It constituted 16.7% of the total number of entities in Poland. In comparison with 2020, in the analysed zone the number of entities increased by 24.5 thousand, i.e. by 3.1% (in Poland by 3.7%).

Chart 1. Entities of the national economy between 2012 and 2021



## Structure of entities of the national economy by ownership sectors and selected legal forms

At the end of 2021, the vast majority of entities in the border area belonged to the **private sector** (95.7% compared to 95.6% in the country). In comparison with 2020, the number of entities of the national economy in this sector increased by 23.2 thousand to 771.3 thousand, i.e. by 3.1% (in the country it grew by 3.5%). On the other hand, the **public sector** included 26.5 thousand entities, i.e. by 3 less than in the previous year (in the country 111.8 thousand – by 25 more than in 2020).

In the total number of entities located in the border area in 2021, the largest share was constituted by **natural persons** conducting economic activity – 73.1% (in Poland 71.3%). In comparison with 2020, there were 18.7 thousand more (by 3.3%) natural persons conducting economic activity in the REGON register (in the country – by 3.6% more).

**Commercial companies** operating within the zone accounted for 7.7% of the entities entered in the REGON register (in Poland 12.3%). In the previous year, these shares were 7.4% and 11.8% respectively.

The REGON register also included **civil law partnerships** with a 6.0% share in the structure of entities of the national economy within the zone, **foundations, associations and social organizations** – 3.4%, **cooperatives** – 0.3% (in 2020: 6.2%, 3.4% and 0.3% respectively).

95.7% of the entities of the national economy of the border zone are the private sector (in the country – 95.6%)

Of the total number of entities of the national economy operating in the border areas of Poland, more than half were located in the border zone of three voivodships: Śląskie (19.0%), Dolnośląskie (17.3%) and Zachodniopomorskie (13.5%).

### Entities of the national economy per 1000 population

In the Polish border area, there were 111.1 entities per 1000 inhabitants in 2021, which is below the national average of 126.7. In the previous year, these indicators were 107.3 and 121.9 respectively.

The highest number of entities per 1000 population in 2021 was recorded in the zone on the border with Germany – 140.7 (136.4 last year), then on the border with Czechia – 114.6 (in 2020 – 111.0). In the zone near the remaining sections of the border the number of entities per 1000 population was lower than the average for the Polish border area as a whole. The smallest number of entities per 1000 population occurred near the border with Ukraine – 85.9, followed by the zone near the border with Lithuania – 89.8 (a year ago 82.8 and 87.1 respectively).

Of the individual parts of the border area in 12 voivodships, the largest number of entities per 1000 population was in the following zones: Zachodniopomorskie (163.7), followed by Pomorskie (135.4) and Dolnośląskie (127.2). These values for individual voivodships "in total" amounted respectively to: 142.7; 141.5; 142.5.

The smallest number of entities of the national economy per 1000 population was in the border zone located in the following voivodships: Mazowieckie (81.7) then Lubelskie (83.2) and Podkarpackie (89.4). These values were lower than the indicators for individual voivodships in total, which amounted respectively to: 171.2; 95.6; 92.9. It should be noted that in the case of Mazowieckie Voivodship the area of the border zone is relatively small<sup>1</sup> and the region's potential is located mainly in the capital of the country.

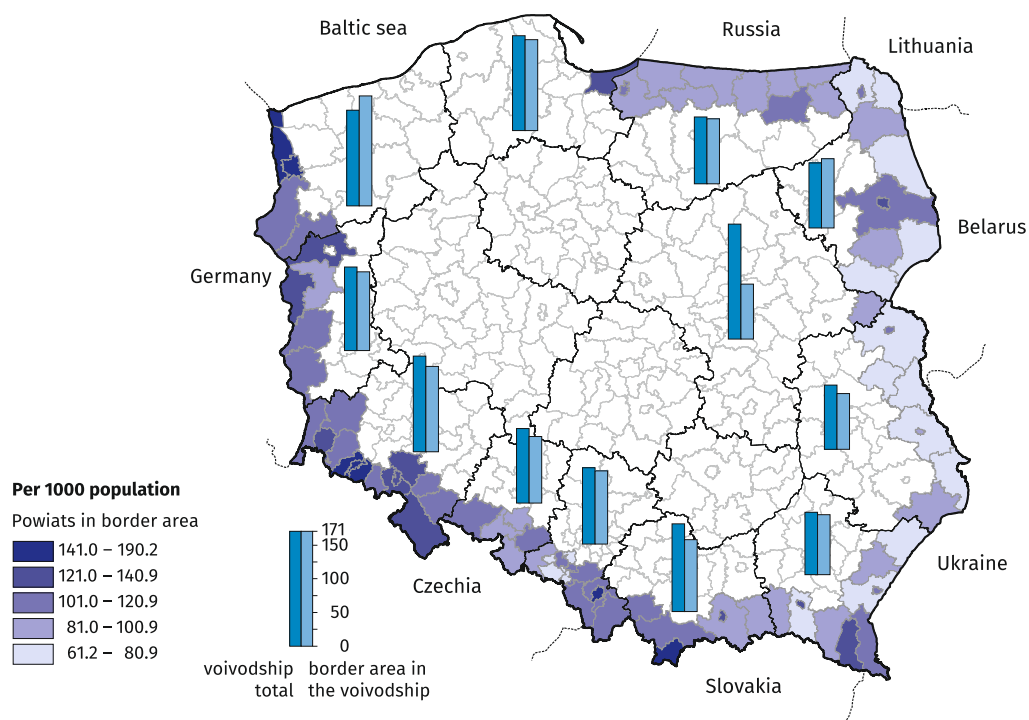
In the border zone, there were 111.1 entities per 1000 inhabitants (in Poland 126.7)  
 - most of them by the border with Germany (140.7),  
 - least by the border with Ukraine (85.9)

**Table 1. Entities of the national economy in border areas by border sections in 2021**

Specification	Entities of the national economy	Natural persons conducting economic activity	Commercial companies in the total number of entities in %	Companies with foreign capital participation 2020=100
	per 1000 population			
Poland	126.7	90.3	12.3	104.1
Border areas in Poland	111.1	81.2	7.7	101.7
neighbouring with:				
Russia	97.9	70.7	5.7	106.7
Lithuania	89.8	68.0	5.7	116.3
Belarus	96.3	72.8	8.9	111.2
Ukraine	85.9	64.3	6.6	102.1
Slovakia	109.9	85.8	7.1	100.1
Czechia	114.6	80.7	7.3	99.2
Germany	140.7	101.0	9.7	99.3

<sup>1</sup> From Mazowieckie Voivodship, 1 powiat is included in the border area.

**Map 1. Entities of the national economy in 2021**



### Commercial companies

At the end of 2021, 62.0 thousand commercial companies operating in the border zone were entered in the REGON register, i.e. 10.4% of the total number of companies registered in the country. In this group of entities, similarly as in Poland, capital companies predominated (83.0%), with limited liability companies constituting 81.6% and joint stock companies 1.3%. Partnerships had a 17.0% share in the total number of commercial partnerships within the zone (general partnerships – 9.7%, limited partnerships – 6.4%, professional partnerships – 0.7%, limited joint-stock partnerships – 0.3%).

The number of commercial companies operating in the border zone in 2021 increased by 3787 units, i.e. by 6.5% (in Poland it increased by 7.6%), compared to 2020. In relation to the previous year, the total number of capital companies also increased - by 3844 units, i.e. by 8.1%, against a 9.2% increase in the country. On the other hand, in the group of entities of the national economy classified as partnerships, a decrease by 57 units was recorded – 0.5% (decrease by 1.4% in the country).

In comparison with 2020, the number of commercial companies increased, both in individual parts of the zone analysed by neighbouring countries and by voivodships. The highest increase was observed at the Czech border – by 1359 units (5.9%), and the lowest at the Lithuanian border – by 95 units (8.3%). In the case of voivodships, the highest increase was recorded in the border zone of Śląskie Voivodship – by 875 units (6.7%) and the lowest in the zone of Mazowieckie Voivodship – by 16 companies (15.0%).

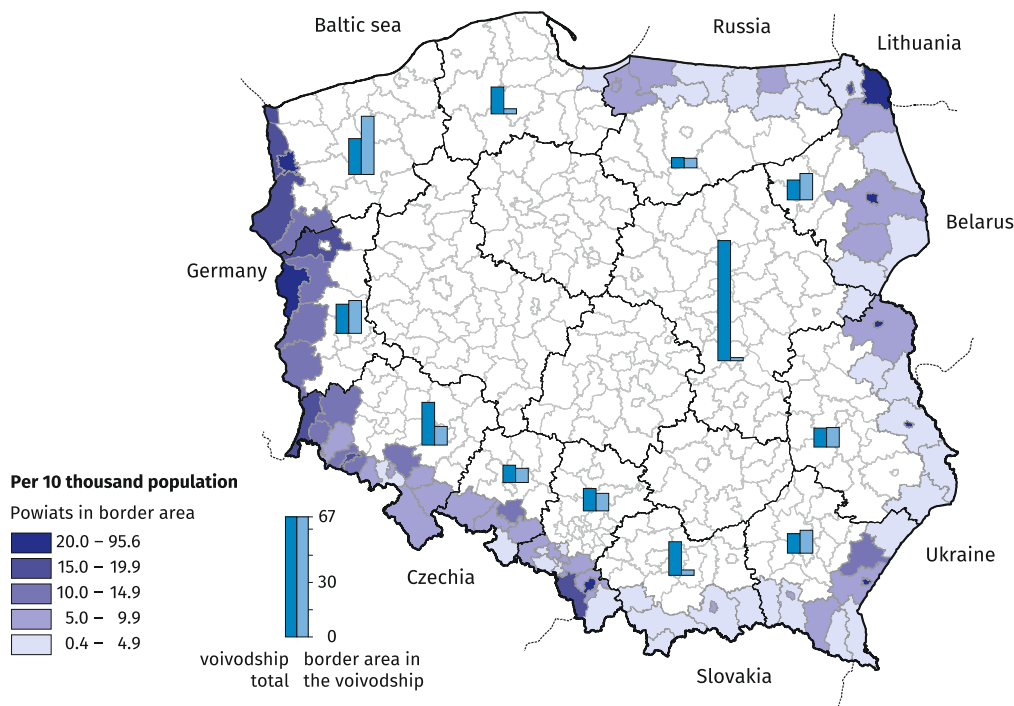
In the group of commercial companies an important role is played by companies with foreign capital participation, whose presence may prove the investment attractiveness of a given region. The number of entities of the national economy operating in 2021 in border areas in the form of companies with foreign capital participation (8716) constituted 14.1% of the total number of companies operating in the zone (in Poland this percentage was 13.8%). Their number increased in comparison with the previous year by 146 units, i.e. by 1.7% (in Poland by 4.1%). In five parts of the border zone (analysed according to neighbouring countries), increases were recorded – the largest one was at the border with Belarus (by 175 companies), while in two parts of the zone the number of companies with foreign capital participation was decreased – at the border with Czechia by 24 units and at the border with Germany by 22 units.

Compared to 2020, the number of commercial companies operating in the border zone in 2021 increased by 6.5%. (in the country by 7.6%)

The number of companies with foreign capital operating in 2021 in border areas constituted 14.1% of the zone's total commercial companies (in the country – 13.8%)

When analysing the number of companies with foreign capital participation entered in the REGON register according to 12 voivodships in which the border area is located, it may be observed that in 6 of them the number of entities located in the border area was higher than in 2020 (the highest increase was recorded in Podlaskie Voivodship by 133 units). In the border area of Pomorskie and Mazowieckie Voivodships the number of operating companies with foreign capital did not change (10 and 5 units respectively), and in 4 voivodships their number decreased (the biggest decrease occurred in the border area of Dolnośląskie Voivodship – by 36 units).

**Map 2. Companies with foreign capital participation in 2021**

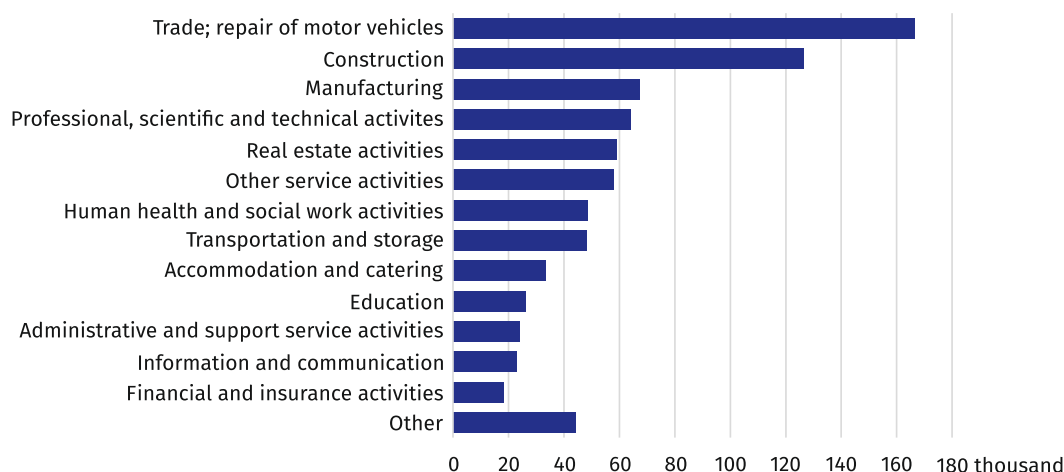


**Entities of the national economy by type of economic activity**

Among the entities of the national economy entered in the REGON register and operating in border area in Poland, a significant percentage were entities of the national economy belonging to the following sections<sup>2</sup>: trade; repair of motor vehicles – 20.6% (in the country – 20.8%), construction – 15.7% (in the country – 13.8%), manufacturing – 8.3% (in the country – 8.2%) and professional, scientific and technical activity – 7.9% (in the country – 10.7%).

Trade; repair of motor vehicles – this is the dominant activity in border areas (20.6% of all entities in the zone) and in Poland (20.8%)

**Chart 2. Entities of the national economy in the border zone according to the sections of the Polish Classification of Activities in 2021**



<sup>2</sup> Of the Polish Classification of Activities – PKD 2007.

Entities from the trade; repair of motor vehicles and construction sections had the largest share (over 10%) in each of the individual parts of the analysed zone in the neighbouring countries with a significant share of entities included in the manufacturing section (9.8%) in the border zone with Slovakia.

When quoting Statistics Poland data, please provide information: "Source of data: Statistics Poland", and when publishing calculations made on data published by Statistics Poland, please provide information: "Own study based on Statistics Poland data".

## Methodological notes

1. The border area (border zone) was defined using the following criteria:
  - The initial delimitation was based on the criterion of the distance of the place of purchase from the border crossing point by foreigners and the distance from the border crossing point of the place of residence of Poles returning from abroad complemented by data from accommodation establishments. The results of studies were used for this purpose: "Trips made by non-residents to Poland. The movement of vehicles and persons at the Polish border with the countries of the European Union" and "Participation of residents of Poland in trips", as well as "Tourist accommodation establishments and their occupancy";
  - all cities located in the area delimited by a 30 or 50 km radius from border crossings have been classified as border area;
  - border powiats were delimited based on the criterion of area or population living in the delimited area. If more than 50% of the area of the powiat (the sum of the areas of the delimited municipalities) is located in the delimited border zone, the powiat belongs to the border zone. If more than 50% of the population of the powiat (sum of population in delimited municipalities) is located in the delimited border zone, the powiat belongs to the border zone. If one of the above conditions is fulfilled, the powiat is considered as belonging to the border zone.
2. 85 powiats are located in the border zone in Poland. They cover an area of almost 75 thousand km<sup>2</sup> (23.9% of Poland's area), which is inhabited by over 7.3 million people (19.0% of Poland's population).
3. There are powiats which are border areas with two or three countries at the same time. In the characteristics the entire Polish border area, these powiats have been included once. When analysing the border zone in Poland according to the sections of the border with the neighbouring countries these powiats are included separately for each border area.

Prepared by:  
**Statistical Office in Rzeszów**  
**Director Marek Cierpiat-Wolan**  
Phone: (+48 17) 853 52 10

Issued by:  
**The Spokesperson for the President  
of Statistics Poland**  
**Karolina Banaszek**  
Phone: (+48) 695 255 011


**Press Office**


Phone: (+48 22) 608 38 04


**e-mail: [obslugaprasowa@stat.gov.pl](mailto:obslugaprasowa@stat.gov.pl)**


 [stat.gov.pl/en/](https://stat.gov.pl/en/)

 @StatPoland

 @GlownyUrzadStatystyczny

 gus\_stat

 glownyurządstatystycznygus

 glownyurządstatystyczny

**Related information**

[Structural changes of groups of entities of the national economy located in the border area in Poland](#)

**Data available in databases**

[Local Data Bank](#)

**Ważniejsze pojęcia dostępne w słowniku**

[Entity of the national economy](#)

[Natural person conducting economic activity](#)

[Private sector](#)

[Public sector](#)

**More information on the REGON register**