

# Occupancy of tourist accommodation establishments in Poland in July and August 2020

(concerns tourist accommodation establishments with 10 or more bed places)

27.10.2020



**↓ 29.3%**

Decrease in the number of tourists accommodated in accommodation establishments in July-August 2020 compared to the corresponding period last year

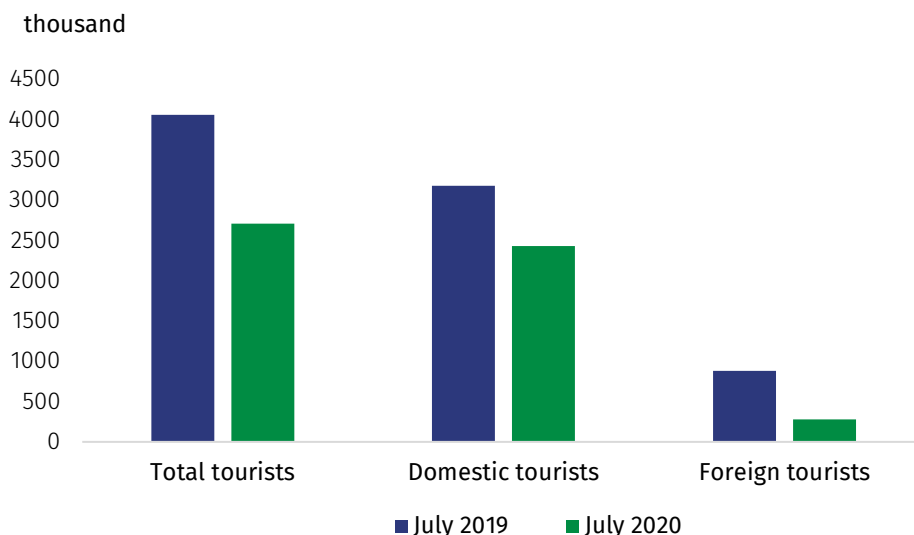
In July 2020, 2.7 million tourists were accommodated in tourist accommodation establishments and 9.1 million overnight stays were provided for them. Compared to July 2019, this was lower by 33.2% and 31.1% respectively. Less tourist traffic was also recorded in August 2020, compared to the corresponding month of the previous year, when the number of persons accommodated was lower by about 25.7% and the number of overnight stays by 20.6%.

## Occupancy of tourist accommodation establishments in July 2020

The results of the survey of tourist accommodation establishments showed that 2.7 million tourists were accommodated in tourist accommodation establishments in July 2020. This was lower by 33.2% in comparison with the corresponding month of the previous year, when 4.1 million persons were registered. In the total number of tourists accommodated, domestic tourists accounted for 89.7% (2.4 million) and the foreign ones for 10.3% (0.3 million). Compared to July 2019, this was lower by 23.5% and 69.3% respectively. In July, the tourist accommodation establishments were most popular among guests from Germany, who constituted 49.6% of all foreign tourists; their number was, however, lower by 1/3.

In July 2020, 68.3% fewer foreign tourists were accommodated in tourist accommodation establishments than a year ago

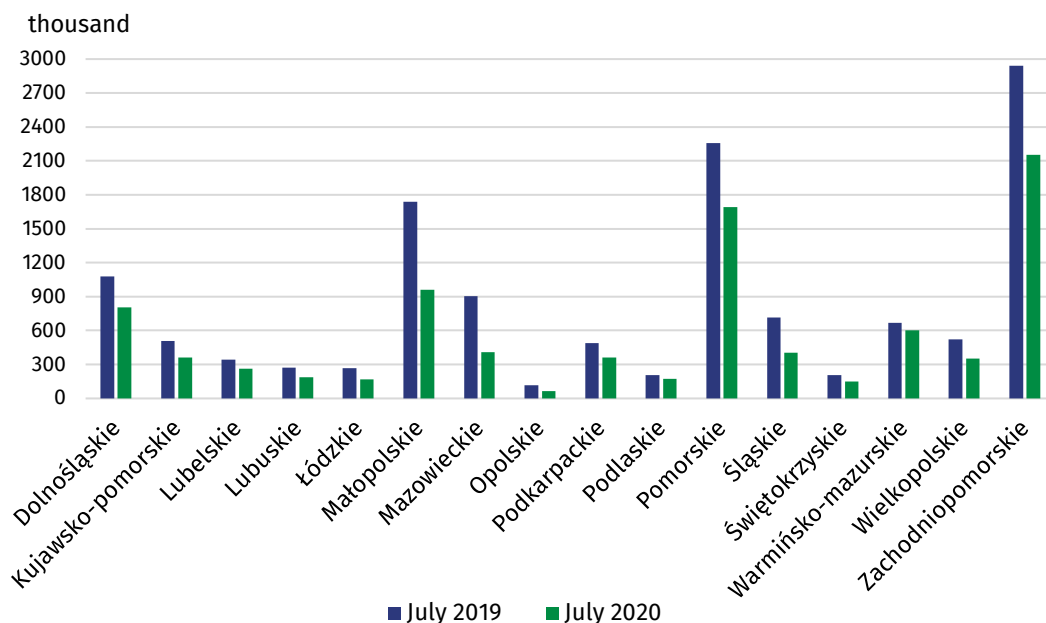
**Chart 1. Tourists accommodated in July**



A decrease in the number of tourists accommodated was recorded in all voivodships. The largest decreases were observed in establishments of Mazowieckie Voivodship (by 57.2%), Małopolskie Voivodship (by 46.1%), Śląskie Voivodship (by 44.7%) and Łódzkie Voivodship (by 44.3%). The smallest decrease was observed in establishments located in Warmińsko-Mazurskie Voivodship (by 10.6%).

In July 2020, most persons were accommodated in Zachodniopomorskie Voivodship (426.0 thousand), followed by Pomorskie Voivodship (404.5 thousand) and Małopolskie Voivodship (307.8 thousand). The lowest number of tourists were accommodated in establishments located in Opolskie Voivodship (29.0 thousand), Świętokrzyskie Voivodship (46.9 thousand) and Podlaskie Voivodship (66.9 thousand).

**Chart 2. Overnight stays provided in tourist accommodation establishments in July**



In July this year, in tourist accommodation establishments 9.1 million overnight stays were provided (31.1% less than in July 2019), including 8.3 million for domestic tourists (24.4% less) and 0.8 million for foreign tourists (63.8% less).

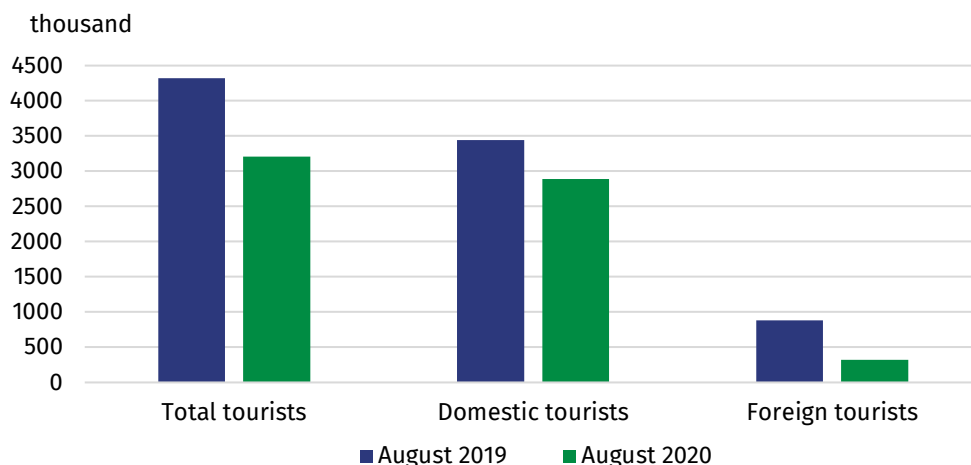
The largest drop in the number of overnight stays was recorded in Mazowieckie Voivodship (by 54.5%), whereas the smallest one in Warmińsko-Mazurskie Voivodship (by 9.8%). In July 2020, the occupancy rate of bed places in accommodation establishments was 38.3% and compared to July last year was lower by 13.5 percentage points.

**Occupancy of tourist accommodation establishments in August 2020**

In August 2020, 3.2 million tourists were in tourist accommodation establishments, including 2.9 million domestic tourists and 0.3 million foreign tourists. Compared to the previous month, there were 18.3% more tourists accommodated in accommodation establishments (including domestic tourists by 18.7% and foreign tourists by 14.4%), but the occupancy of the establishments did not reach the level of the same month last year. With reference to August 2019, the number of tourists in total was lower by 25.7%, with the number of domestic tourists lower by 16.0%, and foreign visitors by 63.7%.

In August 2020, 63.7% less foreign tourists were accommodated in tourist accommodation establishments than in August last year

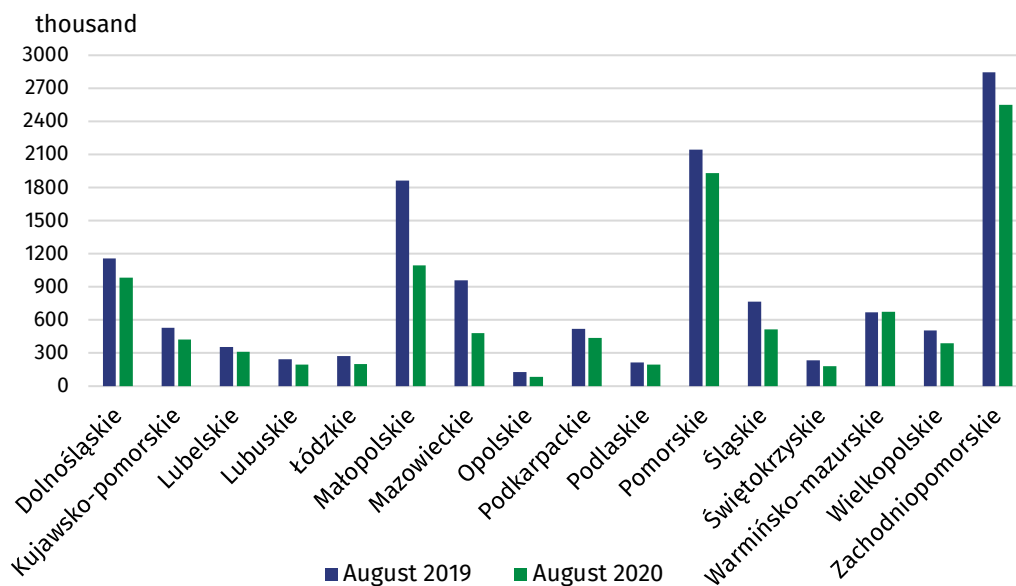
**Chart 3. Tourists accommodated in August**



A decrease in the total number of tourists was recorded in all voivodships, while in Warmińsko-Mazurskie voivodship it concerned only foreign tourists; the number of domestic tourists in Warmińsko-Mazurskie voivodship increased by 6.4% compared to August 2019.

The results of the survey of tourist accommodation establishments showed that in August 2020, 10.7 million overnight stays were provided (20.6% less than in August last year), including for domestic tourists - 9.7 million (13.6% less) and for foreign tourists - 1.0 million (56.5% less).

**Chart 4. Overnight stays provided in tourist accommodation establishments in August**



A decrease in the number of overnight stays was observed in establishments located in 15 voivodships, including the largest ones in Mazowieckie Voivodship (by 49.8%) and Małopolskie Voivodship (by 41.3%). A slight increase in the number of overnight stays (by 0.5%) was recorded in Warmińsko-Mazurskie Voivodship, and it concerned only domestic tourists (a 9.1% increase).

In August this year, the occupancy rate was 44.5% and compared to August 2019 it was lower by 8.7 percentage points.

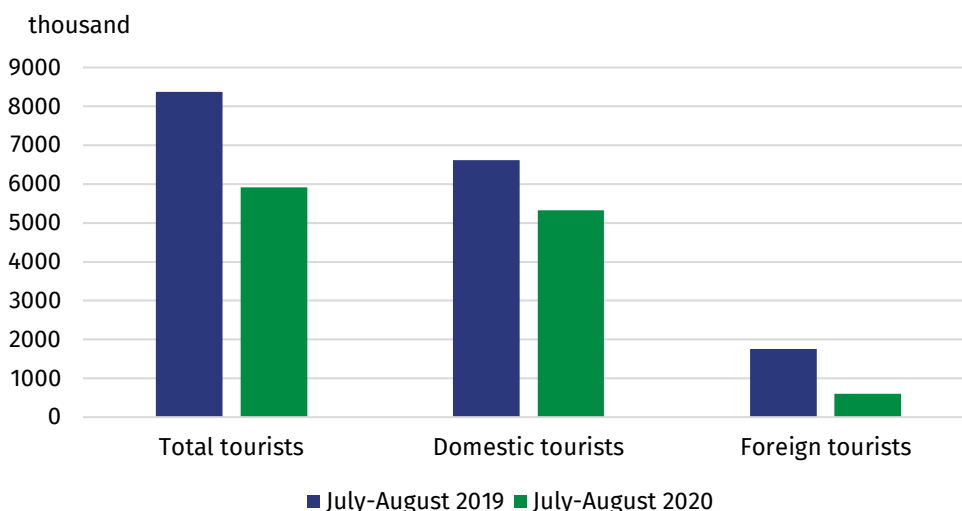
In August 2020, an increase in the number of overnight stays (by 0.5%) was recorded only in Warmińsko-Mazurskie Voivodship, compared to the same month last year

**Occupancy of tourist accommodation establishments in July-August 2020**

In Poland, the peak tourist season falls in the summer months (July and August), when almost 1/4 of the total number of tourists in a year is accommodated in tourist accommodation establishments. In previous years, the data on the occupancy of accommodation establishments were more than twice as high as in the winter months. In 2020, the COVID-19 pandemic caused that despite the increased interest of Poles in the occupancy of the national tourist base during holidays, these indicators were much less positive, as compared to the initial months of this year and the same period in 2019 r.

In July-August 2020, 5.9 million tourists were accommodated at tourist accommodation establishments, i.e. 29.3% less than a year ago.

**Chart 5. Tourists accommodated in July-August**



The majority of the tourists accommodated in tourist accommodation establishments were domestic tourists, who accounted for almost 90% (5.3 million) of the total number of persons accommodated. However, compared to the same period of 2019, there were 19.6% less of them. There were significantly fewer foreign guests accommodated in accommodation establishments than a year ago (by 66%) and there were only 0.6 million of them; in July-August 2019, 3 times more foreign tourists (1.8 million) were accommodated in tourist accommodation establishments and they accounted for more than 20% of the total number of persons accommodated in accommodation establishments.

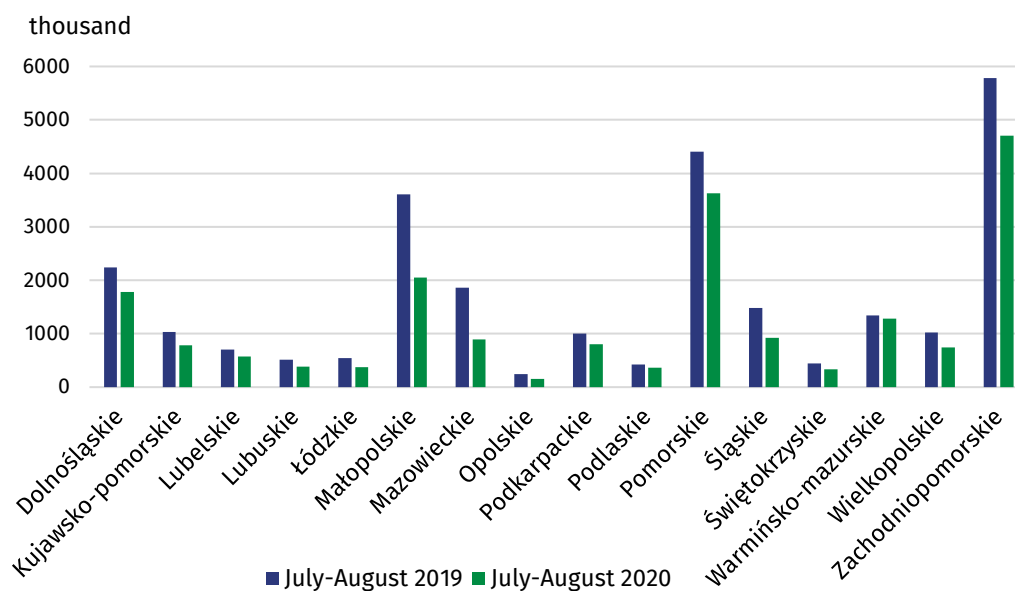
Nearly 90% of the total number of persons accommodated during July and August were domestic tourists

**Table 1. Tourists in tourist accommodation establishments in July-August 2020**

Voivodship	Total		Domestic tourists		Foreign tourists	
	in thousand	07-08 2019=100	in thousand	07-08 2019=100	in thousand	07-08 2019=100
<b>Poland</b>	<b>5 920.0</b>	<b>70.7</b>	<b>5 321.0</b>	<b>80.4</b>	<b>599.0</b>	<b>34.0</b>
Dolnośląskie	608.8	74.6	532.3	82.6	76.5	44.7
Kujawsko-Pomorskie	234.2	78.4	223.0	84.0	11.2	33.8
Lubelskie	237.6	83.5	231.0	91.1	6.6	21.3
Lubuskie	146.0	77.3	123.9	84.2	22.1	52.8
Łódzkie	153.2	61.0	139.4	66.0	13.9	34.7
Małopolskie	671.6	55.3	605.4	72.5	66.2	17.5
Mazowieckie	458.6	46.1	386.3	58.6	72.3	21.4
Opolskie	66.5	68.3	61.9	73.4	4.7	35.7
Podkarpackie	236.9	74.9	229.3	80.5	7.6	24.2
Podlaskie	139.5	75.9	127.0	89.9	12.5	29.4
Pomorskie	882.0	84.0	822.1	93.7	59.9	34.6
Śląskie	345.8	57.7	320.4	63.6	25.4	26.7
Świętokrzyskie	107.4	76.3	103.7	79.9	3.7	33.9
Warmińsko-Mazurskie	391.6	92.7	372.2	103.0	19.5	31.9
Wielkopolskie	313.0	67.7	285.7	73.4	27.3	37.2
Zachodniopomorskie	927.4	87.6	757.5	91.3	169.9	74.5

In July-August 2020, 19.8 million overnight stays were provided for tourists, i.e. 6.9 million (25.8%) less than last year. 18.0 million overnight stays were provided for domestic tourists and 1.8 million for foreign tourists, which was 18.9% and 60.2% less than in the same period last year, respectively.

**Chart 6. Overnight stays provided in tourist accommodation establishments in July-August**



In July and August tourists were accommodated in accommodation establishments slightly longer than a year ago, and they spent an average of 3.3 nights (in July and August 2019 - 3.2 nights), with the length of the stay of domestic tourists being 3.4 nights, and the stay of foreign tourists increasing from 2.5 nights last year to 3.0 nights this year.

In July and August 2020, tourists spent an average of 3.3 nights in accommodation establishments

**Table 2. Overnight stays provided in tourist accommodation establishments in July-August 2020**

Voivodship	Total		Domestic tourists		Foreign tourists	
	in thousand	07-08 2019=100	in thousand	07-08 2019=100	in thousand	07-08 2019=100
<b>Poland</b>	<b>19 768.4</b>	<b>74.2</b>	<b>17 988.1</b>	<b>81.1</b>	<b>1 780.3</b>	<b>39.8</b>
Dolnośląskie	1 785.5	79.7	1 623.0	85.9	162.6	46.6
Kujawsko-Pomorskie	787.8	76.1	762.5	79.2	25.3	34.7
Lubelskie	570.8	81.6	558.4	86.4	12.5	23.2
Lubuskie	386.4	74.8	346.2	77.8	40.3	56.0
Łódzkie	370.8	68.4	319.8	68.9	51.0	65.4
Małopolskie	2 054.4	57.0	1 897.8	71.2	156.5	16.7
Mazowieckie	894.0	47.9	750.4	63.2	143.6	21.2
Opolskie	149.9	61.5	138.6	64.9	11.3	37.5
Podkarpackie	799.5	79.5	782.1	83.1	17.4	26.9
Podlaskie	366.9	87.2	349.2	96.0	17.6	31.0
Pomorskie	3 622.2	82.2	3 434.5	87.9	187.7	37.6
Śląskie	921.4	62.1	850.2	66.7	71.2	33.9
Świętokrzyskie	331.8	75.2	321.4	78.2	10.5	34.0
Warmińsko-Mazurskie	1 277.0	95.3	1 223.9	103.5	53.1	33.7
Wielkopolskie	742.2	72.5	676.1	76.6	66.1	46.8
Zachodniopomorskie	4 707.7	81.4	3 954.1	83.3	753.6	72.5

When quoting Statistics Poland data, please provide information: "Source of data: Statistics Poland", and when publishing calculations made on data published by Statistics Poland, please provide information: "Own study based on Statistics Poland data".

Prepared by:  
**Statistical Office in Rzeszów**  
**Director Marek Cierpiat-Wolan**  
Office: tel. (+48 17) 853 52 10

Issued by:  
**The Spokesperson for the President  
of Statistics Poland**  
**Karolina Banaszek**  
Mobile: (+48) 695 255 011

#### **Press Office**

Office: tel. (+48 22) 608 34 91, 608 38 04

**e-mail: [obslugaprasowa@stat.gov.pl](mailto:obslugaprasowa@stat.gov.pl)**



[www.stat.gov.pl/en/](http://www.stat.gov.pl/en/)



[@StatPoland](https://twitter.com/StatPoland)



[@GlownyUrzadStatystyczny](https://www.facebook.com/GlownyUrzadStatystyczny)

#### **Related information**

[Occupancy of tourist accommodation establishments in Poland in June and July 2020](#)

[Occupancy of tourist accommodation establishments in Poland in May and June 2020](#)

[Occupancy of tourist accommodation establishments in Poland in April and May 2020](#)

[Occupancy of tourist accommodation establishments in the first quarter of 2020](#)

[Occupancy of tourist accommodation establishments in Poland in March and April 2020](#)

[Tourism in Poland in the face of COVID-19 pandemic](#)

[Tourism in 2019](#)

#### **Data available in databases**

[Local Data Bank](#)

#### **Terms used in official statistics**

[Tourist](#)

[Tourist accommodation establishment](#)

[Bed places in tourist accommodation establishments](#)

[Nights spent \(overnight stays\) in tourist accommodation establishments.](#)

[Duration of the stay](#)