

Occupancy of tourist accommodation establishments in Poland in January and February 2021

(concerns tourist accommodation establishments with 10 or more bed places)

15.04.2021

↓ 73.0%

Estimated decrease in the number of tourists accommodated in accommodation establishments in January 2021 compared to the corresponding month of 2020

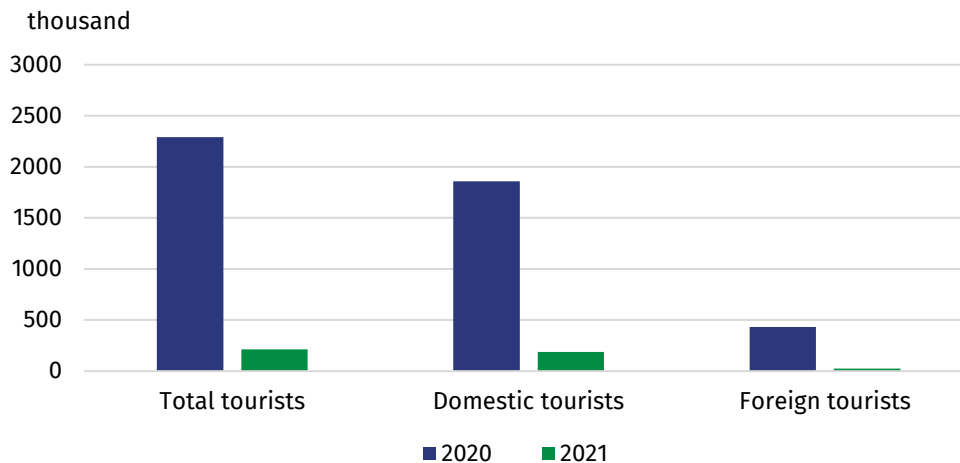
In January 2021, 213.1 thousand tourists were accommodated in tourist accommodation establishments and 695.5 thousand overnight stays were provided for them. Compared to January 2020, it was less by 90.7% and 88.2% respectively. A high decrease in the number of tourists was also recorded in February 2021, compared to the corresponding month last year; according to estimates, the number of persons accommodated was lower by 73.0%.

The results of the survey of tourist accommodation establishments showed that in January 2021, 213.1 thousand tourists stayed at the accommodation establishments. Compared to the same month of 2020, when 2.3 million people were recorded, there were 90.7% fewer tourists. Among the total number of tourists, 88.3% were domestic tourists (188.3 thousand), whereas 11.7% were foreign tourists (24.9 thousand). Compared to January 2020, it was 89.9% and 94.3% less respectively.

Among foreign tourists, accommodation establishments were most popular among guests from the Ukraine, who constituted 26.2% of all foreign tourists; however, their percentage was 85.8% lower than a year before. Also, persons from Germany were numerous (13.6%).

In January 2021, 94.3% less foreign tourists were accommodated than in January 2020

Chart 1. Tourists accommodated in January

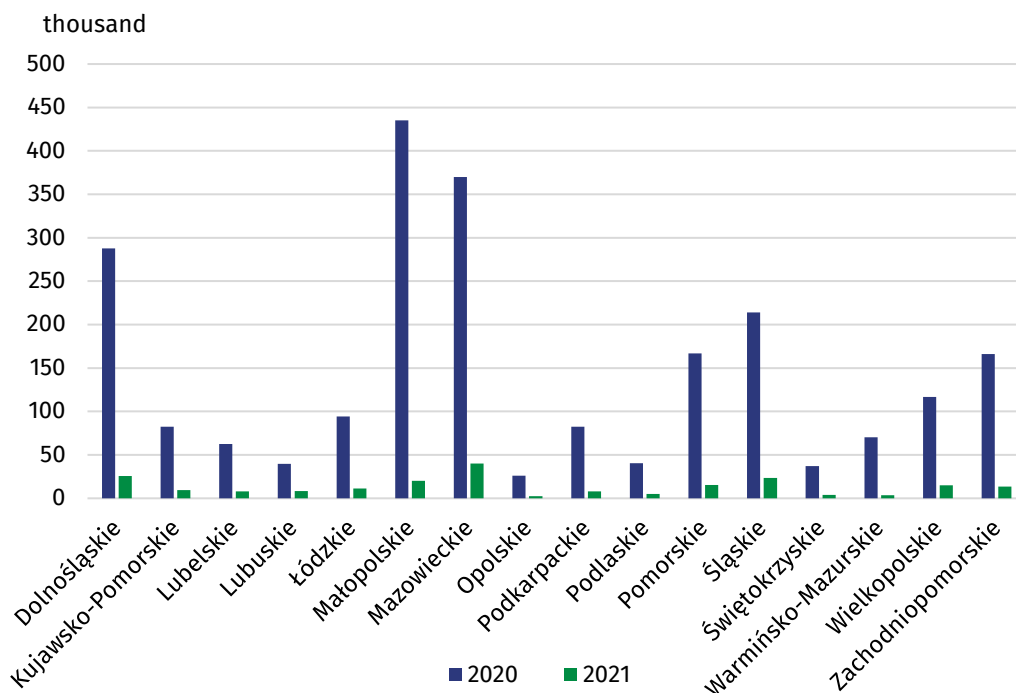


In January 2021, the largest number of persons were accommodated in Mazowieckie Voivodship (40.1 thousand) and the smallest number in Opolskie Voivodship (2.3 thousand). As in other months outside the holiday season, in January tourists most often chose to stay in hotels – 66.0% of domestic tourists and 73.2% of foreign tourists were accommodated in these establishments.

A decrease in the number of tourists accommodated was noted in all voivodships, compared to the corresponding month of 2020. The highest decrease was observed in accommodation establishments located in Małopolskie Voivodship (by 95.4%), whereas the smallest one in establishments located in Lubuskie Voivodship (by 79.0%).

In January 2021, the largest decrease in the number of tourists accommodated was in Małopolskie Voivodship, compared to the same month of 2020

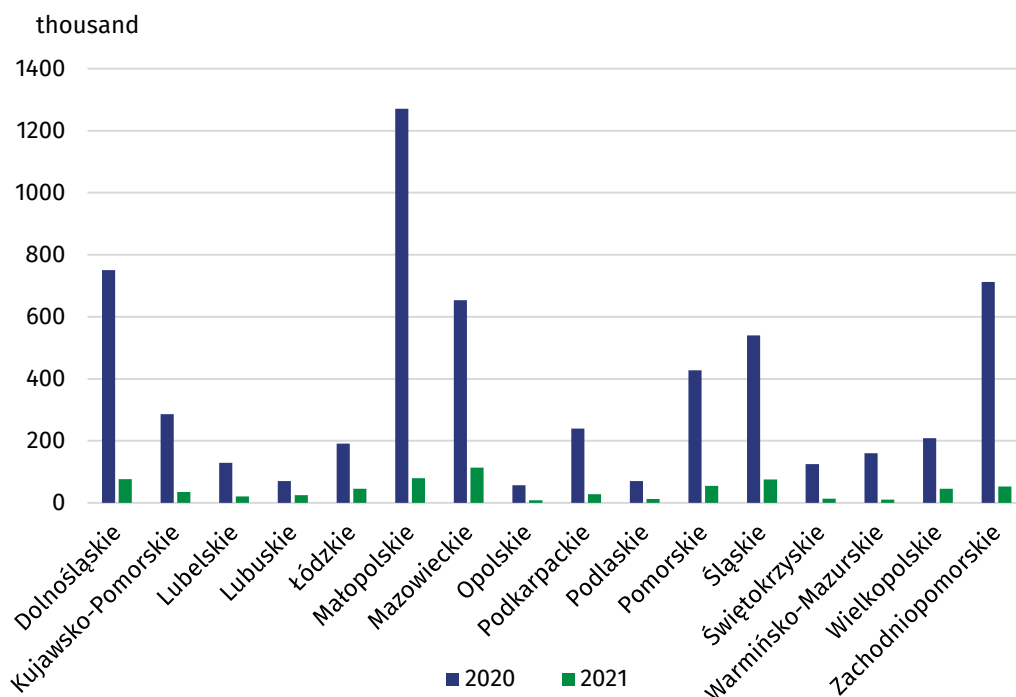
Chart 2. Tourists accommodated in January by voivodship



In January 2021, 695.5 thousand overnight stays (88.2% less than a year ago) were provided to tourists, including domestic tourists – 581.7 thousand (87.9% less than in the same period of 2020) and foreign tourists – 113.8 thousand (89.4% less than in January last year).

The number of overnight stays provided to domestic tourists in January 2021 decreased by 87.9%, compared to January 2020

Chart 3. Overnight stays provided in tourist accommodation establishments in January by voivodship

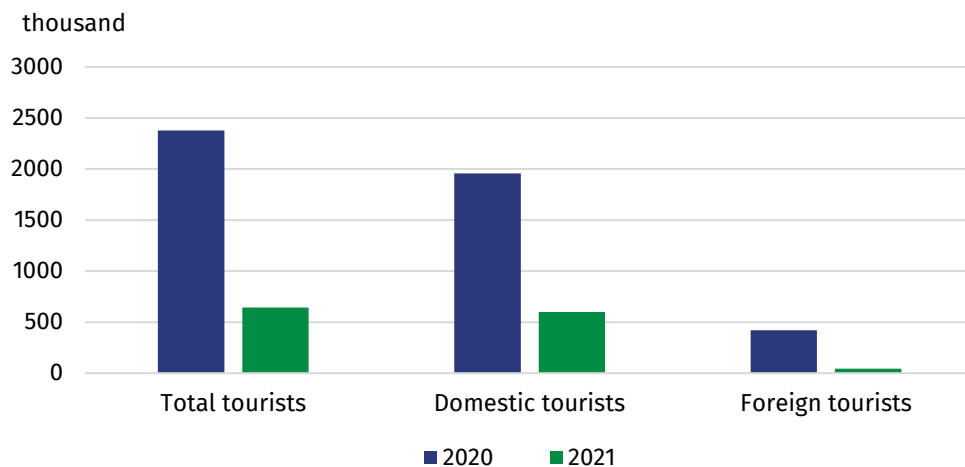


In comparison with January 2020, the largest decrease in the number of overnight stays provided was recorded in establishments of Małopolskie Voivodship (by 93.7%), Warmińsko-Mazurskie Voivodship (by 93.4%) and Zachodniopomorskie Voivodship (by 92.6%), whereas the smallest in Lubuskie Voivodship (by 64.7%). The occupancy rate of bed places in the accommodation establishments was 8.4%, and compared to January 2020 it was 25.5 pp lower.

According to estimates, in February 2021, only 643.1 thousand tourists were accommodated in tourist accommodation establishments, including 598.9 thousand domestic tourists and 44.2 thousand foreign tourists. Compared to the same month of 2020, the total number of tourists was 73.0% lower, with the number of domestic tourists being 69.4% lower and foreign tourists 89.5% lower.

According to estimates, in February 2021, 89.5% fewer foreign tourists were accommodated in tourist accommodation establishments than in February 2020

Chart 4. Tourists accommodated in February*

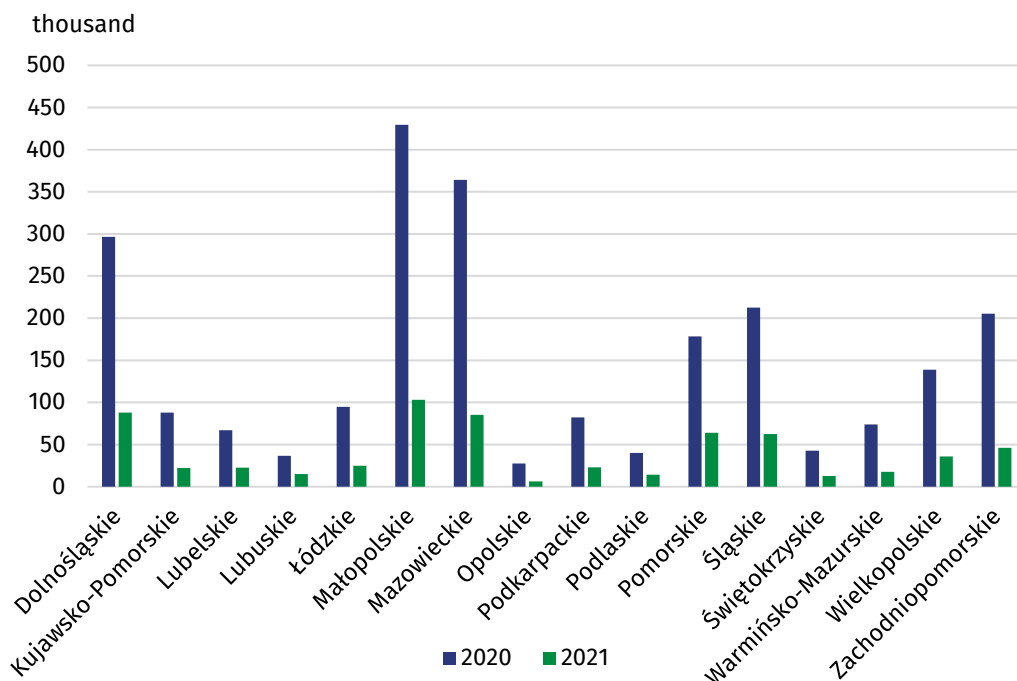


*estimated data

In 12 voivodships the decrease in the number of tourists compared to February 2020 exceeded 70%, of which the biggest one was in Zachodniopomorskie Voivodship (by 77.4%). The smallest decrease in the number of tourists was recorded in Lubuskie Voivodship and amounted to 59.5%.

It is estimated that in February this year, 1.5 million overnight stays were provided to tourists, i.e. 76.3% less than in February 2020 (6.2 million). 1.3 million overnight stays were provided for domestic tourists whereas 0.1 million for foreign tourists, which was 73.9% and 87.6% less than in the corresponding month of 2020 respectively.

Chart 5. Tourists accommodated in February by voivodship*



*estimated data

When quoting Statistics Poland data, please provide information: “Source of data: Statistics Poland”, and when publishing calculations made on data published by Statistics Poland, please provide information: “Own study based on Statistics Poland data”.

Prepared by:
Statistical Office in Rzeszów
Director Marek Cierpiat-Wolan
Office: tel. (+48 17) 853 52 10

Issued by:
**The Spokesperson for the President
of Statistics Poland**
Karolina Banaszek
Mobile: (+48) 695 255 011

Press Office

Office: tel. (+48 22) 608 34 91, 608 38 04

e-mail: obslugaprasowa@stat.gov.pl



www.stat.gov.pl/en/



[@StatPoland](https://twitter.com/StatPoland)



[@GlownyUrzadStatystyczny](https://www.facebook.com/GlownyUrzadStatystyczny)

Related information

[Occupancy of tourist accommodation establishments in Poland in November and December 2020](#)

[Occupancy of tourist accommodation establishments in Poland in October and November 2020](#)

[Occupancy of tourist accommodation establishments in Poland in September and October 2020](#)

[Occupancy of tourist accommodation establishments in Poland in July and August 2020](#)

[Occupancy of tourist accommodation establishments in Poland in June and July 2020](#)

[Occupancy of tourist accommodation establishments in Poland in May and June 2020](#)

[Occupancy of tourist accommodation establishments in Poland in April and May 2020](#)

[Occupancy of tourist accommodation establishments in the first quarter of 2020](#)

[Occupancy of tourist accommodation establishments in Poland in March and April 2020](#)

[Tourism in Poland in the face of COVID-19 pandemic](#)

[Tourism in 2019](#)

Data available in databases

[Local Data Bank](#)

Terms used in official statistics

[Tourist](#)

[Tourist accommodation establishment](#)

[Bed places in tourist accommodation establishments](#)

[Nights spent \(overnight stays\) in tourist accommodation establishments.](#)

[Duration of the stay](#)