

# Occupancy of tourist accommodation establishments in Poland in February and March 2021

(concerns tourist accommodation establishments with 10 or more bed places)

↓ 26.0%

Decrease in the number of tourists accommodated in accommodation establishments in March 2021 compared to the corresponding month of 2020

In February 2021, 697.4 thousand tourists were accommodated in tourist accommodation establishments and 1.6 million were provided for them. Compared to February 2020, it was less by 70.7% and 74.4% respectively. A decrease in the number of tourists, compared to the same month of the previous year, was also recorded in March 2021, when the number of persons accommodated was lower by 26.0% and the number of overnight stays provided by 31.9%.

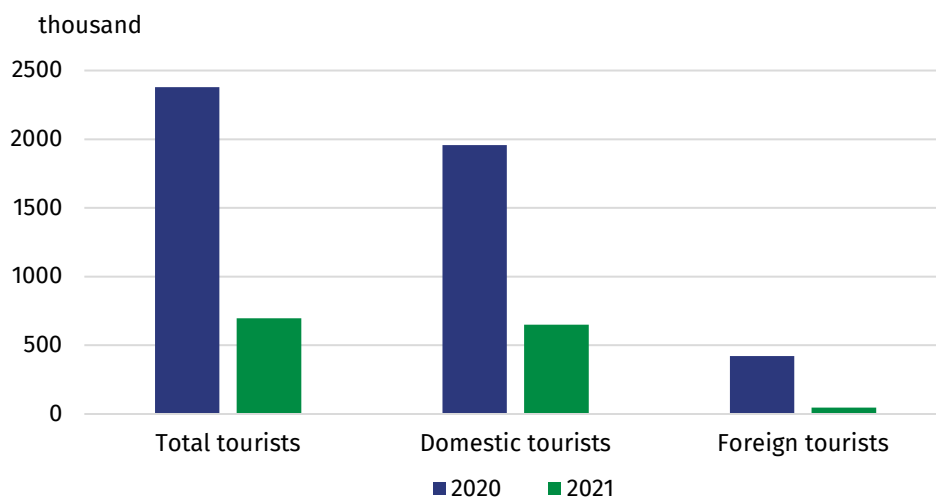
## Occupancy of tourist accommodation establishments in February 2021

The results of the survey of tourist accommodation establishments showed that in February 2021 697.4 thousand tourists stayed at the accommodation establishments. Compared to the same month of 2020, when 2.4 million people were recorded, there were 70.7% fewer tourists. Among the total number of tourists, 93.3% were domestic tourists (650.5 thousand), whereas 6.7% were foreign tourists (46.9 thousand). Compared to February 2020, it was 66.8% and 88.9% less respectively.

Among foreign tourists, accommodation establishments were most frequently visited by guests from the Ukraine, who constituted 20.5% of all foreign tourists; however, their percentage was 74.7% lower than a year before. Also, persons from Germany were numerous (16.9%).

In February 2021, 88.9% less foreign tourists were accommodated than in February 2020

**Chart 1. Tourists accommodated in February**

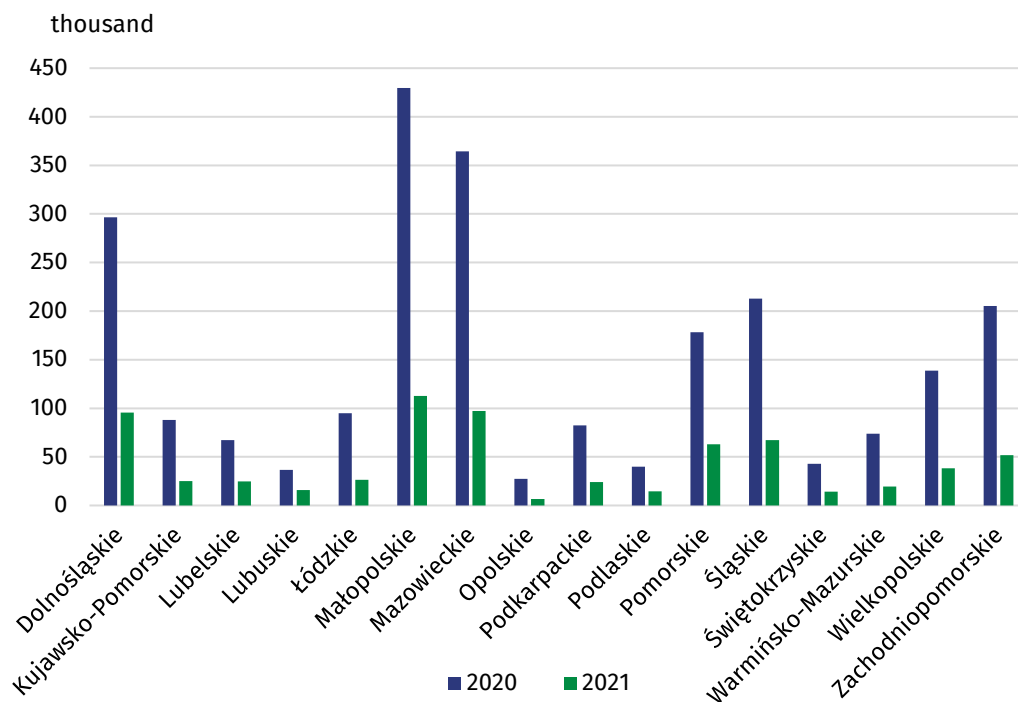


In February this year, most visitors stayed overnight in Małopolskie Voivodship (112.9 thousand), and the least in Opolskie Voivodship (6.8 thousand). As in other non-holiday months, tourists in February most often chose to stay in hotels - 73.0% of domestic tourists and 79.7% of foreign tourists were accommodated in these establishments.

A decrease in the number of tourists accommodated was noted in all voivodships, compared to the corresponding month of 2020. The highest decrease was observed in accommodation establishments located in Opolskie Voivodship (by 75.2%), whereas the smallest one in establishments located in Lubuskie Voivodship (by 56.9%).

In February 2021, the largest decrease in the number of tourists accommodated was in Opolskie Voivodship, compared to the same month of 2020

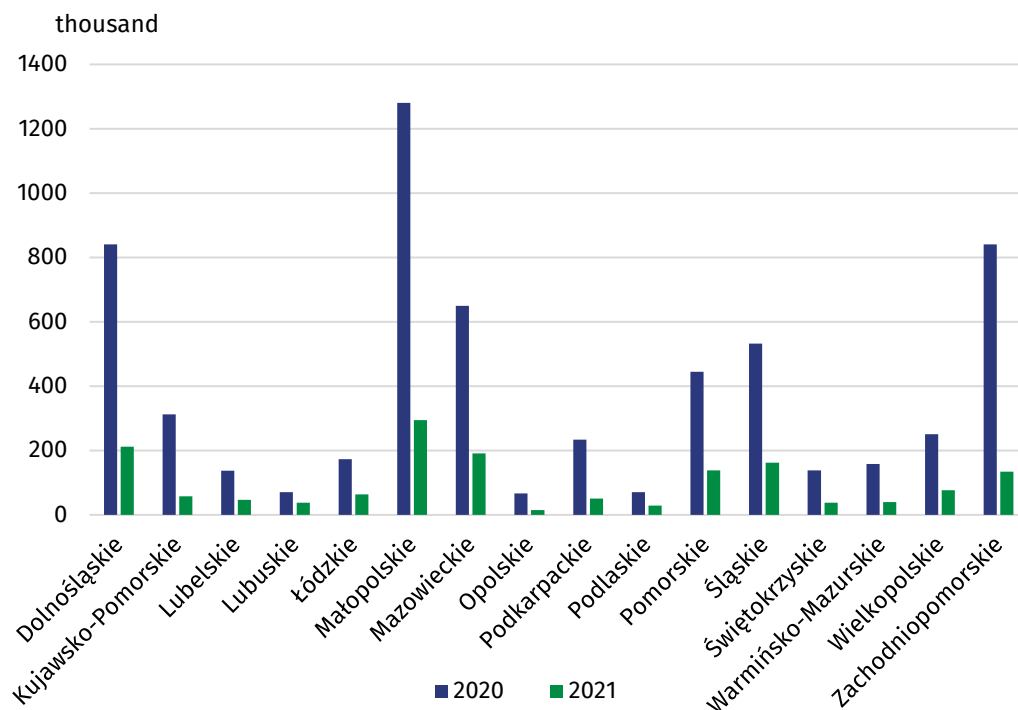
**Chart 2. Tourists accommodated in February by voivodship**



In February 2021, 1.6 million overnight stays (74.4% less than a year ago) were provided to tourists, including domestic tourists – 1.4 million (71.9% less) and foreign tourists – 0.2 million (86.0% less).

The number of overnight stays provided to domestic tourists in February 2021 decreased by 71.9%, compared to February 2020

**Chart 3. Overnight stays provided in tourist accommodation establishments in February by voivodship**



In comparison with February last year, the largest decrease in the number of overnight stays provided was recorded in establishments of Zachodniopomorskie Voivodship (by 84.0%), whereas the smallest in Lubuskie Voivodship (by 46.2%). The occupancy rate in the accommodation establishments was 15.5%, and compared to February 2020 it was 22.4 pp lower.

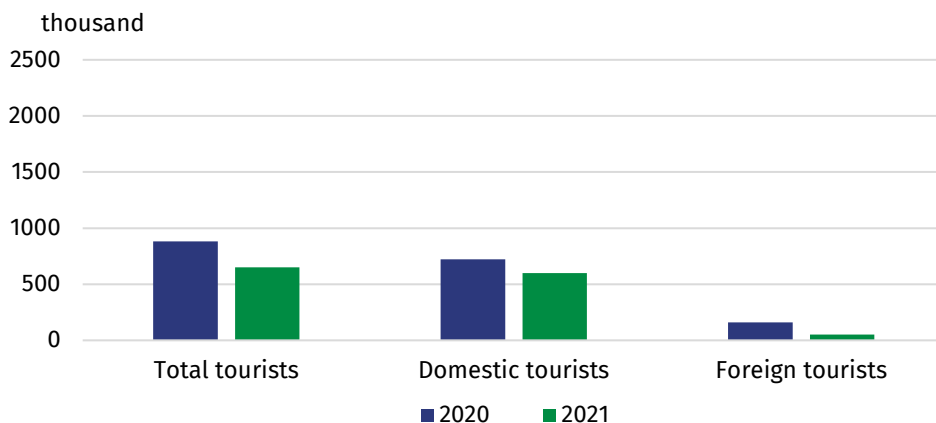
## Occupancy of tourist accommodation establishments in March 2021

On 14 March 2020, a state of epidemic emergency was declared in Poland by virtue of the Regulation of the Minister of Health of 13 March 2020, which contributed to a marked decrease in the number of tourists accommodated in accommodation establishments (by approximately 73% compared to March 2019). Due to the restrictions in force, there was a further decline in the number of persons staying in tourist establishments in March 2021.

According to data, in March 2021, 652.0 thousand tourists were accommodated in tourist accommodation establishments, including 600.7 thousand domestic tourists and 51.2 thousand foreign tourists. Compared to the same month of 2020, the total number of tourists was 26.0% lower, with the number of domestic tourists being 16.8% lower and foreign tourists 67.8% lower.

In March 2021, 67.8% fewer foreign tourists were accommodated in tourist accommodation establishments than in March 2020

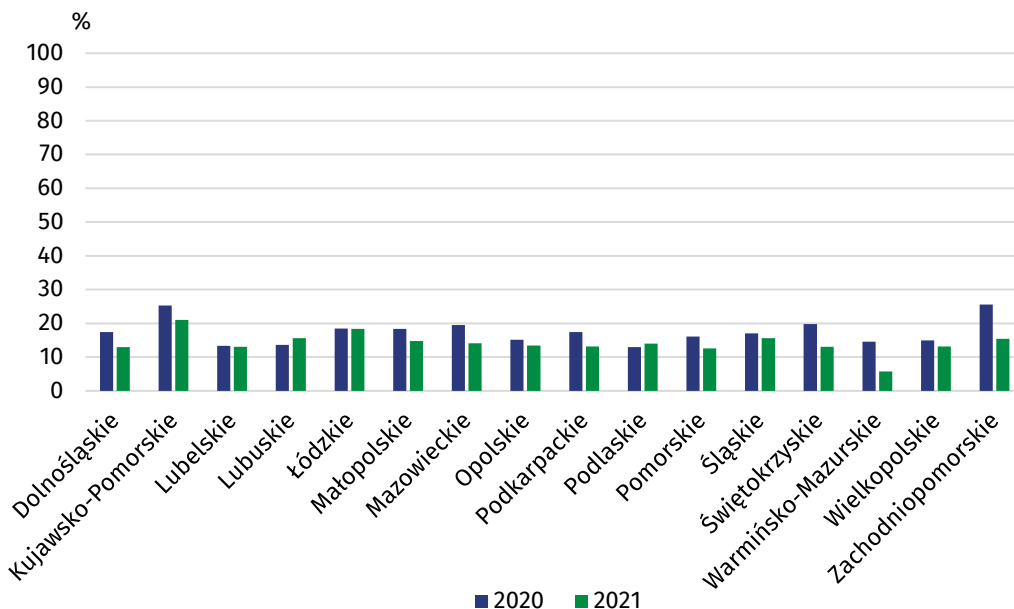
**Chart 4. Tourists accommodated in March**



In March 2021, the highest number of persons were accommodated in Mazowieckie Voivodship (96.7 thousand) and the lowest in Warmińsko-Mazurskie Voivodship (6.4 thousand). A decrease in the number of tourists occurred in establishments located in 13 voivodships, of which the largest decrease occurred in Warmińsko-Mazurskie Voivodship (by 74.8%). An increase in the number of tourists, compared to the same month of the previous year, was recorded in Lubelskie, Lubuskie and Podlaskie Voivodships. The biggest increase was observed in Lubuskie Voivodship and amounted to 17.7%.

In March this year, 1.7 million overnight stays were provided to tourists, i.e. 31.9% less than in March last year (2.5 million). 1.5 million overnight stays were provided for domestic tourists whereas 0.2 million for foreign tourists, which was 24.4% and 62.9% less than in the corresponding month of the previous year respectively. The highest number of overnight stays was provided in Małopolskie Voivodship (261.3 thousand), and the lowest in Opolskie Voivodship (16.0 thousand) and Warmińsko-Mazurskie Voivodship (16.1 thousand).

**Chart 5. Occupancy rate of bed places in March by voivodships**



In 14 voivodships there was a decrease in the number of overnight stays provided compared to March of last year, of which the largest was in Warmińsko-Mazurskie Voivodship (by 70.6%), and the smallest in łódzkie Voivodship (by 4.6%). An increase in the number of overnight stays provided was recorded only in Podlaskie (3.1%) and Lubuskie (10.3%) Voivodships. In March 2021, the occupancy rate amounted to 14.4% and was 4.0 pp lower than in March 2020.

**Table 1. Tourists and overnight stays at tourist accommodation establishments in March 2021**

Voivodship	Tourists			Overnight stays		
	in thousand	2020=100	2019=100	in thousand	2020=100	2019=100
<b>Poland</b>	<b>652.0</b>	<b>74.0</b>	<b>27.1</b>	<b>1 670.1</b>	<b>68.1</b>	<b>29.5</b>
Dolnośląskie	77.8	72.9	28.4	184.7	64.9	29.2
Kujawsko-Pomorskie	32.7	91.2	35.3	116.3	70.3	34.3
Lubelskie	26.4	110.7	35.9	58.5	90.8	39.8
Lubuskie	18.2	117.7	43.1	42.4	110.3	57.5
łódzkie	33.0	93.0	28.0	77.1	95.4	35.5
Małopolskie	90.0	67.9	23.6	261.3	69.7	27.7
Mazowieckie	96.7	64.8	22.7	203.5	65.5	27.8
Opolskie	7.1	55.9	21.9	16.0	59.0	25.1
Podkarpackie	26.6	95.5	32.5	66.4	67.6	30.6
Podlaskie	15.8	101.8	40.4	33.1	103.1	50.1
Pomorskie	47.0	68.6	26.9	114.0	61.0	27.3
Śląskie	61.8	76.3	30.8	157.2	81.1	35.8
Świętokrzyskie	13.5	73.3	26.5	43.6	58.4	29.9
Warmińsko-Mazurskie	6.4	25.2	9.4	16.1	29.4	12.1
Wielkopolskie	41.5	73.4	26.5	86.6	76.6	32.6
Zachodniopomorskie	57.5	75.5	30.3	193.3	55.0	23.2

When quoting Statistics Poland data, please provide information: "Source of data: Statistics Poland", and when publishing calculations made on data published by Statistics Poland, please provide information: "Own study based on Statistics Poland data".

Prepared by:  
**Statistical Office in Rzeszów**  
**Director Marek Cierpiat-Wolan**  
Office: tel. (+48 17) 853 52 10

Issued by:  
**The Spokesperson for the President  
of Statistics Poland**  
**Karolina Banaszek**  
Mobile: (+48) 695 255 011

#### **Press Office**

Office: tel. (+48 22) 608 34 91, 608 38 04

**e-mail: [obslugaprasowa@stat.gov.pl](mailto:obslugaprasowa@stat.gov.pl)**



[www.stat.gov.pl/en/](http://www.stat.gov.pl/en/)



[@StatPoland](https://twitter.com/StatPoland)



[@GlownyUrzadStatystyczny](https://www.facebook.com/GlownyUrzadStatystyczny)

#### **Related information**

[Occupancy of tourist accommodation establishments in Poland in January and February 2021](#)

[Occupancy of tourist accommodation establishments in Poland in November and December 2020](#)

[Occupancy of tourist accommodation establishments in Poland in October and November 2020](#)

[Occupancy of tourist accommodation establishments in Poland in September and October 2020](#)

[Occupancy of tourist accommodation establishments in Poland in July and August 2020](#)

[Occupancy of tourist accommodation establishments in Poland in June and July 2020](#)

[Occupancy of tourist accommodation establishments in Poland in May and June 2020](#)

[Occupancy of tourist accommodation establishments in Poland in April and May 2020](#)

[Occupancy of tourist accommodation establishments in the first quarter of 2020](#)

[Occupancy of tourist accommodation establishments in Poland in March and April 2020](#)

[Tourism in Poland in the face of COVID-19 pandemic](#)

[Tourism in 2019](#)

#### **Data available in databases**

[Local Data Bank](#)

#### **Terms used in official statistics**

[Tourist](#)

[Tourist accommodation establishment](#)

[Bed places in tourist accommodation establishments](#)

[Nights spent \(overnight stays\) in tourist accommodation establishments.](#)

[Duration of the stay](#)