

Occupancy of tourist accommodation establishments in the first quarter of 2022

(concerns tourist accommodation establishments with 10 or more bed places)

28.06.2022 r.

↑ **280.4%**

Increase in the number of tourists in tourist accommodation establishments in the 1st quarter of 2022 compared to the corresponding period of 2021

In the first quarter of 2022, 5.9 million tourists were accommodated in tourist accommodation establishments, with 15.5 million overnight stays provided to them. Compared to the first quarter of 2021, the number of tourists staying in accommodation establishments increased by 280.4%, while the number of overnight stays provided to them increased by 292.6%.

In the first quarter of 2022, there was an increase in the occupancy of tourist accommodation establishments in Poland compared to the same period of 2021. The increase in the number of tourists and the number of nights provided to them was influenced, among other things, by the absence of restrictions on the operation of accommodation establishments due to the COVID-19 pandemic, which were in force in the first three months of the last year.

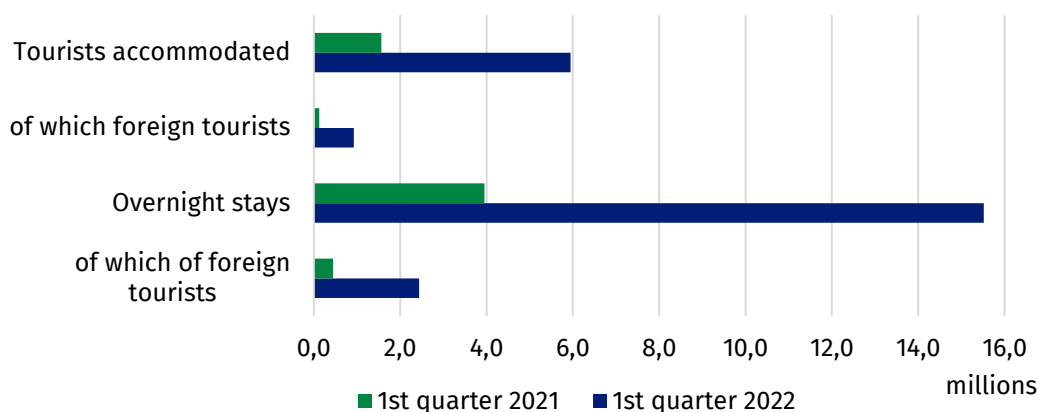
Occupancy of tourist accommodation establishments in the first quarter of 2022

According to the results obtained from the tourist accommodation establishments survey, 5.9 million tourists were accommodated in tourist accommodation establishments in the first quarter of 2022, of which 5.0 million were domestic tourists and 0.9 million were foreign tourists. Compared to the first quarter of 2021, the number of total tourists was almost 4 times higher, of which the number of domestic tourists increased by 3.5 times and foreign tourists by 7.5 times.

In the first quarter of 2022, 0.8 million more foreign tourists were accommodated in tourist accommodation establishments than in the first quarter of 2021

Among foreign tourists, visitors from Europe were the most frequent users of accommodation establishments - 801.4 thousand. They accounted for 86.3% of all foreign tourists and their number was over 7 times higher than in the first quarter of 2021. The largest number of tourists came from Germany (200.2 thousand), followed by tourists from Ukraine (187.3 thousand) and tourists from the United Kingdom (70.8 thousand). Tourists from these three countries constituted together 49.4% of the total number of foreign tourists who were accommodated in tourist establishments in Poland in the first quarter of 2022.

Chart 1. Tourists in tourist accommodation establishments and overnight stays



Compared with the same period of the previous year, all types of establishments recorded an increase in the number of tourists and the number of nights provided to them. The largest increase in the number of tourists, more than 10-fold, occurred in holiday youth centres, while the smallest, nearly 2-fold, was recorded by the excursion hostels. In the first quarter of 2022, tourists were most likely to choose to stay in hotels, where 4.4 million people stayed. Overnight stays in these establishments were provided to 71.7% of all domestic tourists and 84.3% of all foreign tourists.

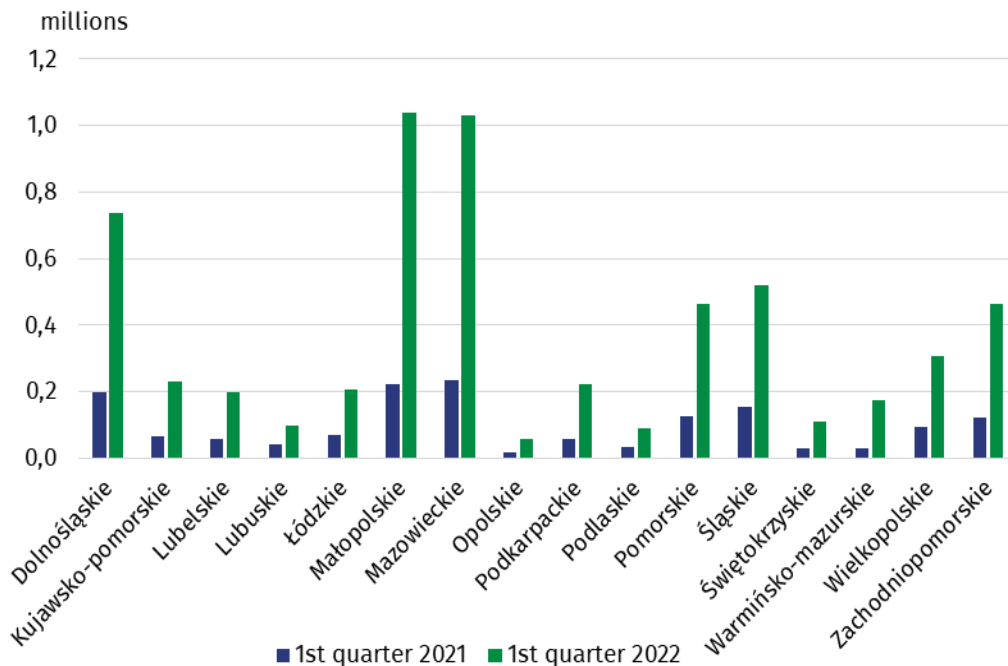
In the first quarter of 2022, 4.4 million tourists stayed in hotels

Table 1. Occupancy of tourist accommodation establishments by type of establishment

Specification	Tourists accommodated		Overnight stays provided	
	in thousand	Q1/2021=100	in thousand	Q1/2021=100
Total	5944.2	380.4	15519.8	392.6
Hotels and similar establishments	4985.6	381.9	10648.4	382.0
hotels	4381.3	387.8	9096.9	392.8
motels	34.2	246.0	63.5	248.4
boarding houses	104.8	386.7	275.4	367.1
other hotel establishments	465.3	345.4	1212.6	326.6
Other establishments	958.6	372.8	4871.4	417.8
excursion hostels	9.4	170.0	48.1	276.1
shelters	35.1	404.4	64.1	395.1
youth shelters	6.7	333.1	19.4	366.8
school youth shelters	29.5	387.4	120.7	400.5
holiday centres	204.5	464.7	843.9	541.8
holiday youth centres	5.5	1045.4	32.4	1449.9
training-recreational centres	118.1	334.2	451.4	328.6
creative arts centres	3.9	414.2	16.4	454.1
complexes of tourist cottages	12.8	277.5	41.2	175.6
camping sites and tent camp si-	3.1	392.1	7.9	406.5
hostels	112.9	277.3	305.1	201.5
health establishments	164.7	584.0	2006.7	784.9
rooms for guests	141.5	332.5	498.6	306.0
agritourism lodgings	17.2	292.2	69.8	214.6
other not classified	93.7	315.3	345.5	203.4

An increase in the number of tourists accommodated was recorded in all voivodships compared with the first quarter of 2021, with the largest (nearly 6-fold) in Warmińsko-Mazurskie Voivodship. The smallest increase (more than 2-fold) was recorded in Lubuskie Voivodship. Nearly half of tourists (47.2%) accommodated in the first quarter of 2022, stayed in three voivodships: Małopolskie, Mazowieckie and Dolnośląskie (2.8 million in total). The fewest tourists (56.9 thousand) stayed in establishments located in the Opolskie Voivodship - 1.0% of the total.

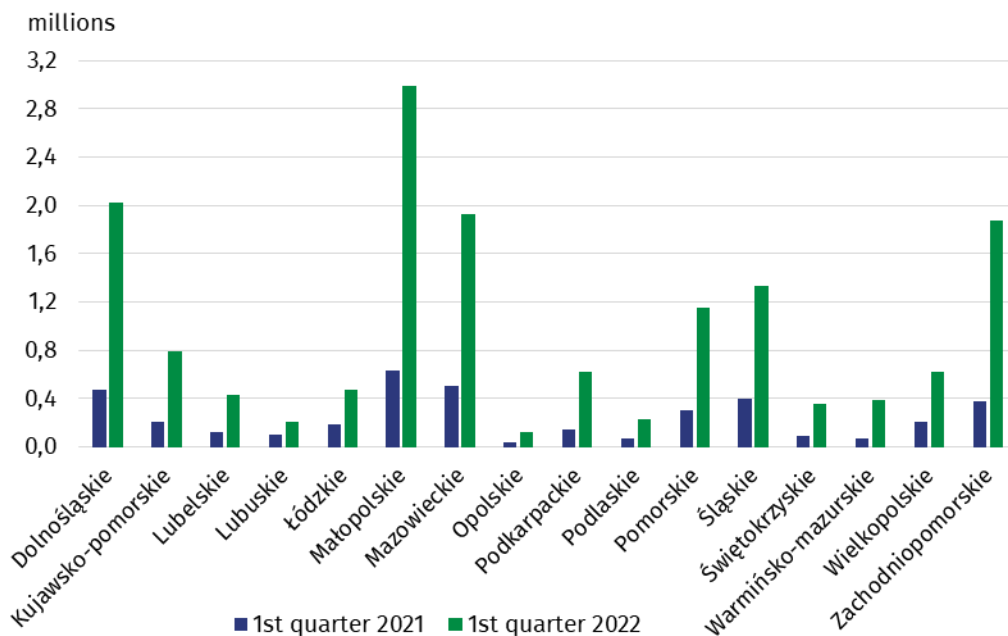
Chart 2. Tourists accommodated by voivodship



In the first quarter of 2022, tourists made 15.5 million overnight stays, i.e. almost 4 times more than in the corresponding quarter of 2021. Domestic tourists made 13.1 million overnight stays, while foreign tourists - from 2.4 million. Compared to the first quarter of 2021, there was an almost 4-fold increase in the number of overnight stays provided to domestic tourists and a 5.5-fold increase in overnight stays provided to foreign tourists. Tourists were most likely to choose hotels, where they made 9.1 million overnight stays.

In the first quarter of 2022, 11.6 million more overnight stays were provided to tourists than in the same quarter last year

Chart 3. Overnight stays provided in tourist accommodation establishments by voivodship

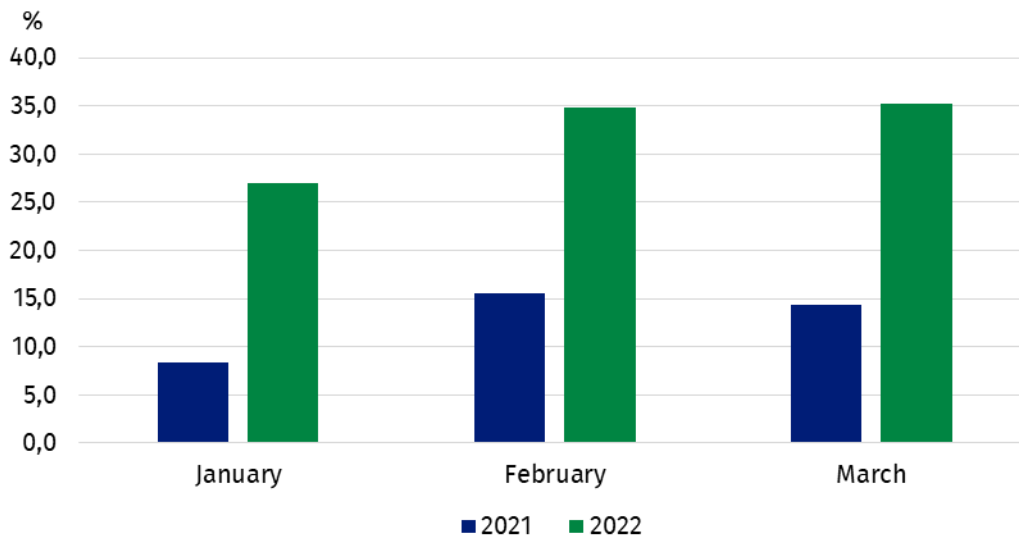


The highest number of overnight stays was provided in Małopolskie Voivodship - 3.0 million (19.3% of the total), and the lowest in Opolskie Voivodship - 125.3 thousand (0.8%). The increase in the number of overnight stays, like the increase in the number of tourists, was recorded in all the voivodships, with the largest (nearly 6-fold) in Warmińsko-Mazurskie Voivodship, and the smallest (nearly 2-fold) in Lubuskie Voivodship.

In the first quarter of 2022, the occupancy rate was 32.2% and was 19.1 pp higher than in the first quarter of last year. The lowest occupancy rate was recorded in January - 27.0%, while in February and March this indicator was 34.9% and 35.2% respectively.

In the first quarter of 2022, the occupancy rate of bed places in accommodation establishments was 39.2%

Chart 4. Occupancy rate of bed places



When quoting Statistics Poland data, please provide information: "Source of data: Statistics Poland", and when publishing calculations made on data published by Statistics Poland, please provide information: "Own study based on Statistics Poland data".







Prepared by:
Statistical Office in Rzeszów
Director Marek Cierpiat-Wolan
Office: tel. (+48 17) 853 52 10

Issued by:
**The Spokesperson for the President
of Statistics Poland**
Karolina Banaszek
Mobile: (+48) 695 255 011

Press Office

Phone: (+48 22) 608 34 91, 608 38 04

e-mail: obslugaprasowa@stat.gov.pl

-  stat.gov.pl/en/
-  @ StatPoland
-  @GlownyUrzadStatystyczny
-  gus_stat
-  glownyurządstatystycznygus
-  glownyurządstatystyczny

Related information

[Occupancy of tourist accommodation establishments in March 2022 in the face of the inflow of refugees from Ukraine and the absence of restrictions related to the COVID-19 pandemic](#)

[Occupancy of tourist accommodation establishments in 2021](#)

[Tourism in 2020](#)

Data available in databases

[Local Data Bank](#)

Terms used in official statistics

[Tourist](#)

[Tourist accommodation establishment](#)

[Bed places in tourist accommodation establishments](#)

[Foreign tourists in tourist accommodation establishments](#)

[Nights spent \(overnight stays\) in tourist accommodation establishments.](#)

[Duration of the stay](#)

[Occupancy rate of bed places in tourist accommodation establishments](#)