

Pilot survey of refugees from Ukraine

Due to the military operations of the Russian Federation in Ukraine, which began on **24 February 2022**, millions of people have been forced to leave their country through, also through **9 border crossings** on the Polish-Ukrainian border. Some of them decided to seek asylum in Poland.

A pilot survey was conducted at **5 reception points** in mid-**May 2022**, as of end of April 2022. These points were opened and organised in border areas so that refugees could take **rest** after a long and sometimes very stressful journey, eat a **warm meal** or receive **first aid** if necessary.

Statistical units in the survey

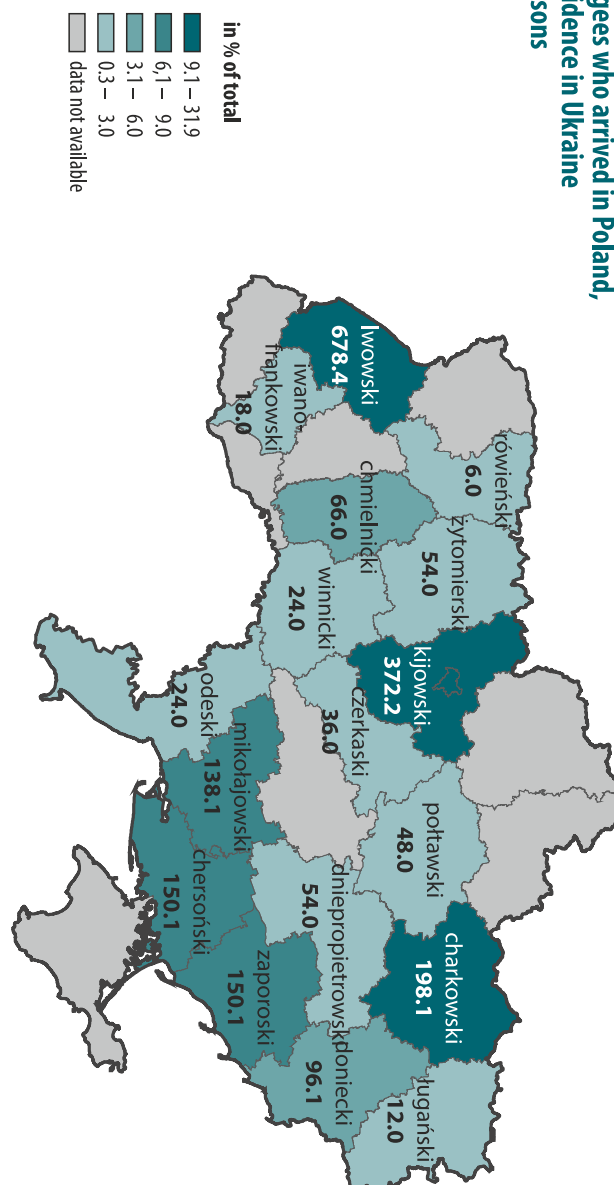
The pilot refugee survey covered people who left Ukraine via the Polish-Ukrainian border. The target group included both **Ukrainian** and **citizens of other countries** who were in Ukraine when the war started and decided to leave its territory because of the war.

Scope of data in the survey

The refugee pilot survey covered primarily:

- method and place of crossing the border
- characteristics of persons crossing the border by citizenship, gender, age and education;
- planned place/country of stay;
- intention to work in Poland, receive medical care and education;
- intention to return to Ukraine after the end of hostilities,
- health care needs on the territory of Poland,
- access to health care,
- information on COVID-19 vaccination and vaccination for childhood diseases, mental health needs.

Number of refugees who arrived in Poland, by region of residence in Ukraine in thousand persons



Health care needs by age bracket (in %)

	Total	0-4 years	5-6	7-14	15-17	18-34	35-64	65 years and over
Sudden illness (diarrhoea, fever, cough, etc.)	100	12	10	10	11	14	32	7
Chronic diseases, such as:								
cardiovascular disease	100	0	1	3	1	13	47	29
diabetes	100	0	0	0	0	22	44	33
kidney disease	100	0	0	0	0	75	25	0
other: digestive system or musculo-skeletal problems	100	0	1	14	12	22	47	5
Mental health	100	0	0	17	17	33	33	0
Dental services	100	10	5	35	10	5	35	0
Other: female diseases (gynaecological) or of the genitourinary system	100	0	0	0	33	17	33	17

Approximately **68%** of respondents declared that they were vaccinated **against COVID-19** with at least one dose, of which 75% were women.

In the age group of children aged 1–4 years, 65% of them are vaccinated for MMR (measles, mumps, rubella), 76% for DTP (diphtheria) and 53% for polio.

More than 2/3 of respondents declared that they require mental health or psychosocial support. Due to both the emotions and stress caused by the war in Ukraine and its effects on the Ukrainian people, and the new economic and living conditions they find themselves in, they are nervous, anxious, worried and depressed, which negatively affects their daily functioning..

The results of the study were **generalised** on the basis of daily data on border traffic by direction ("from" and "to" Poland) for the period **February-April 2022** obtained from the Border Guard Headquarters. Due to the pilot and limited scope of the survey, results are not available in **all** cross-sections of interest.

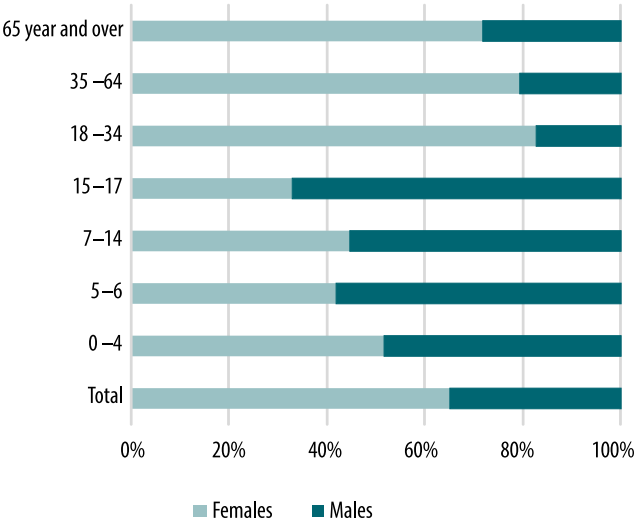
More than **3.3 million** people entered Poland between **24 February and 30 April**. Taking into account returns to the country and multiple border crossings by the same persons, around **2.2 million** people stopped in Poland at least temporarily.

Passenger border traffic of foreigners on the Polish-Ukrainian border in 2022 (in thousands)

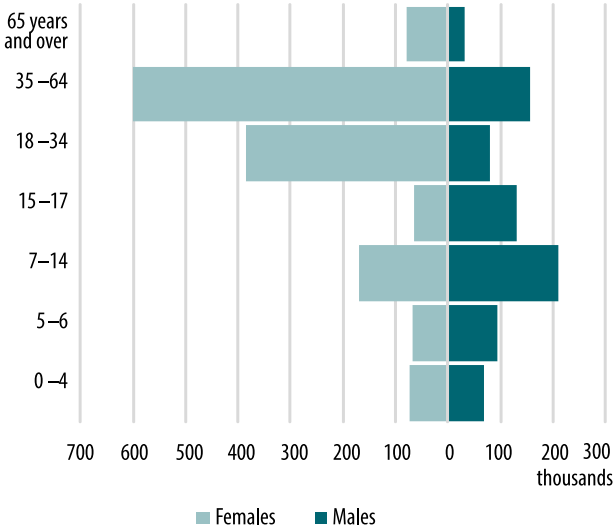
		of which			
		02	24.02-28.02	03	04
Foreigners to Poland and from Poland	total	1 011.5	398,2	2 356,0	1 187,5
	of which Ukrainians	957.0	365.1	2 238.7	1 124.9
to Poland	total	710.8	350.4	2 028.2	641.5
	of which Ukrainians	669.0	319.6	1 944.1	610.6
from Poland	total	300.7	47.7	327.9	546.0
	of which Ukrainians	287.9	45.5	294.6	514.4

Source: Data of Border Guard Main Headquarter.

Demographic structure of refugees



Refugees by sex and age group



Health needs of refugees who have chosen Poland as their destination country

Among the respondents, more than **40%** concluded that household members needed health care. Women predominated in the group needing care (**64%**).

Health needs of refugees by type of medical care (in %)

	Females	Males
Sudden illness (diarrhoea, fever, cough, etc.).	89	83
COVID-19	0	10
Cardiovascular disease	35	20
Diabetes	11	2
Kidney disease	4	2
Tumour	1	2
Other chronic diseases	24	15
Mental health	7	2
Dental services	15	22
Other	6	5

The vast **majority (87%)** of those in need of medical care declared that they needed medical care for **sudden illnesses**. This is followed by cardiovascular diseases (29%), chronic diseases (20%) and dental services (18%).